



www.health.kerala.gov.in

**COVID-19 OUTBREAK CONTROL AND PREVENTION STATE CELL
HEALTH & FAMILY WELFARE DEPARTMENT**

controlroomdhskerala@gmail.com

www.dbs.kerala.gov.in

KeralaHEALTH-COVID-19 DAILY VACCINATION BULLETIN

Date: 06/04/2022

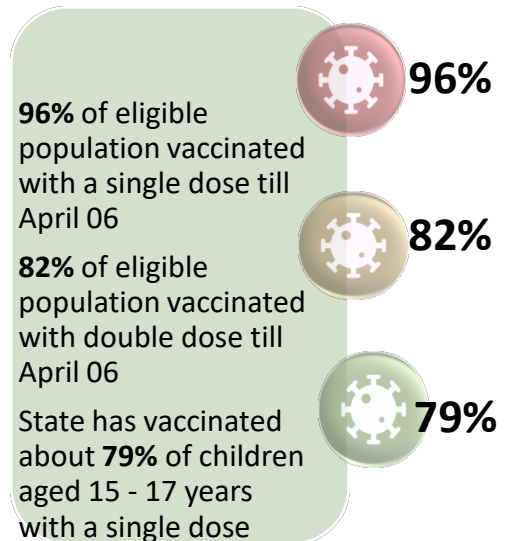
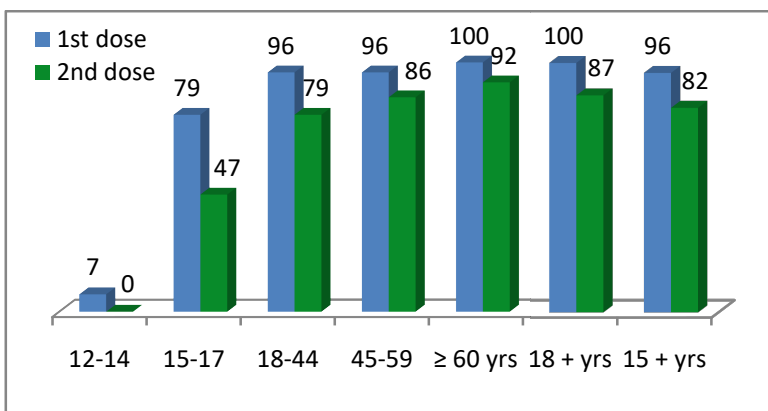
**OUR HEALTH OUR RESPONSIBILITY
VACCINE ADVISORY**

- *People who are vaccinated with Covid Vaccine are reported to have reduced Covid related ICU admissions, serious disease and death.*
- *Early vaccination is useful to safeguard our life from this deadly disease.*
- *Vaccination sessions are planned as per the availability of vaccine. All are requested to cooperate.*
- *After receiving the first dose, second dose of Covishield vaccine is to be taken between 12–16weeks and second dose of Covaxin between 4-6 weeks.*
- *Covid vaccination is currently available to all above 15 years. Children in 15-18 age group will get Covaxin.*
- *Health Staffs, Frontline workers and people above 60 years with co-morbidities will get precaution dose after 9 months or 39 weeks from the second dose. The Same vaccine administered as first and second dose is to be taken as precaution dose. People above 60 years with co-morbidities should take medical advice before receiving precaution dose.*
- *Vaccination is available free of cost in all Government covid vaccination centers, and at a nominal rate (as per the Gol order F.No.2079203/2021/Immunization) in selected private Hospitals.*
- **ENSURE ALL YOUR ELIGIBLE FAMILY MEMBERS ARE PROTECTED BY RECEIVING ANY OF THE AVAILABLE COVID VACCINE.**
- **“BOTH COVAXIN AND COVISHIELD ARE EQUALLY EFFECTIVE AND SAFE”**
- **“BE FULLY PROTECTED – GET THE SECOND DOSE AT YOUR SCHEDULED TIME”**

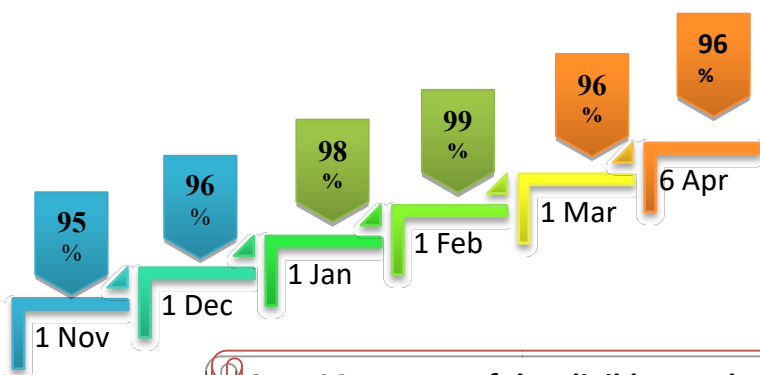
ANALYSIS

COVID-19 mass vaccinations are showing signs of preventing illness and steep decline in cases and hospital admissions in countries which done vaccination. Kerala started its vaccination for health care workers from January 16, 2021. The COVID-19 Vaccines Operational Guidelines issued by the Ministry of Health and Family Welfare, Govt. of India, 28th December 2020 and all subsequent Guidelines issued by Ministry of Health and Family Welfare, Govt of India are followed at the sites and all vaccination lanes

Summary of COVID Vaccine Administered as on 06-04-2022 midnight



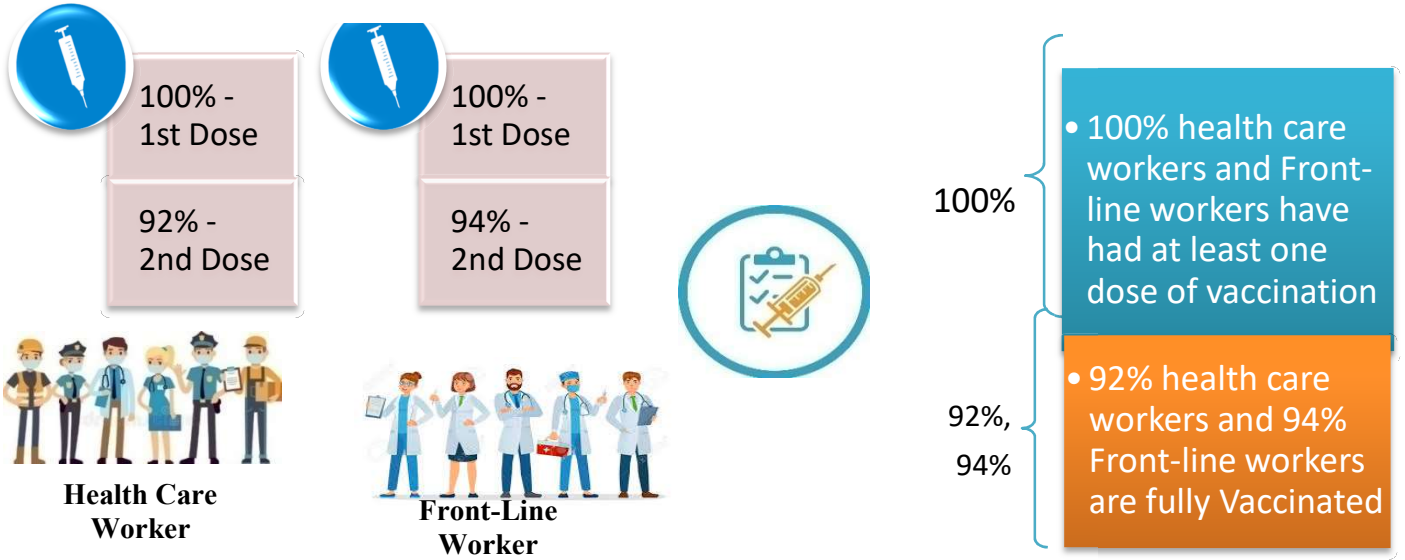
Time Line of Vaccination Coverage



Kerala began administration of COVID 19 Vaccines on 16th January, 2021. As of 6th April 2022, Kerala has administered over 53 million doses overall, including first and second doses of vaccines.


Over 96 per cent of the eligible population (15 + years) in Kerala has been administered the first dose of the Covid-19 vaccine. The state has achieved the target within 454 days since the beginning of the vaccination drive on January 16, 2021

Health Care Workers & Front-line Workers Vaccinated



Are You Vaccinated? You Still Need to Practice: SMS

- Even after vaccination, follow COVID appropriate behavior
- Practice Social Distancing and greet without physical contact
- Always wear clean face mask
- Wash your hands thoroughly and frequently or use hand sanitizer
- Follow the current COVID 19 guidelines to prevent further spread
- Stay Safe. Stay Strong. Get Vaccinated



Even After Getting Vaccinated Keep Taking Precautions to Protect Your Self



GET VACCINATED



WASH YOUR HANDS



WEAR A MASK



KEEP YOUR DISTANCE

The Race Towards Full Vaccination - Weekly Trend

26th March – 1st April, 2022

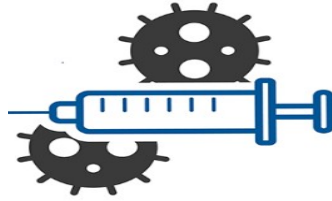
Kerala Administered over

.35 Lakh

COVID Vaccine Doses

in the last 7 days

(26th March – 1st April, 2022)



From 26th March to 1st April, 2022
on average

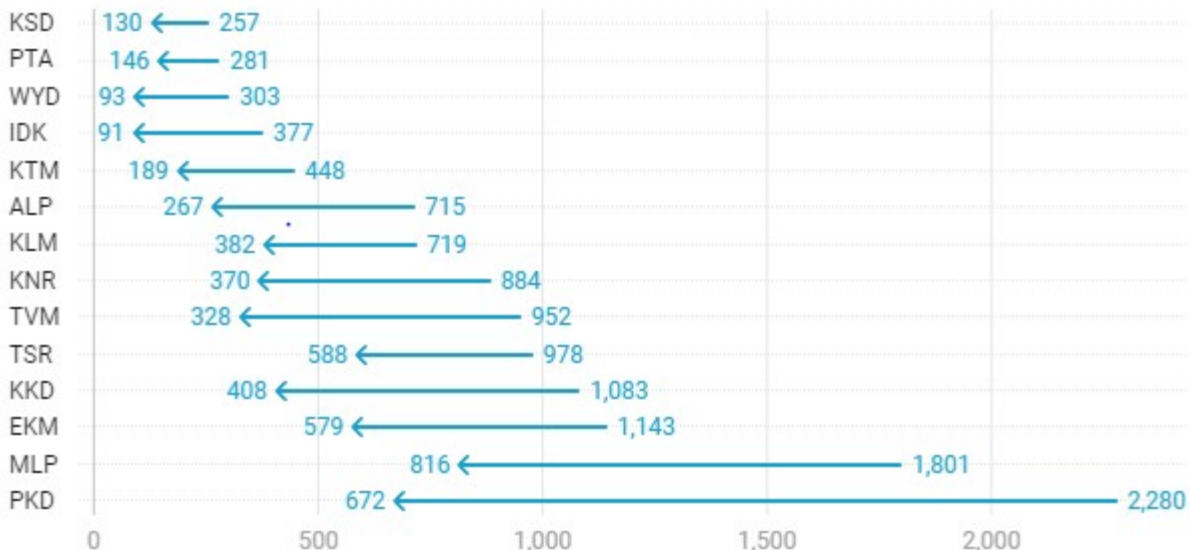
0.06 lakh

 doses were administered daily.

Average Doses Administered Per day per week (in 1000)



Trend in average per day vaccination for the last two weeks

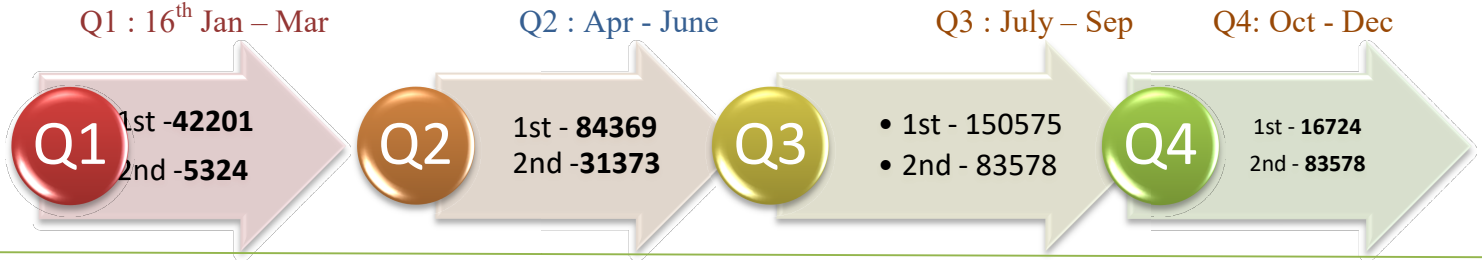


Race Against Time – Vaccination Quarterly Status

(Q1:16th Jan-Mar, Q2: Apr-June, Q3: July-Sep, Q4: Oct - Dec)

Daily Average Doses Administered per Quarter

In the first Quarter, only 42201 first doses and 5324 second doses were administered daily on average. During the second, third and fourth quarters, the daily vaccination of the first and second doses increased significantly.



Vaccination Achievement per Quarter

In the third quarter of the immunization drive, 52% of the eligible population (18 + age) in Kerala were given the first dose and 29% the second dose.

Dose Progression

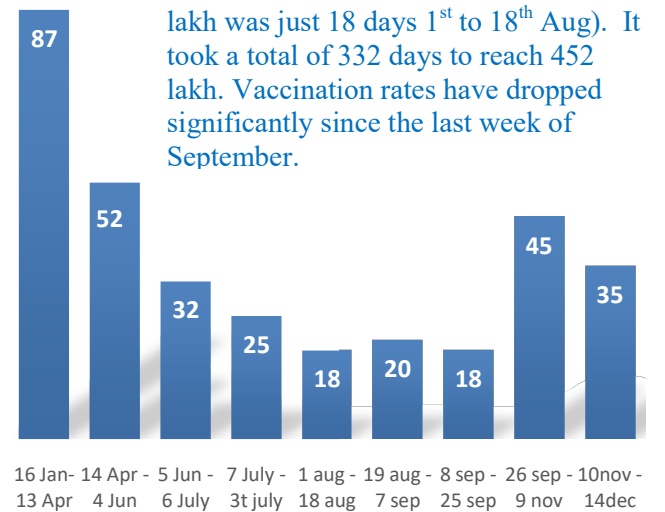
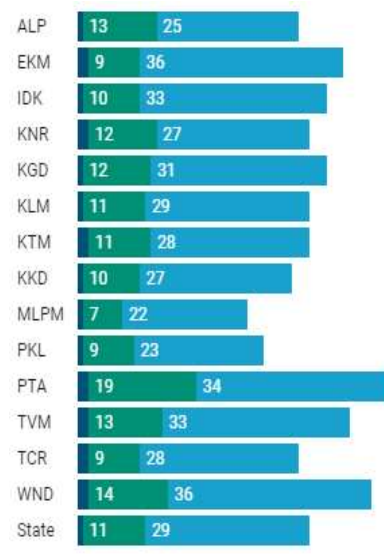
The chart shows the days taken for total COVID-19 Vaccination doses (both first and second) in Kerala to cross every 50 lakh dose mark

■ Q1 ■ Q2 ■ Q3

First Dose



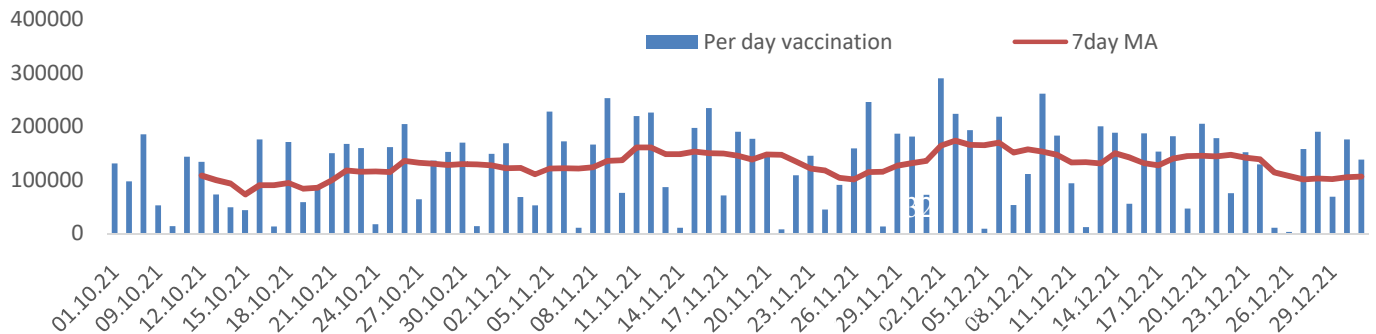
Second Dose



It took 87 days to administer the first 50 lakh doses. The shortest time taken to 50 lakh was just 18 days 1st to 18th Aug). It took a total of 332 days to reach 452 lakh. Vaccination rates have dropped significantly since the last week of September.

Vaccine Administered per Day and 7 days Moving Average in Last Quarter (Oct -Dec)

The seven-day moving average of daily doses in the last quarter showed a peak on December 2nd and continued to fluctuate thereafter



Important Message to the Public

- a. *Infection or infection rate is only a part and disease manifestation of disease is to be monitored*
- b. *Fatality among vaccinated people is very less. Disease severity among vaccinated people is less.*
- c. *People with comorbidity should be careful. Once detected covid positive they should get admitted and do not stay at home.*
- d. *Death among non-vaccinated people, especially people with comorbidity is because of late arrival in hospitals*
- e. *Diabetes and Hypertension together is the most common cause of patient death if they arrive late.*
- f. *Vaccinated people, only if symptomatic are advised to consult Doctor.*
- g. *Non Vaccinated people, if symptomatic, may do RTPCR test*
- h. *Antigen testing is only for emergency purpose*
- i. *Non vaccinated people with co-morbidities to do testing by RTPCR and consult doctor*
- j. *Repeat RTPCR is not needed among the people who are detected COVID positive in the previous 2 months*
- k. *All young person detected positive and at home isolation should do glucose test*

TABLE1.Total Vaccination done in the State as on 06/04/2022 midnight

State Summary (15+ years)-Total doses administered till 07/4/2022 at 12 AM								
District	Target	First Dose	Percent age	Second Dose	Percentage*	Precaution Dose	Percentage	Total doses administered
Alappuzha	1829568	1689323	92%	1557946	85%	106931	46%	3,354,200
Ernakulam	3217878	3220268	100%	2730466	85%	123903	40%	6,074,637
Idukki	950762	935053	98%	779611	82%	27178	30%	1,741,842
Kannur	2100307	2110085	100%	1848194	88%	95637	40%	4,053,916
Kasaragod	1092141	1019950	93%	848251	78%	37541	35%	1,905,742
Kollam	2268371	2165953	95%	1865733	82%	95805	42%	4,127,491
Kottayam	1704500	1623852	95%	1421476	83%	86586	43%	3,131,914
Kozhikode	2746273	2615350	95%	2159640	79%	83742	33%	4,858,732
Malappuram	3386535	3316308	98%	2582640	76%	69668	32%	5,968,616
Palakkad	2349082	2287354	97%	1945994	83%	93179	44%	4,326,527
Pathanamthitta	1118564	1131232	101%	955134	85%	91225	46%	2,177,591
Thiruvananthapuram	2914006	2807046	96%	2417698	83%	146895	42%	5,371,639
Thrissur	2767777	2569383	93%	2355540	85%	134335	51%	5,059,258
Wayanad	716933	727452	101%	626447	87%	30934	33%	1,384,833
Grand Total	29,162,697	28,218,609	96%	24,094,770	82%	1,223,559	41%	53,536,938

TABLE2.Covid-19 Vaccination Center Functional in the State as on 06/04/2022 midnight

DISTRICTS	12+	15+	18+	Total
Alappuzha	0	0	7	7
Ernakulam	0	2	15	17
Idukki	1	1	7	9
Kannur	0	0	4	4
Kasaragod	0	1	38	39
Kollam	0	0	11	11
Kottayam	0	0	8	8
Kozhikode	3	1	48	52
Malappuram	8	8	22	38
Palakkad	1	0	11	12
Pathanamthitta	0	0	9	9
Thiruvananthapuram	0	2	12	14
Thrissur	7	2	99	108
Wayanad	3	2	4	9
GrandTotal	23	19	295	337

TABLE3. Health Care Workers Coverage as on 06/04/2022 midnight

DISTRICT	1st DOSE	2nd Dose	% fully vaccinated	Precaution dose	Precaution dose (%) *
Alappuzha	29022	27211	94%	12428	53%
Ernakulam	85565	75738	89%	29267	44%
Idukki	13554	12995	96%	5361	48%
Kannur	40388	37504	93%	17085	51%
Kasaragod	11610	10806	93%	4493	49%
Kollam	36035	33785	94%	13805	50%
Kottayam	38706	36274	94%	15562	50%
Kozhikode	52734	47917	91%	16588	41%
Malappuram	44832	41963	94%	16110	48%
Palakkad	34674	31993	92%	14574	53%
Pathanamthitta	29336	25059	85%	10770	49%
Thiruvananthapuram	73421	66325	90%	24654	45%
Thrissur	51909	49162	95%	24831	58%
Wayanad	13978	13279	95%	6088	51%
Grand Total	555764	510011	92%	211616	49%

1st Dose coverage for HCW is 100%

*Proportion of beneficiaries who are eligible (completed 9 months after 2nd dose)

TABLE4. Frontline workers Coverage as on 06/04/2022 midnight

DISTRICT	1st dose	2nd Dose	% fully vaccinated	Precaution dose	Precaution dose(%) *
Alappuzha	39127	36728	94%	11898	38%
Ernakulam	54934	50308	92%	16668	40%
Idukki	22993	21320	93%	4796	29%
Kannur	41381	39945	97%	10986	32%
Kasaragod	24615	22456	91%	5758	31%
Kollam	42235	38792	92%	9082	31%
Kottayam	32139	30587	95%	9960	38%
Kozhikode	55272	52530	95%	7900	18%
Malappuram	53913	51237	95%	11421	27%
Palakkad	48096	45505	95%	14321	37%
Pathanamthitta	25249	22510	89%	6160	32%
Thiruvananthapuram	72995	67560	93%	18136	36%
Thrissur	41904	40721	97%	15906	47%
Wayanad	17021	16085	95%	3753	27%
Grand Total	571874	536284	94%	146745	33%

1st Dose coverage for FLW is 100%

*Proportion of beneficiaries who are eligible (completed 9 months after 2nd dose)

TABLE5.Age-Appropriate Group (45-59 Years) Coverage as on 06/04/2022 midnight

Table 5: Age appropriate group (45-59 years) coverage					
45-59 years Coverage as on 07/04/2022 at 12 AM					
District	Target	1st Dose Coverage	Percentage	2nd Dose Coverage	Percentage fully vaccinated
Alappuzha	535436	438744	82%	414304	77%
Ernakulam	809349	783321	97%	700355	87%
Idukki	237564	246906	104%	218556	92%
Kannur	527295	515623	98%	478225	91%
Kasaragod	253027	252107	100%	223414	88%
Kollam	541201	559801	103%	500330	92%
Kottayam	478470	414000	87%	373075	78%
Kozhikode	658949	654451	99%	579098	88%
Malappuram	733338	722578	99%	625125	85%
Palakkad	614226	546998	89%	497224	81%
Pathanamthitta	264372	281687	107%	251044	95%
Thiruvananthapuram	735836	681295	93%	611193	83%
Thrissur	689418	663719	96%	622672	90%
Wayanad	170537	177111	104%	164078	96%
Grand Total	7249018	6,938,341	96%	6,258,693	86%

TABLE6.Age-Appropriate Group (≥60 Years) Coverage as on 06/04/2022midnight

Table 6: Age appropriate group (≥ 60 years) coverage							
≥ 60 years Coverage as on 07/04/2022 at 12 AM							
District	Target	1st Dose Coverage	Percentage	2nd Dose Coverage	Percentage fully vaccinated	Precaution dose	%
Alappuzha	424565	428778	101%	399222	94%	82605	47%
Ernakulam	673885	675997	100%	619027	92%	77968	39%
Idukki	193981	194518	100%	172590	89%	17021	27%
Kannur	438602	444334	101%	411513	94%	67566	40%
Kasaragod	182460	181650	100%	160008	88%	27290	35%
Kollam	497558	499323	100%	453484	91%	72918	43%
Kottayam	418008	419479	100%	382845	92%	61064	43%
Kozhikode	526896	528925	100%	478622	91%	59254	35%
Malappuram	477642	487942	102%	433118	91%	42137	30%
Palakkad	437708	439648	100%	400504	92%	64284	44%
Pathanamthitta	311297	312057	100%	279945	90%	74295	48%
Thiruvananthapuram	630465	632734	100%	569392	90%	104105	43%
Thrissur	581781	587872	101%	556289	96%	93598	51%
Wayanad	128009	128280	100%	114193	89%	21093	32%
Grand Total	5922857	5,961,537	101%	5,430,752	92%	865,198	41%

TABLE 6. Age-Appropriate Group (18-44 Years) Coverage as on 06/04/2022 midnight

18-44 years Coverage as on 07/04/2022 at 12 AM					
District	Target	First Dose		2nd Dose Coverage	Percentage fully vaccinated*
		1st Dose Coverage	Percentage		
Alappuzha	744178	668734	90%	623533	84%
Ernakulam	1470864	1507702	103%	1212850	82%
Idukki	437537	418798	96%	329590	75%
Kannur	947964	963400	102%	815543	86%
Kasaragod	556876	500351	90%	402829	72%
Kollam	1054752	931015	88%	778816	74%
Kottayam	665544	653992	98%	558514	84%
Kozhikode	1313678	1217965	93%	950492	72%
Malappuram	1777378	1826102	103%	1360996	77%
Palakkad	1088327	1084446	100%	897343	82%
Pathanamthitta	460819	442421	96%	349628	76%
Thiruvananthapuram	1309099	1245710	95%	1046497	80%
Thrissur	1274465	1096329	86%	1004876	79%
Wayanad	361152	354078	98%	298930	83%
Grand Total	13462633	12,911,043	96%	10,630,437	79%

*Among those who have taken first dose

TABLE 7. Age-Appropriate Group (15-17 Years) Coverage as on 06/04/2022 midnight

15-17 years Coverage as on 07/04/2022 at 12 AM					
District	Target	1st Dose Coverage	Percentage	2nd Dose Coverage	Percentage fully vaccinated
Alappuzha	80832	75789	94%	56948	70%
Ernakulam	172307	110236	64%	72188	42%
Idukki	51339	35123	68%	24560	48%
Kannur	97722	98636	101%	65464	67%
Kasaragod	60496	48353	80%	28738	48%
Kollam	105234	93952	89%	60526	58%
Kottayam	85400	63463	74%	40181	47%
Kozhikode	143028	105231	74%	50981	36%
Malappuram	241212	176419	73%	70201	29%
Palakkad	132742	112900	85%	73425	55%
Pathanamthitta	48854	38507	79%	26948	55%
Thiruvananthapuram	145238	98102	68%	56731	39%
Thrissur	123540	119827	97%	81820	66%
Wayanad	29245	34195	117%	19882	68%
Grand Total	1,517,189	1,210,733	79%	728,593	47%

Table 8: Age appropriate group (12-14 years) Coverage as on 06/04/2022midnight

12-14 years Coverage as on 07/4/2022 at 12 AM				
District	1st Dose Coverage	Percentage	2nd Dose Coverage	Percentage fully vaccinated
Alappuzha	9129	21%	0	0%
Ernakulam	2513	3%	0	0%
Idukki	3161	11%	0	0%
Kannur	6323	7%	0	0%
Kasaragod	1264	3%	0	0%
Kollam	3592	5%	0	0%
Kottayam	2073	4%	0	0%
Kozhikode	772	1%	0	0%
Malappuram	4522	3%	0	0%
Palakkad	20592	27%	0	0%
Pathanamthitta	1975	6%	0	0%
Thiruvananthapuram	2789	3%	0	0%
Thrissur	7823	8%	0	0%
Wayanad	2789	10%	0	0%
Grand Total	69,317	7%	0	0%

TABLE9.State Summary (18+) as on 06/04/2022 midnight

State Summary (18+) 07-04-2022 at 12 AM							
District	Target	First Dose	Percentage	Second Dose	Percentage*	Precaution Dose	Percentage
Alappuzha	1704179	1604405	94%	1500998	88%	106931	46%
Ernakulam	2954098	3107519	105%	2658278	90%	123903	40%
Idukki	869082	896769	103%	755051	87%	27178	30%
Kannur	1913861	2005126	105%	1782730	93%	95637	40%
Kasaragod	992363	970333	98%	819513	83%	37541	35%
Kollam	2093511	2068409	99%	1805207	86%	95805	42%
Kottayam	1562022	1558316	100%	1381295	88%	86586	43%
Kozhikode	2499523	2509347	100%	2108659	84%	83742	33%
Malappuram	2988358	3135367	105%	2512439	84%	69668	32%
Palakkad	2140261	2153862	101%	1872569	87%	93179	44%
Pathanamthitta	1036488	1090750	105%	928186	90%	91225	46%
Thiruvananthapuram	2675400	2706155	101%	2360967	88%	146895	42%
Thrissur	2545664	2441733	96%	2273720	89%	134335	51%
Wayanad	659698	690468	105%	606565	92%	30934	33%
Grand Total	2,66,34,508	26,938,559	101%	23,366,177	87%	1,223,559	41%

*Revised target population (> 18 years) as per MOHFW is 2.67 crores

*As per letter from Additional Secretary MOHFW- D O No 2317579/2021/Imm dated 15/09/2021

TABLE 10. Achievement for the day 06/04/2022 midnight

Daily achievement 07-04-2022				
District	First Dose	Second Dose	Precaution dose	Total Doses Administered
Alappuzha	18	87	141	246
Ernakulam	18	45	148	211
Idukki	72	55	148	275
Kannur	14	53	148	215
Kasaragod	20	112	145	277
Kollam	22	131	211	364
Kottayam	5	65	88	158
Kozhikode	213	149	168	530
Malappuram	331	293	351	975
Palakkad	59	110	185	354
Pathanamthitta	5	19	34	58
Thiruvananthapuram	22	75	188	285
Thrissur	5	19	71	95
Wayanad	43	10	21	74
Grand Total	847	1223	2047	4117

** Vaccine stock details couldn't be downloaded from e-VIN portal as the portal is down.

TABLE11.COVID Vaccination related sites

support@cowin.gov.in https://www.cowin.gov.in/home https://dashboard.kerala.gov.in/ https://dhs.kerala.gov.in/https://aogyakeralam.gov.in/https://sha.kerala.gov.in/

TABLE10.COVID Vaccination related Helpline numbers

National/State/District	Line1	Line2	Line3
National Helpline	1075	+91 1123978046	0120 4473222
Disha	1056	04712552056	
StateCallCenter	04712309251	04712309252	04712309255
Thiruvananthapuram	9188610100	1077	
Kollam	04742797609	8589015556	
Pathanamthitta	04682222515	04682228220	
Alappuzha	04772239999		
Kottayam	04812565200	04812304800	04812581900
Idukki	18004255640	04862232220	04862233118
Ernakulam	9072303861		
Thrissur	9400066921	9400066922	9400066923
Palakkad	04912505264	04912505189	8943341439
Malappuram	04832733253	04832737858	04832733252
Kozhikode	7594001442		
Wayanad	04936202343	04936202375	9072510900
Kannur	04972700194		
Kasargod	9061076590	9061079244	9061078026