



www.health.kerala.gov.in

**COVID-19 OUTBREAK CONTROL AND PREVENTION STATE CELL
HEALTH & FAMILY WELFARE DEPARTMENT**

www.dbs.kerala.gov.in

controlroomdhskerala@gmail.com

KeralaHEALTH-COVID-19 DAILY VACCINATION BULLETIN

Date: 08/04/2022

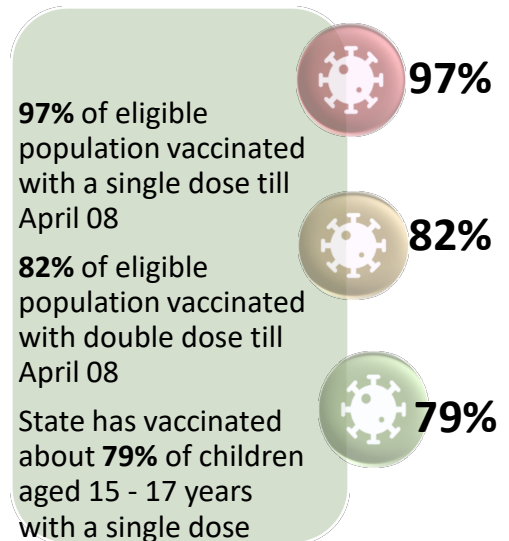
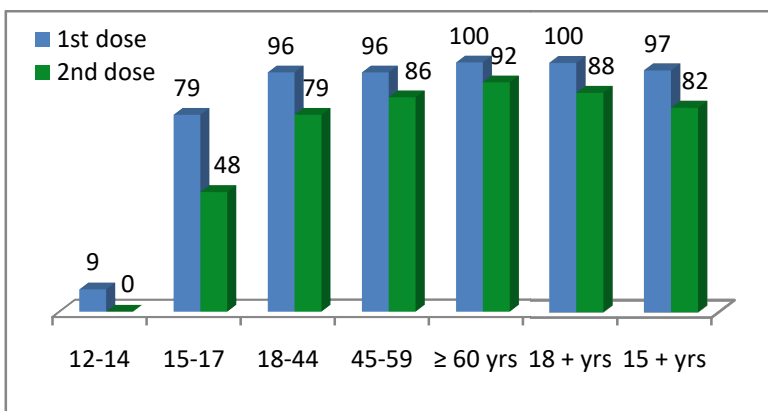
**OUR HEALTH OUR RESPONSIBILITY
VACCINE ADVISORY**

- *People who are vaccinated with Covid Vaccine are reported to have reduced Covid related ICU admissions, serious disease and death.*
- *Early vaccination is useful to safeguard our life from this deadly disease.*
- *Vaccination sessions are planned as per the availability of vaccine. All are requested to cooperate.*
- *After receiving the first dose, second dose of Covishield vaccine is to be taken between 12–16weeks and second dose of Covaxin between 4-6 weeks.*
- *Covid vaccination is currently available to all above 15 years. Children in 15-18 age group will get Covaxin.*
- *Health Staffs, Frontline workers and people above 60 years with co-morbidities will get precaution dose after 9 months or 39 weeks from the second dose. The Same vaccine administered as first and second dose is to be taken as precaution dose. People above 60 years with co-morbidities should take medical advice before receiving precaution dose.*
- *Vaccination is available free of cost in all Government covid vaccination centers, and at a nominal rate (as per the Gol order F.No.2079203/2021/Immunization) in selected private Hospitals.*
- **ENSURE ALL YOUR ELIGIBLE FAMILY MEMBERS ARE PROTECTED BY RECEIVING ANY OF THE AVAILABLE COVID VACCINE.**
- **“BOTH COVAXIN AND COVISHIELD ARE EQUALLY EFFECTIVE AND SAFE”**
- **“BE FULLY PROTECTED – GET THE SECOND DOSE AT YOUR SCHEDULED TIME”**

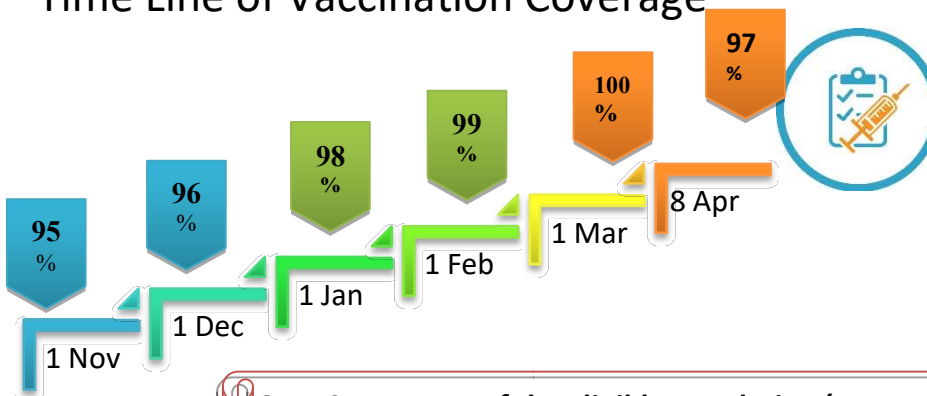
ANALYSIS

COVID-19 mass vaccinations are showing signs of preventing illness and steep decline in cases and hospital admissions in countries which done vaccination. Kerala started its vaccination for health care workers from January 16, 2021. The COVID-19 Vaccines Operational Guidelines issued by the Ministry of Health and Family Welfare, Govt. of India, 28th December 2020 and all subsequent Guidelines issued by Ministry of Health and Family Welfare, Govt of India are followed at the sites and all vaccination lanes

Summary of COVID Vaccine Administered as on 08-04-2022 midnight



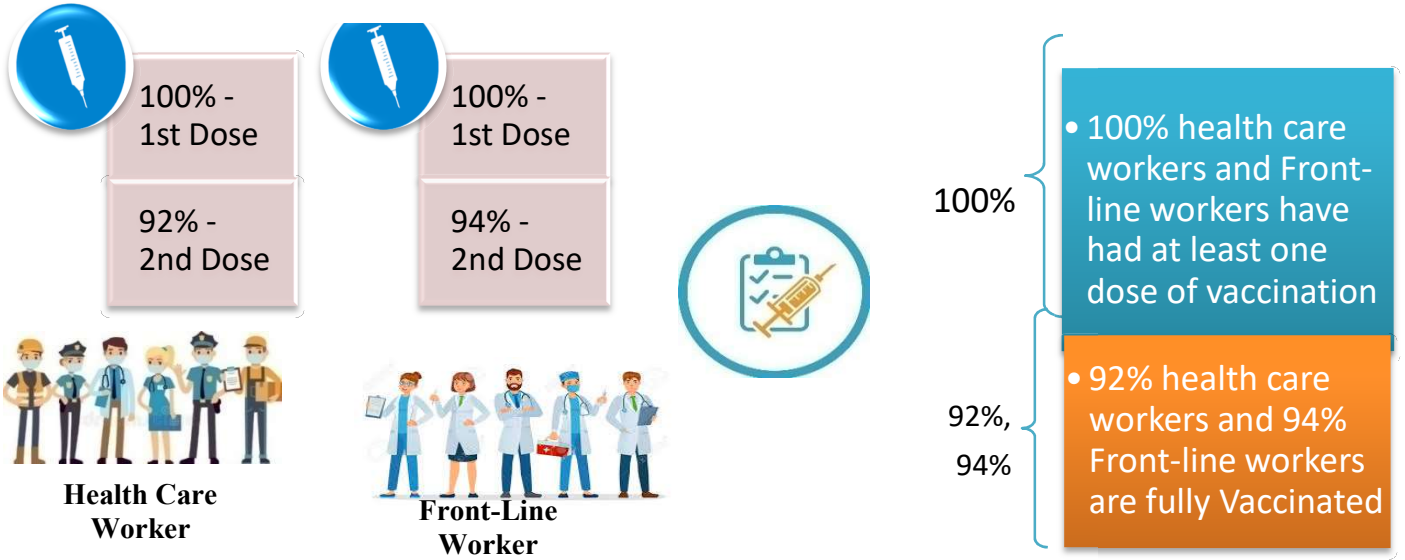
Time Line of Vaccination Coverage



Kerala began administration of COVID 19 Vaccines on 16th January, 2021. As of 8th April 2022, Kerala has administered over 53 million doses overall, including first and second doses of vaccines.


Over 97 per cent of the eligible population (15 + years) in Kerala has been administered the first dose of the Covid-19 vaccine. The state has achieved the target within 456 days since the beginning of the vaccination drive on January 16, 2021

Health Care Workers & Front-line Workers Vaccinated



Are You Vaccinated? You Still Need to Practice: SMS

- Even after vaccination, follow COVID appropriate behavior
- Practice Social Distancing and greet without physical contact
- Always wear clean face mask
- Wash your hands thoroughly and frequently or use hand sanitizer
- Follow the current COVID 19 guidelines to prevent further spread
- Stay Safe. Stay Strong. Get Vaccinated



Even After Getting Vaccinated Keep Taking Precautions to Protect Your Self



GET VACCINATED



WASH YOUR HANDS



WEAR A MASK



KEEP YOUR DISTANCE

The Race Towards Full Vaccination - Weekly Trend

26th March – 1st April, 2022

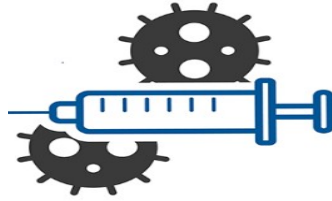
Kerala Administered over

.35 Lakh

COVID Vaccine Doses

in the last 7 days

(26th March – 1st April, 2022)



From 26th March to 1st April, 2022
on average

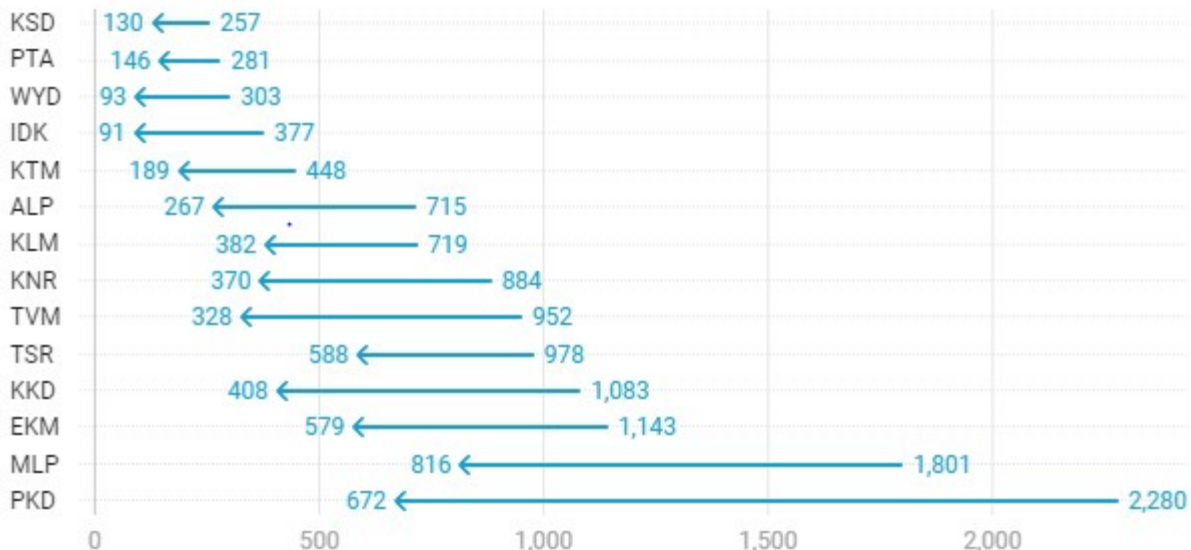
0.06 lakh

 doses were administered daily.

Average Doses Administered Per day per week (in 1000)



Trend in average per day vaccination for the last two weeks



Race Against Time – Vaccination Quarterly Status

(Q1:16th Jan-Mar, Q2: Apr-June, Q3: July-Sep, Q4: Oct - Dec)

Daily Average Doses Administered per Quarter

In the first Quarter, only 42201 first doses and 5324 second doses were administered daily on average. During the second, third and fourth quarters, the daily vaccination of the first and second doses increased significantly.



Vaccination Achievement per Quarter

In the third quarter of the immunization drive, 52% of the eligible population (18 + age) in Kerala were given the first dose and 29% the second dose.

Dose Progression

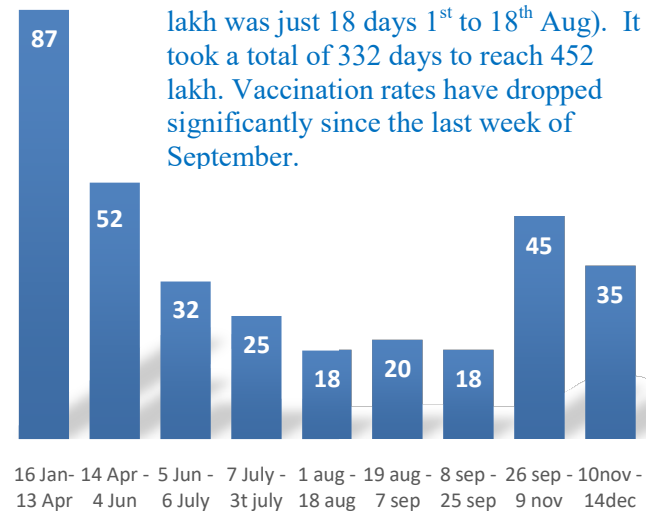
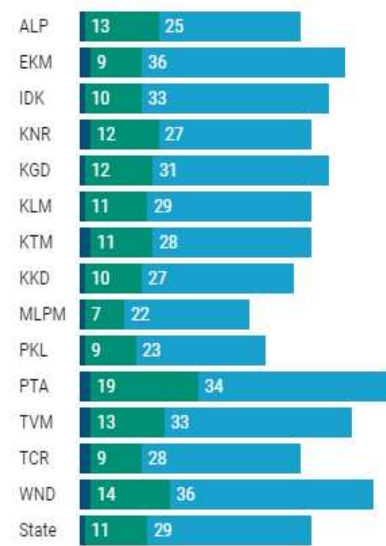
The chart shows the days taken for total COVID-19 Vaccination doses (both first and second) in Kerala to cross every 50 lakh dose mark

■ Q1 ■ Q2 ■ Q3

First Dose



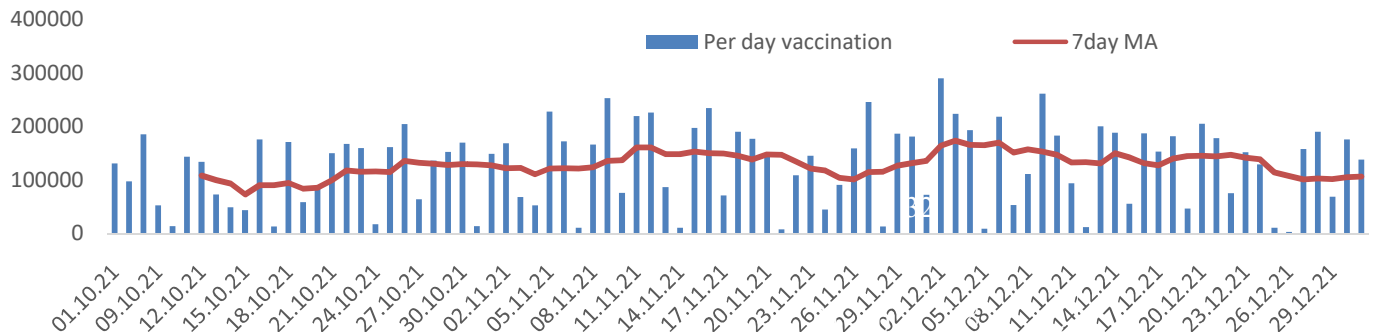
Second Dose



It took 87 days to administer the first 50 lakh doses. The shortest time taken to 50 lakh was just 18 days 1st to 18th Aug). It took a total of 332 days to reach 452 lakh. Vaccination rates have dropped significantly since the last week of September.

Vaccine Administered per Day and 7 days Moving Average in Last Quarter (Oct -Dec)

The seven-day moving average of daily doses in the last quarter showed a peak on December 2nd and continued to fluctuate thereafter



Important Message to the Public

- a. *Infection or infection rate is only a part and disease manifestation of disease is to be monitored*
- b. *Fatality among vaccinated people is very less. Disease severity among vaccinated people is less.*
- c. *People with comorbidity should be careful. Once detected covid positive they should get admitted and do not stay at home.*
- d. *Death among non-vaccinated people, especially people with comorbidity is because of late arrival in hospitals*
- e. *Diabetes and Hypertension together is the most common cause of patient death if they arrive late.*
- f. *Vaccinated people, only if symptomatic are advised to consult Doctor.*
- g. *Non Vaccinated people, if symptomatic, may do RTPCR test*
- h. *Antigen testing is only for emergency purpose*
- i. *Non vaccinated people with co-morbidities to do testing by RTPCR and consult doctor*
- j. *Repeat RTPCR is not needed among the people who are detected COVID positive in the previous 2 months*
- k. *All young person detected positive and at home isolation should do glucose test*

TABLE1.Total Vaccination done in the State as on 08/04/2022 midnight

State Summary (15+ years)-Total doses administered till 09/4/2022 at 12 AM								
District	Target	First Dose	Percent age	Second Dose	Percentage*	Precaution Dose	Percentage	Total doses administered
Alappuzha	1829568	1691450	93%	1558748	85%	110598	47%	3,360,796
Ernakulam	3217878	3221879	100%	2731539	85%	126541	39%	6,079,959
Idukki	950762	936869	99%	780007	82%	27930	30%	1,744,806
Kannur	2100307	2113242	101%	1849453	88%	98903	41%	4,061,598
Kasaragod	1092141	1019955	93%	848284	78%	37575	35%	1,905,814
Kollam	2268371	2167083	96%	1866711	82%	97885	40%	4,131,679
Kottayam	1704500	1625653	95%	1422299	84%	88642	44%	3,136,594
Kozhikode	2746273	2615843	95%	2160967	79%	85780	33%	4,862,590
Malappuram	3386535	3317434	98%	2584073	76%	71201	33%	5,972,708
Palakkad	2349082	2289531	97%	1947797	83%	95819	45%	4,333,147
Pathanamthitta	1118564	1133236	101%	955824	85%	94001	47%	2,183,061
Thiruvananthapuram	2914006	2807601	96%	2419389	83%	147969	40%	5,374,959
Thrissur	2767777	2571264	93%	2355723	85%	134814	49%	5,061,801
Wayanad	716933	728524	102%	626852	87%	31432	34%	1,386,808
Grand Total	29,162,697	28,239,564	97%	24,107,666	82%	1,249,090	41%	53,596,320

TABLE2.Covid-19 Vaccination Center Functional in the State as on 08/04/2022 midnight

DISTRICTS	12+	15+	18+	Total
Alappuzha	84	0	3	87
Ernakulam	16	4	31	51
Idukki	15	4	18	37
Kannur	12	6	23	41
Kasaragod	0	0	0	0
Kollam	10	18	20	48
Kottayam	12	5	39	56
Kozhikode	1	4	62	67
Malappuram	18	19	58	95
Palakkad	19	9	27	55
Pathanamthitta	13	10	16	39
Thiruvananthapuram	0	5	13	18
Thrissur	32	4	22	58
Wayanad	12	14	8	34
GrandTotal	244	102	340	686

TABLE3. Health Care Workers Coverage as on 08/04/2022 midnight

DISTRICT	1st DOSE	2nd Dose	% fully vaccinated	Precaution dose	Precaution dose (%) *
Alappuzha	29022	27212	94%	12479	53%
Ernakulam	85565	75740	89%	29370	44%
Idukki	13554	12996	96%	5369	48%
Kannur	40388	37506	93%	17173	52%
Kasaragod	11610	10806	93%	4494	49%
Kollam	36036	33786	94%	13909	49%
Kottayam	38706	36277	94%	15664	50%
Kozhikode	52734	47917	91%	16662	41%
Malappuram	44832	41967	94%	16213	48%
Palakkad	34674	31995	92%	14656	53%
Pathanamthitta	29336	25060	85%	10798	49%
Thiruvananthapuram	73421	66328	90%	24765	45%
Thrissur	51909	49162	95%	24871	58%
Wayanad	13978	13281	95%	6105	51%
Grand Total	555765	510033	92%	212528	49%

1st Dose coverage for HCW is 100%

*Proportion of beneficiaries who are eligible (completed 9 months after 2nd dose)

TABLE4. Frontline workers Coverage as on 08/04/2022 midnight

DISTRICT	1st dose	2nd Dose	% fully vaccinated	Precaution dose	Precaution dose(%) *
Alappuzha	39127	36729	94%	11946	38%
Ernakulam	54934	50311	92%	16705	40%
Idukki	22993	21321	93%	4821	29%
Kannur	41381	39945	97%	11044	32%
Kasaragod	24615	22456	91%	5759	31%
Kollam	42235	38792	92%	9113	30%
Kottayam	32139	30587	95%	10009	38%
Kozhikode	55272	52530	95%	7958	18%
Malappuram	53913	51237	95%	11456	27%
Palakkad	48096	45506	95%	14371	37%
Pathanamthitta	25249	22511	89%	6185	33%
Thiruvananthapuram	72995	67562	93%	18202	36%
Thrissur	41904	40721	97%	15920	46%
Wayanad	17021	16085	95%	3764	27%
Grand Total	571874	536293	94%	147253	33%

1st Dose coverage for FLW is 100%

*Proportion of beneficiaries who are eligible (completed 9 months after 2nd dose)

TABLE5.Age-Appropriate Group (45-59 Years) Coverage as on 08/04/2022 midnight

Table 5: Age appropriate group (45-59 years) coverage					
45-59 years Coverage as on 09/04/2022 at 12 AM					
District	Target	1st Dose Coverage	Percentage	2nd Dose Coverage	Percentage fully vaccinated
Alappuzha	535436	438751	82%	414455	77%
Ernakulam	809349	783343	97%	700472	87%
Idukki	237564	246908	104%	218606	92%
Kannur	527295	515632	98%	478361	91%
Kasaragod	253027	252108	100%	223415	88%
Kollam	541201	559806	103%	500411	92%
Kottayam	478470	414008	87%	373188	78%
Kozhikode	658949	654464	99%	579234	88%
Malappuram	733338	722593	99%	625260	85%
Palakkad	614226	547005	89%	497383	81%
Pathanamthitta	264372	281691	107%	251096	95%
Thiruvananthapuram	735836	681320	93%	611235	83%
Thrissur	689418	663724	96%	622692	90%
Wayanad	170537	177113	104%	164096	96%
Grand Total	7249018	6,938,466	96%	6,259,904	86%

TABLE6.Age-Appropriate Group (≥60 Years) Coverage as on 08/04/2022midnight

Table 6: Age appropriate group (≥ 60 years) coverage							
≥ 60 years Coverage as on 09/04/2022 at 12 AM							
District	Target	1st Dose Coverage	Percentage	2nd Dose Coverage	Percentage fully vaccinated	Precaution dose	%
Alappuzha	424565	428793	101%	399345	94%	86173	48%
Ernakulam	673885	676011	100%	619095	92%	80466	38%
Idukki	193981	194520	100%	172628	89%	17740	28%
Kannur	438602	444345	101%	411586	94%	70686	41%
Kasaragod	182460	181650	100%	160009	88%	27322	35%
Kollam	497558	499325	100%	453569	91%	74863	40%
Kottayam	418008	419495	100%	382932	92%	62969	44%
Kozhikode	526896	528936	100%	478708	91%	61160	34%
Malappuram	477642	487950	102%	433161	91%	43532	31%
Palakkad	437708	439654	100%	400585	92%	66792	45%
Pathanamthitta	311297	312062	100%	279998	90%	77018	49%
Thiruvananthapuram	630465	632742	100%	569418	90%	105002	40%
Thrissur	581781	587873	101%	556302	96%	94023	48%
Wayanad	128009	128280	100%	114212	89%	21563	32%
Grand Total	5922857	5,961,636	101%	5,431,548	92%	889,309	41%

TABLE 6. Age-Appropriate Group (18-44 Years) Coverage as on 08/04/2022 midnight

18-44 years Coverage as on 09/04/2022 at 12 AM					
District	Target	First Dose		2nd Dose Coverage	Percentage fully vaccinated*
		1st Dose Coverage	Percentage		
Alappuzha	744178	668784	90%	624016	84%
Ernakulam	1470864	1507787	103%	1213448	82%
Idukki	437537	418821	96%	329829	75%
Kannur	947964	963502	102%	816411	86%
Kasaragod	556876	500354	90%	402851	72%
Kollam	1054752	931067	88%	779290	74%
Kottayam	665544	654057	98%	558934	84%
Kozhikode	1313678	1218120	93%	951345	72%
Malappuram	1777378	1826226	103%	1361943	77%
Palakkad	1088327	1084528	100%	898314	83%
Pathanamthitta	460819	442462	96%	350007	76%
Thiruvananthapuram	1309099	1245852	95%	1046873	80%
Thrissur	1274465	1096351	86%	1004976	79%
Wayanad	361152	354103	98%	299121	83%
Grand Total	13462633	12,912,014	96%	10,637,358	79%

*Among those who have taken first dose

TABLE 7. Age-Appropriate Group (15-17 Years) Coverage as on 08/04/2022 midnight

15-17 years Coverage as on 09/04/2022 at 12 AM					
District	Target	1st Dose Coverage	Percentage	2nd Dose Coverage	Percentage fully vaccinated
Alappuzha	80832	75812	94%	56991	71%
Ernakulam	172307	110278	64%	72473	42%
Idukki	51339	35158	68%	24627	48%
Kannur	97722	98684	101%	65644	67%
Kasaragod	60496	48354	80%	28747	48%
Kollam	105234	94041	89%	60863	58%
Kottayam	85400	63510	74%	40381	47%
Kozhikode	143028	105318	74%	51233	36%
Malappuram	241212	176478	73%	70505	29%
Palakkad	132742	113079	85%	74014	56%
Pathanamthitta	48854	38563	79%	27152	56%
Thiruvananthapuram	145238	98482	68%	57973	40%
Thrissur	123540	119838	97%	81870	66%
Wayanad	29245	34272	117%	20057	69%
Grand Total	1,517,189	1,211,867	79%	732,530	48%

Table 8: Age appropriate group (12-14 years) Coverage as on 08/04/2022midnight

12-14 years Coverage as on 09/4/2022 at 12 AM				
District	1st Dose Coverage	Percentage	2nd Dose Coverage	Percentage fully vaccinated
Alappuzha	11161	26%	0	0%
Ernakulam	3961	4%	0	0%
Idukki	4915	17%	0	0%
Kannur	9310	10%	0	0%
Kasaragod	1264	3%	0	0%
Kollam	4573	7%	0	0%
Kottayam	3738	7%	0	0%
Kozhikode	999	1%	0	0%
Malappuram	5442	3%	0	0%
Palakkad	22495	30%	0	0%
Pathanamthitta	3873	12%	0	0%
Thiruvananthapuram	2789	3%	0	0%
Thrissur	9665	10%	0	0%
Wayanad	3757	13%	0	0%
Grand Total	87,942	9%	0	0%

TABLE9.State Summary (18+) as on 08/04/2022 midnight

State Summary (18+) 09-04-2022 at 12 AM							
District	Target	First Dose	Percentage	Second Dose	Percentage*	Precaution Dose	Percentage
Alappuzha	1704179	1604477	94%	1501757	88%	110598	47%
Ernakulam	2954098	3107640	105%	2659066	90%	126541	39%
Idukki	869082	896796	103%	755380	87%	27930	30%
Kannur	1913861	2005248	105%	1783809	93%	98903	41%
Kasaragod	992363	970337	98%	819537	83%	37575	35%
Kollam	2093511	2068469	99%	1805848	86%	97885	40%
Kottayam	1562022	1558405	100%	1381918	88%	88642	44%
Kozhikode	2499523	2509526	100%	2109734	84%	85780	33%
Malappuram	2988358	3135514	105%	2513568	84%	71201	33%
Palakkad	2140261	2153957	101%	1873783	88%	95819	45%
Pathanamthitta	1036488	1090800	105%	928672	90%	94001	47%
Thiruvananthapuram	2675400	2706330	101%	2361416	88%	147969	40%
Thrissur	2545664	2441761	96%	2273853	89%	134814	49%
Wayanad	659698	690495	105%	606795	92%	31432	34%
Grand Total	2,66,34,508	26,939,755	101%	23,375,136	88%	1,249,090	41%

*Revised target population (> 18 years) as per MOHFW is 2.67 crores

*As per letter from Additional Secretary MOHFW- D O No 2317579/2021/Imm dated 15/09/2021

TABLE 10. Achievement for the day 08/04/2022 midnight

Daily achievement 09-04-2022				
District	First Dose	Second Dose	Precaution dose	Total Doses Administered
Alappuzha	1978	94	224	2296
Ernakulam	1030	584	1829	3443
Idukki	1015	202	409	1626
Kannur	1654	592	1366	3612
Kasaragod	0	7	19	26
Kollam	529	649	1389	2567
Kottayam	579	383	889	1851
Kozhikode	174	720	1187	2081
Malappuram	614	707	714	2035
Palakkad	1327	1006	1482	3815
Pathanamthitta	943	300	1084	2327
Thiruvananthapuram	96	125	526	747
Thrissur	1607	141	368	2116
Wayanad	612	309	327	1248
Grand Total	12158	5819	11813	29790

** Vaccine stock details couldn't be downloaded from e-VIN portal as the portal is down.

TABLE11.COVID Vaccination related sites

support@cowin.gov.in https://www.cowin.gov.in/home https://dashboard.kerala.gov.in/ https://dhs.kerala.gov.in/https://aogyakeralam.gov.in/https://sha.kerala.gov.in/

TABLE10.COVID Vaccination related Helpline numbers

National/State/District	Line1	Line2	Line3
National Helpline	1075	+91 1123978046	0120 4473222
Disha	1056	04712552056	
StateCallCenter	04712309251	04712309252	04712309255
Thiruvananthapuram	9188610100	1077	
Kollam	04742797609	8589015556	
Pathanamthitta	04682222515	04682228220	
Alappuzha	04772239999		
Kottayam	04812565200	04812304800	04812581900
Idukki	18004255640	04862232220	04862233118
Ernakulam	9072303861		
Thrissur	9400066921	9400066922	9400066923
Palakkad	04912505264	04912505189	8943341439
Malappuram	04832733253	04832737858	04832733252
Kozhikode	7594001442		
Wayanad	04936202343	04936202375	9072510900
Kannur	04972700194		
Kasargod	9061076590	9061079244	9061078026