



www.health.kerala.gov.in

**COVID-19 OUTBREAK CONTROL AND PREVENTION STATE CELL
HEALTH & FAMILY WELFARE DEPARTMENT**

www.dhs.kerala.gov.in

controlroomdhskerala@gmail.com

KeralaHEALTH-COVID-19 DAILY VACCINATION BULLETIN

Date: 10/04/2022

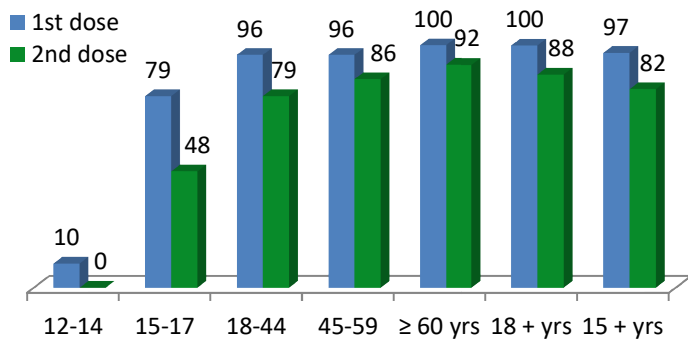
**OUR HEALTH OUR RESPONSIBILITY
VACCINE ADVISORY**

- *People who are vaccinated with Covid Vaccine are reported to have reduced Covid related ICU admissions, serious disease and death.*
- *Early vaccination is useful to safeguard our life from this deadly disease.*
- *Vaccination sessions are planned as per the availability of vaccine. All are requested to cooperate.*
- *After receiving the first dose, second dose of Covishield vaccine is to be taken between 12–16weeks and second dose of Covaxin between 4-6 weeks.*
- *Covid vaccination is currently available to all above 15 years. Children in 15-18 age group will get Covaxin.*
- *Health Staffs, Frontline workers and people above 60 years with co-morbidities will get precaution dose after 9 months or 39 weeks from the second dose. The Same vaccine administered as first and second dose is to be taken as precaution dose. People above 60 years with co-morbidities should take medical advice before receiving precaution dose.*
- *Vaccination is available free of cost in all Government covid vaccination centers, and at a nominal rate (as per the Gol order F.No.2079203/2021/Immunization) in selected private Hospitals.*
- ***ENSURE ALL YOUR ELIGIBLE FAMILY MEMBERS ARE PROTECTED BY RECEIVING ANY OF THE AVAILABLE COVID VACCINE.***
- ***“BOTH COVAXIN AND COVISHIELD ARE EQUALLY EFFECTIVE AND SAFE”***
- ***“BE FULLY PROTECTED – GET THE SECOND DOSE AT YOUR SCHEDULED TIME”***

ANALYSIS

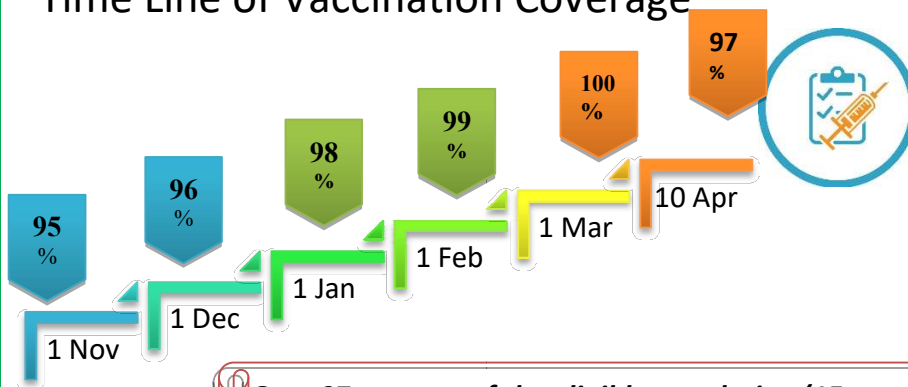
COVID-19 mass vaccinations are showing signs of preventing illness and steep decline in cases and hospital admissions in countries which done vaccination. Kerala started its vaccination for health care workers from January 16, 2021. The COVID-19 Vaccines Operational Guidelines issued by the Ministry of Health and Family Welfare, Govt. of India, 28th December 2020 and all subsequent Guidelines issued by Ministry of Health and Family Welfare, Govt of India are followed at the sites and all vaccination lanes

Summary of COVID Vaccine Administered as on 10-04-2022 midnight



- 97%** of eligible population vaccinated with a single dose till April 10
- 82%** of eligible population vaccinated with double dose till April 10
- State has vaccinated about **79%** of children aged 15 - 17 years with a single dose

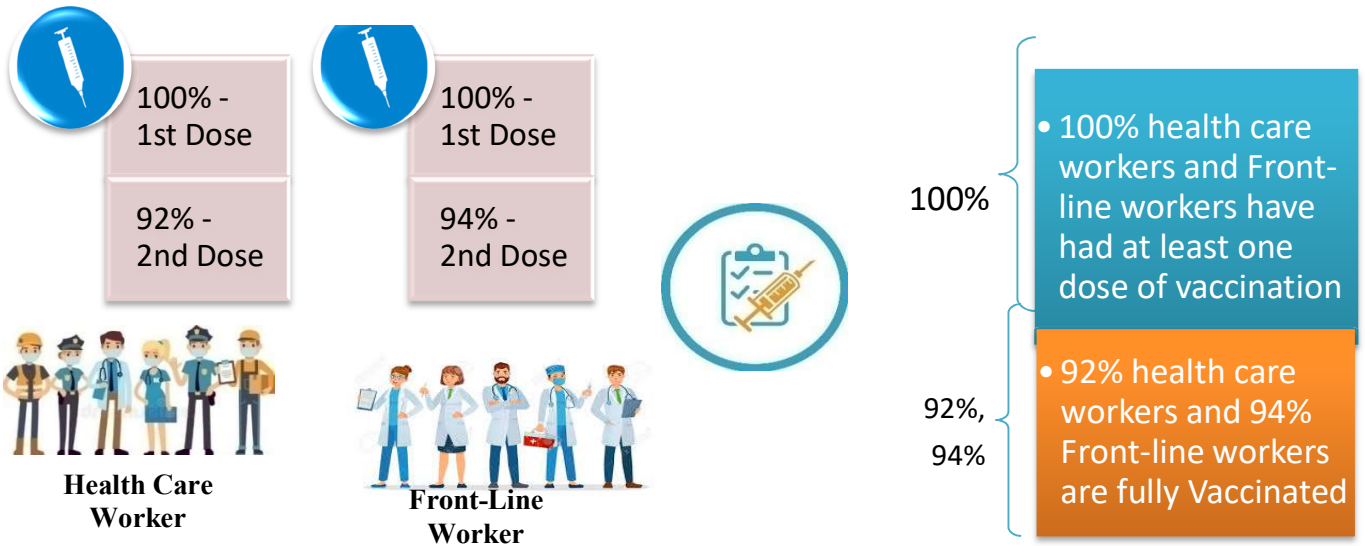
Time Line of Vaccination Coverage



Kerala began administration of COVID 19 Vaccines on 16th January, 2021. As of 10th April 2022, Kerala has administered over 53 million doses overall, including first and second doses of vaccines.


Over 97 per cent of the eligible population (15 + years) in Kerala has been administered the first dose of the Covid-19 vaccine. The state has achieved the target within 458 days since the beginning of the vaccination drive on January 16, 2021

Health Care Workers & Front-line Workers Vaccinated



Are You Vaccinated? You Still Need to Practice: SMS

- Even after vaccination, follow COVID appropriate behavior
- Practice Social Distancing and greet without physical contact
- Always wear clean face mask
- Wash your hands thoroughly and frequently or use hand sanitizer
- Follow the current COVID 19 guidelines to prevent further spread
- Stay Safe. Stay Strong. Get Vaccinated



Even After Getting Vaccinated Keep Taking Precautions to Protect Your Self



The Race Towards Full Vaccination - Weekly Trend

2nd – 8th April 2022

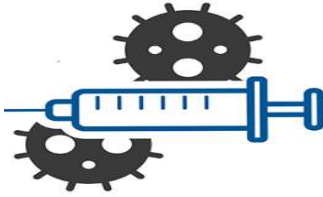
Kerala Administered over

0.75 Lakh

COVID Vaccine Doses

in the last 7 days

(2nd – 8th April, 2022)



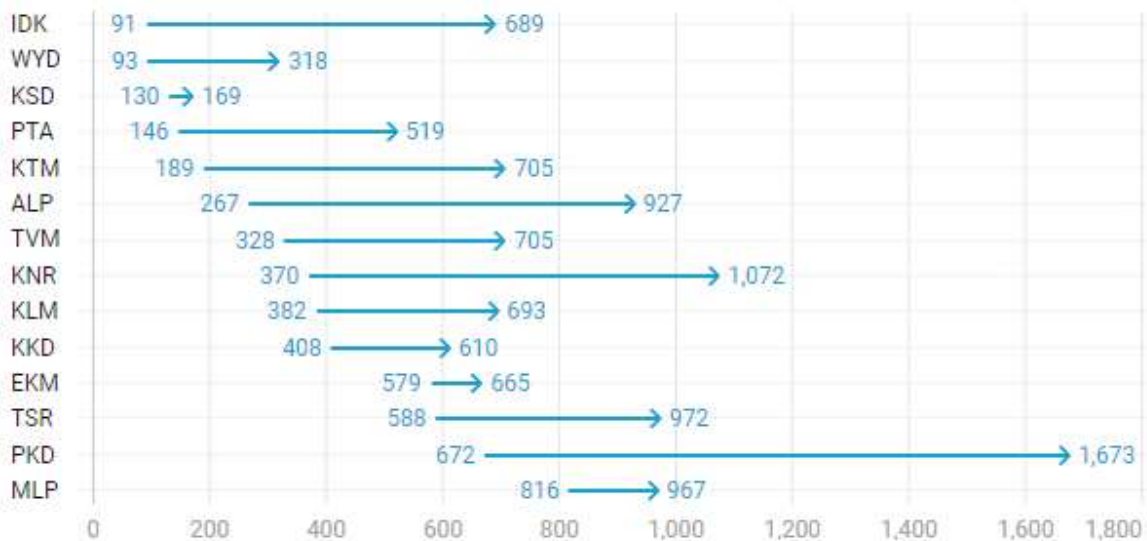
From 2nd - 8th April, 2022 on average

0.11 lakh doses were administered daily.

Average Doses Administered Per day per week (in 1000)



Trend in average per day vaccination for the last two weeks

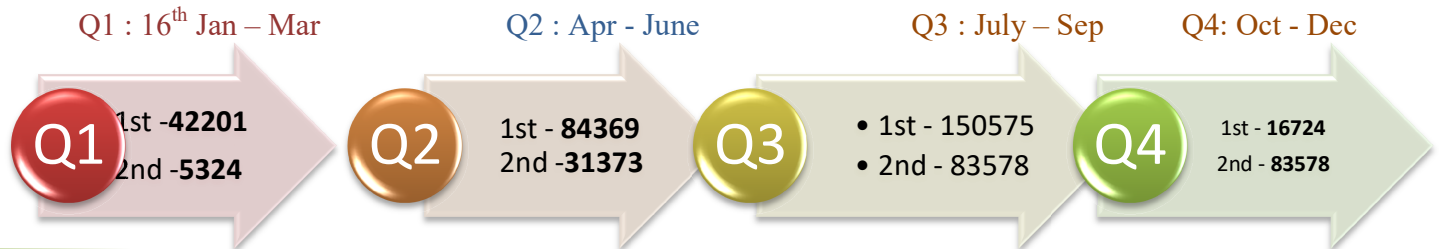


Race Against Time – Vaccination Quarterly Status

(Q1:16th Jan-Mar, Q2: Apr-June, Q3: July-Sep, Q4: Oct - Dec)

Daily Average Doses Administered per Quarter

In the first Quarter, only 42201 first doses and 5324 second doses were administered daily on average. During the second, third and fourth quarters, the daily vaccination of the first and second doses increased significantly.



Vaccination Achievement per Quarter

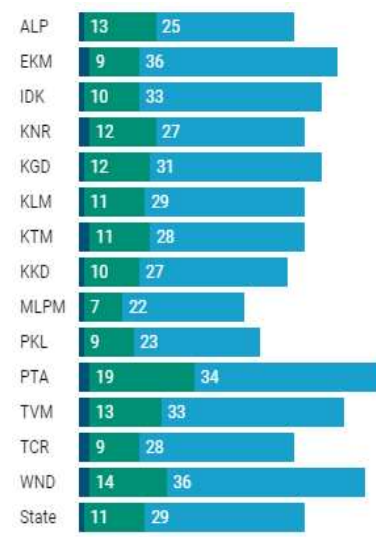
In the third quarter of the immunization drive, 52% of the eligible population (18 + age) in Kerala were given the first dose and 29% the second dose.

■ Q1 ■ Q2 ■ Q3

First Dose

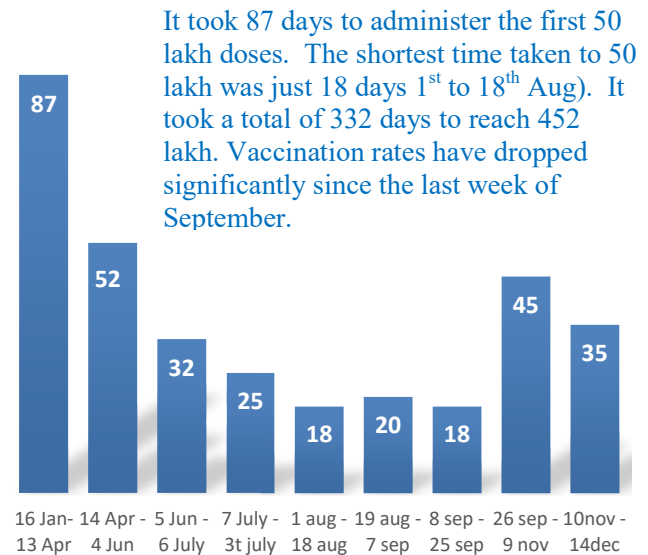


Second Dose



Dose Progression

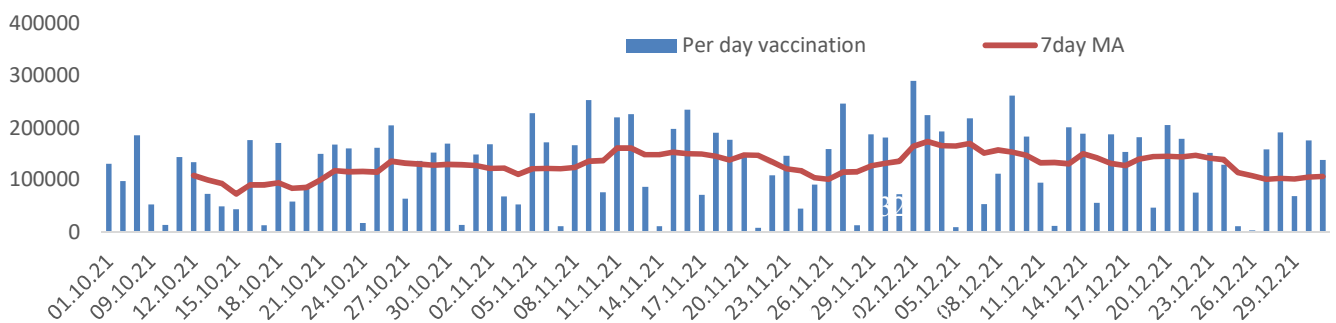
The chart shows the days taken for total COVID-19 Vaccination doses (both first and second) in Kerala to cross every 50 lakh dose mark



It took 87 days to administer the first 50 lakh doses. The shortest time taken to 50 lakh was just 18 days 1st to 18th Aug). It took a total of 332 days to reach 452 lakh. Vaccination rates have dropped significantly since the last week of September.

Vaccine Administered per Day and 7 days Moving Average in Last Quarter (Oct -Dec)

The seven-day moving average of daily doses in the last quarter showed a peak on December 2nd and continued to fluctuate thereafter



Important Message to the Public

- a. *Infection or infection rate is only a part and disease manifestation of disease is to be monitored*
- b. *Fatality among vaccinated people is very less. Disease severity among vaccinated people is less.*
- c. *People with comorbidity should be careful. Once detected covid positive they should get admitted and do not stay at home.*
- d. *Death among non-vaccinated people, especially people with comorbidity is because of late arrival in hospitals*
- e. *Diabetes and Hypertension together is the most common cause of patient death if they arrive late.*
- f. *Vaccinated people, only if symptomatic are advised to consult Doctor.*
- g. *Non Vaccinated people, if symptomatic, may do RTPCR test*
- h. *Antigen testing is only for emergency purpose*
- i. *Non vaccinated people with co-morbidities to do testing by RTPCR and consult doctor*
- j. *Repeat RTPCR is not needed among the people who are detected COVID positive in the previous 2 months*
- k. *All young person detected positive and at home isolation should do glucose test*

TABLE1.Total Vaccination done in the State as on 10/04/2022 midnight

State Summary (15+ years)-Total doses administered till 11/4/2022 at 12 AM								
District	Target	First Dose	Percent age	Second Dose	Percentage*	Precaution Dose	Percentage	Total doses administered
Alappuzha	1829568	1691752	93%	1559550	85%	111064	37%	33,62,366
Ernakulam	3217878	3221917	100%	2731871	85%	126935	30%	60,80,723
Idukki	950762	936976	99%	780065	82%	27990	24%	17,45,031
Kannur	2100307	2113349	101%	1849532	88%	99019	30%	40,61,900
Kasaragod	1092141	1020368	93%	848454	78%	37647	24%	19,06,469
Kollam	2268371	2168715	96%	1866886	82%	98102	28%	41,33,703
Kottayam	1704500	1625952	95%	1422676	84%	89451	36%	31,38,079
Kozhikode	2746273	2616363	95%	2161992	79%	86563	24%	48,64,918
Malappuram	3386535	3317738	98%	2584347	76%	71349	24%	59,73,434
Palakkad	2349082	2289821	98%	1947859	83%	96019	35%	43,33,699
Pathanamthitta	1118564	1133867	101%	955988	85%	94421	37%	21,84,276
Thiruvananthapuram	2914006	2811340	96%	2419598	83%	148345	29%	53,79,283
Thrissur	2767777	2576241	93%	2355900	85%	135161	37%	50,67,302
Wayanad	716933	728595	102%	626852	87%	31435	24%	13,86,882
Grand Total	29,162,697	2,82,52,994	97%	2,41,11,570	82%	12,53,812	30%	5,36,18,376

TABLE2.Covid-19 Vaccination Center Functional in the State as on 10/04/2022 midnight

DISTRICTS	12+	15+	18+	Total
Alappuzha	0	0	3	3
Ernakulam	0	1	11	12
Idukki	0	0	1	1
Kannur	0	0	3	3
Kasaragod	0	0	0	0
Kollam	0	0	4	4
Kottayam	0	0	1	1
Kozhikode	0	0	4	4
Malappuram	0	0	1	1
Palakkad	0	0	2	2
Pathanamthitta	0	0	2	2
Thiruvananthapuram	0	3	8	11
Thrissur	0	1	8	9
Wayanad	0	1	0	1
GrandTotal	0	6	48	54

TABLE3. Health Care Workers Coverage as on 10/04/2022 midnight

<i>DISTRICT</i>	<i>1st DOSE</i>	<i>2nd Dose</i>	<i>% fully vaccinated</i>	<i>Precaution dose</i>	<i>Precaution dose (%) *</i>
Alappuzha	29022	27212	94%	12489	53%
Ernakulam	85565	75741	89%	29397	44%
Idukki	13554	12997	96%	5372	48%
Kannur	40388	37506	93%	17189	51%
Kasaragod	11610	10806	93%	4495	48%
Kollam	36036	33786	94%	13923	49%
Kottayam	38706	36277	94%	15704	50%
Kozhikode	52734	47918	91%	16707	41%
Malappuram	44832	41967	94%	16224	48%
Palakkad	34674	31995	92%	14663	53%
Pathanamthitta	29336	25060	85%	10803	49%
Thiruvananthapuram	73422	66330	90%	24830	45%
Thrissur	51909	49162	95%	24893	58%
Wayanad	13978	13281	95%	6107	51%
Grand Total	555766	510038	92%	212796	49%

1st Dose coverage for HCW is 100%

*Proportion of beneficiaries who are eligible (completed 9 months after 2nd dose)

TABLE4. Frontline workers Coverage as on 10/04/2022 midnight

<i>DISTRICT</i>	<i>1st dose</i>	<i>2nd Dose</i>	<i>% fully vaccinated</i>	<i>Precaution dose</i>	<i>Precaution dose(%) *</i>
Alappuzha	39127	36729	94%	11966	38%
Ernakulam	54934	50311	92%	16716	40%
Idukki	22993	21321	93%	4822	29%
Kannur	41381	39945	97%	11048	32%
Kasaragod	24615	22456	91%	5762	30%
Kollam	42235	38792	92%	9122	30%
Kottayam	32139	30589	95%	10032	38%
Kozhikode	55272	52530	95%	7994	18%
Malappuram	53913	51237	95%	11470	27%
Palakkad	48096	45506	95%	14382	37%
Pathanamthitta	25249	22511	89%	6190	32%
Thiruvananthapuram	72995	67563	93%	18217	35%
Thrissur	41904	40721	97%	15932	46%
Wayanad	17021	16085	95%	3764	27%
Grand Total	571874	536296	94%	147417	33%

1st Dose coverage for FLW is 100%

*Proportion of beneficiaries who are eligible (completed 9 months after 2nd dose)

TABLE5.Age-Appropriate Group (45-59 Years) Coverage as on 10/04/2022 midnight

Table 5: Age appropriate group (45-59 years) coverage					
45-59 years Coverage as on			11/04/2022	at 12 AM	
District	Target	1st Dose Coverage	Percentage	2nd Dose Coverage	Percentage fully vaccinated
Alappuzha	535436	438752	82%	414467	77%
Ernakulam	809349	783343	97%	700550	87%
Idukki	237564	246909	104%	218622	92%
Kannur	527295	515634	98%	478380	91%
Kasaragod	253027	252110	100%	223419	88%
Kollam	541201	559810	103%	500435	92%
Kottayam	478470	414012	87%	373247	78%
Kozhikode	658949	654478	99%	579300	88%
Malappuram	733338	722596	99%	625282	85%
Palakkad	614226	547008	89%	497403	81%
Pathanamthitta	264372	281692	107%	251110	95%
Thiruvananthapuram	735836	681322	93%	611333	83%
Thrissur	689418	663724	96%	622743	90%
Wayanad	170537	177113	104%	164096	96%
Grand Total	7249018	69,38,503	96%	62,60,387	86%

TABLE6.Age-Appropriate Group (≥60 Years) Coverage as on 10/04/2022midnight

Table 6: Age appropriate group (≥ 60 years) coverage							
≥ 60 years Coverage as on			11/04/2022	at 12 AM			
District	Target	1st Dose Coverage	Percentage	2nd Dose Coverage	Percentage fully vaccinated	Precaution dose	%
Alappuzha	424565	428794	101%	399357	94%	86609	47%
Ernakulam	673885	676013	100%	619115	92%	80822	37%
Idukki	193981	194520	100%	172630	89%	17796	28%
Kannur	438602	444347	101%	411592	94%	70782	40%
Kasaragod	182460	181653	100%	160012	88%	27390	34%
Kollam	497558	499325	100%	453580	91%	75057	39%
Kottayam	418008	419501	100%	382961	92%	63715	43%
Kozhikode	526896	528940	100%	478733	91%	61862	33%
Malappuram	477642	487960	102%	433167	91%	43655	31%
Palakkad	437708	439654	100%	400590	92%	66974	44%
Pathanamthitta	311297	312063	100%	280006	90%	77428	48%
Thiruvananthapuram	630465	632745	100%	569433	90%	105298	39%
Thrissur	581781	587877	101%	556312	96%	94336	45%
Wayanad	128009	128280	100%	114212	89%	21564	32%
Grand Total	5922857	59,61,672	101%	54,31,700	92%	8,93,288	40%

TABLE 6. Age-Appropriate Group (18-44Years) Coverage as on 10/04/2022 midnight

18-44 years Coverage as on 11/04/2022 at 12 AM					
District	Target	First Dose		2nd Dose Coverage	Percentage fully vaccinated*
		1st Dose Coverage	Percentage		
Alappuzha	744178	668802	90%	624221	84%
Ernakulam	1470864	1507806	103%	1213656	83%
Idukki	437537	418830	96%	329868	75%
Kannur	947964	963510	102%	816465	86%
Kasaragod	556876	500375	90%	402928	72%
Kollam	1054752	931074	88%	779379	74%
Kottayam	665544	654094	98%	559137	84%
Kozhikode	1313678	1218208	93%	951789	72%
Malappuram	1777378	1826242	103%	1362081	77%
Palakkad	1088327	1084532	100%	898351	83%
Pathanamthitta	460819	442473	96%	350108	76%
Thiruvananthapuram	1309099	1245866	95%	1046953	80%
Thrissur	1274465	1096361	86%	1005069	79%
Wayanad	361152	354103	98%	299121	83%
Grand Total	13462633	1,29,12,276	96%	1,06,39,126	79%

*Among those who have taken first dose

TABLE 7. Age-Appropriate Group (15-17 Years) Coverage as on 10/04/2022midnight

15-17 years Coverage as on 11/04/2022 at 12 AM					
District	Target	1st Dose Coverage	Percentage	2nd Dose Coverage	Percentage fully vaccinated
Alappuzha	80832	76009	94%	57564	71%
Ernakulam	172307	110295	64%	72498	42%
Idukki	51339	35158	68%	24627	48%
Kannur	97722	98684	101%	65644	67%
Kasaragod	60496	48372	80%	28833	48%
Kollam	105234	94065	89%	60914	58%
Kottayam	85400	63562	74%	40465	47%
Kozhikode	143028	105409	74%	51722	36%
Malappuram	241212	176519	73%	70613	29%
Palakkad	132742	113079	85%	74014	56%
Pathanamthitta	48854	38576	79%	27193	56%
Thiruvananthapuram	145238	98495	68%	57986	40%
Thrissur	123540	119842	97%	81893	66%
Wayanad	29245	34272	117%	20057	69%
Grand Total	1,517,189	12,12,337	79%	7,34,023	48%

Table 8: Age appropriate group (12-14 years) Coverage as on 10/04/2022midnight

District	12-14 years Coverage as on		11/4/2022	at 12 AM
	1st Dose Coverage	Percentage	2nd Dose Coverage	Percentage fully vaccinated
Alappuzha	11246	26%	0	0%
Ernakulam	3961	4%	0	0%
Idukki	5012	17%	0	0%
Kannur	9405	11%	0	0%
Kasaragod	1633	4%	0	0%
Kollam	6170	9%	0	0%
Kottayam	3938	7%	0	0%
Kozhikode	1322	1%	0	0%
Malappuram	5676	4%	0	0%
Palakkad	22778	30%	0	0%
Pathanamthitta	4478	13%	0	0%
Thiruvananthapuram	6495	7%	0	0%
Thrissur	14624	15%	0	0%
Wayanad	3828	14%	0	0%
Grand Total	1,00,566	10%	0	0%

TABLE9.State Summary (18+) as on 10/04/2022 midnight

State Summary (18+) 11-04-2022						at 12 AM	
District	Target	First Dose	Percentage	Second Dose	Percentage*	Precaution Dose	Percentage
Alappuzha	1704179	1604497	94%	1501986	88%	111064	37%
Ernakulam	2954098	3107661	105%	2659373	90%	126935	30%
Idukki	869082	896806	103%	755438	87%	27990	24%
Kannur	1913861	2005260	105%	1783888	93%	99019	30%
Kasaragod	992363	970363	98%	819621	83%	37647	24%
Kollam	2093511	2068480	99%	1805972	86%	98102	28%
Kottayam	1562022	1558452	100%	1382211	88%	89451	36%
Kozhikode	2499523	2509632	100%	2110270	84%	86563	24%
Malappuram	2988358	3135543	105%	2513734	84%	71349	24%
Palakkad	2140261	2153964	101%	1873845	88%	96019	35%
Pathanamthitta	1036488	1090813	105%	928795	90%	94421	37%
Thiruvananthapuram	2675400	2706350	101%	2361612	88%	148345	29%
Thrissur	2545664	2441775	96%	2274007	89%	135161	37%
Wayanad	659698	690495	105%	606795	92%	31435	24%
Grand Total	2,66,34,508	2,69,40,091	101%	2,33,77,547	88%	1253812	30%

*Revised target population(> 18 years) as per MOHFW is 2.67 crores

*As per letter from Additional Secretary MOHFW- D O No 2317579/2021/Imm dated 15/09/2021

TABLE 10. Achievement for the day 10/04/2022 midnight

Daily achievement		11-04-2022		
District	First Dose	Second Dose	Precaution dose	Total Doses Administered
Alappuzha	0	7	2	9
Ernakulam	10	101	149	260
Idukki	1	4	2	7
Kannur	3	11	3	17
Kasaragod	0	0	0	0
Kollam	1	16	10	27
Kottayam	1	17	13	31
Kozhikode	19	21	7	47
Malappuram	2	10	3	15
Palakkad	0	6	1	7
Pathanamthitta	0	0	0	0
Thiruvananthapuram	4	146	92	242
Thrissur	2	57	29	88
Wayanad	0	0	0	0
Grand Total	43	396	311	750

** Vaccine stock details couldn't be downloaded from e-VIN portal as the portal is down.

TABLE11.COVID Vaccination related sites

support@cowin.gov.in https://www.cowin.gov.in/home https://dashboard.kerala.gov.in/ https://dhs.kerala.gov.in/https://aogyakeralam.gov.in/https://sha.kerala.gov.in/

TABLE10.COVID Vaccination related Helpline numbers

National/State/District	Line1	Line2	Line3
National Helpline	1075	+91 1123978046	0120 4473222
Disha	1056	04712552056	
StateCallCenter	04712309251	04712309252	04712309255
Thiruvananthapuram	9188610100	1077	
Kollam	04742797609	8589015556	
Pathanamthitta	04682222515	04682228220	
Alappuzha	04772239999		
Kottayam	04812565200	04812304800	04812581900
Idukki	18004255640	04862232220	04862233118
Ernakulam	9072303861		
Thrissur	9400066921	9400066922	9400066923
Palakkad	04912505264	04912505189	8943341439
Malappuram	04832733253	04832737858	04832733252
Kozhikode	7594001442		
Wayanad	04936202343	04936202375	9072510900
Kannur	04972700194		
Kasargod	9061076590	9061079244	9061078026