



[www.health.kerala.gov.in](http://www.health.kerala.gov.in)

**COVID-19 OUTBREAK CONTROL AND PREVENTION STATE CELL  
HEALTH & FAMILY WELFARE DEPARTMENT**

[www.dhs.kerala.gov.in](http://www.dhs.kerala.gov.in)

[controlroomdhskerala@gmail.com](mailto:controlroomdhskerala@gmail.com)

**KeralaHEALTH-COVID-19 DAILY VACCINATION BULLETIN**

**Date: 12/04/2022**

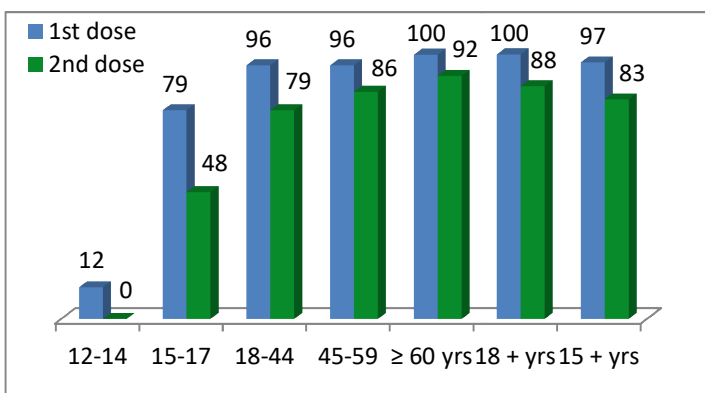
**OUR HEALTH OUR RESPONSIBILITY  
VACCINE ADVISORY**

- *People who are vaccinated with Covid Vaccine are reported to have reduced Covid related ICU admissions, serious disease and death.*
- *Early vaccination is useful to safeguard our life from this deadly disease.*
- *Vaccination sessions are planned as per the availability of vaccine. All are requested to cooperate.*
- *After receiving the first dose, second dose of Covishield vaccine is to be taken between 12–16weeks and second dose of Covaxin between 4-6 weeks.*
- *Covid vaccination is currently available to all above 15 years. Children in 15-18 age group will get Covaxin.*
- *Health Staffs, Frontline workers and people above 60 years with co-morbidities will get precaution dose after 9 months or 39 weeks from the second dose. The Same vaccine administered as first and second dose is to be taken as precaution dose. People above 60 years with co-morbidities should take medical advice before receiving precaution dose.*
- *Vaccination is available free of cost in all Government covid vaccination centers, and at a nominal rate (as per the Gol order F.No.2079203/2021/Immunization) in selected private Hospitals.*
- ***ENSURE ALL YOUR ELIGIBLE FAMILY MEMBERS ARE PROTECTED BY RECEIVING ANY OF THE AVAILABLE COVID VACCINE.***
- ***“BOTH COVAXIN AND COVISHIELD ARE EQUALLY EFFECTIVE AND SAFE”***
- ***“BE FULLY PROTECTED – GET THE SECOND DOSE AT YOUR SCHEDULED TIME”***

### ANALYSIS

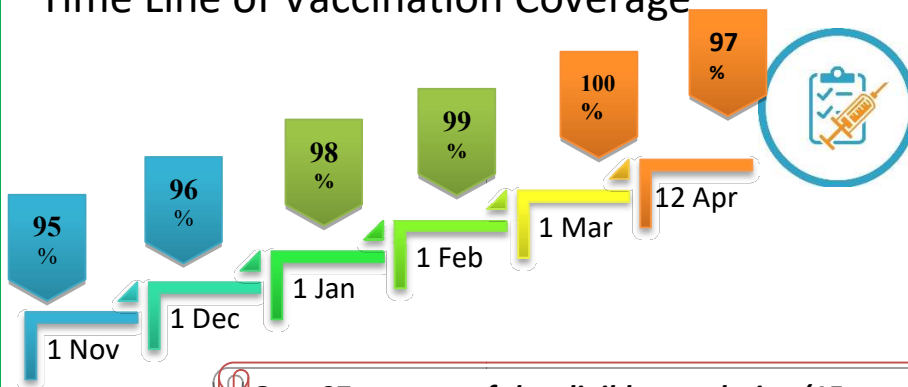
COVID-19 mass vaccinations are showing signs of preventing illness and steep decline in cases and hospital admissions in countries which done vaccination. Kerala started its vaccination for health care workers from January 16, 2021. The COVID-19 Vaccines Operational Guidelines issued by the Ministry of Health and Family Welfare, Govt. of India, 28th December 2020 and all subsequent Guidelines issued by Ministry of Health and Family Welfare, Govt of India are followed at the sites and all vaccination lanes

### Summary of COVID Vaccine Administered as on 12-04-2022 midnight



- 97%** of eligible population vaccinated with a single dose till April 12
- 83%** of eligible population vaccinated with double dose till April 12
- State has vaccinated about **79%** of children aged 15 - 17 years with a single dose

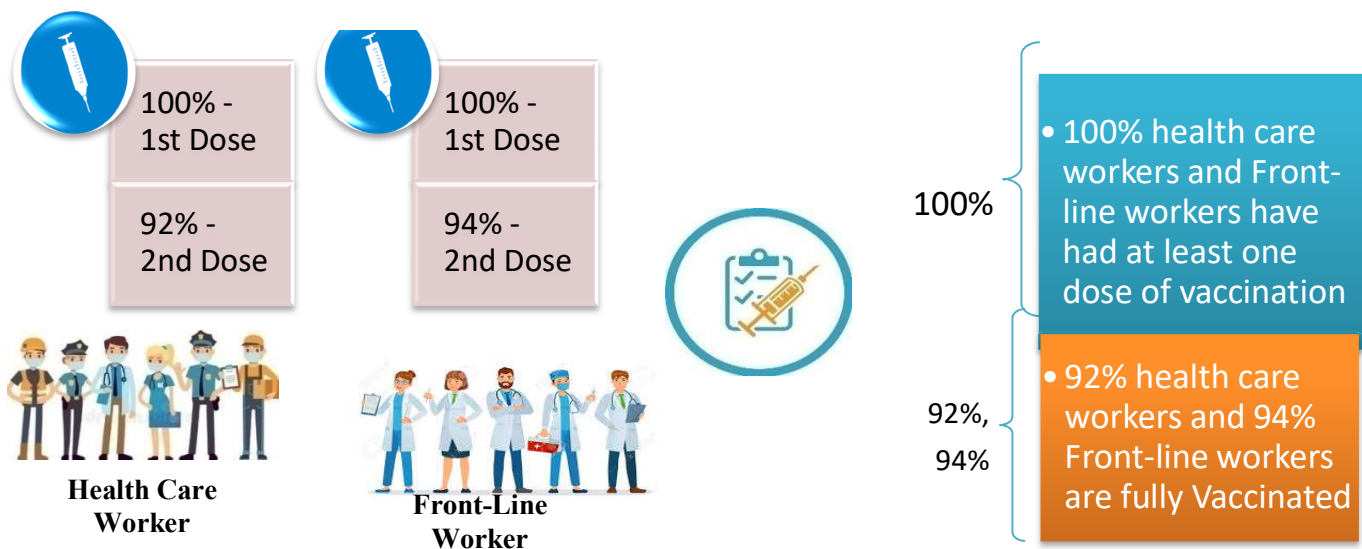
### Time Line of Vaccination Coverage



Kerala began administration of COVID 19 Vaccines on 16<sup>th</sup> January, 2021. As of 12<sup>th</sup> April 2022, Kerala has administered over 53 million doses overall, including first and second doses of vaccines.


**Over 97 per cent of the eligible population (15 + years) in Kerala has been administered the first dose of the Covid-19 vaccine. The state has achieved the target within 460 days since the beginning of the vaccination drive on January 16, 2021**

## Health Care Workers & Front-line Workers Vaccinated



### Are You Vaccinated? You Still Need to Practice: SMS

- Even after vaccination, follow COVID appropriate behavior
- Practice Social Distancing and greet without physical contact
- Always wear clean face mask
- Wash your hands thoroughly and frequently or use hand sanitizer
- Follow the current COVID 19 guidelines to prevent further spread
- Stay Safe. Stay Strong. Get Vaccinated



Even After Getting Vaccinated Keep Taking Precautions to Protect Your Self



# The Race Towards Full Vaccination - Weekly Trend

2<sup>nd</sup> – 8<sup>th</sup> April 2022

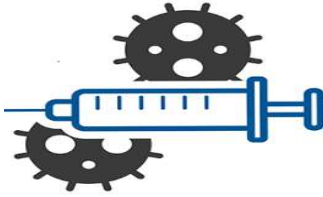
Kerala Administered over

## 0.75 Lakh

COVID Vaccine Doses

in the last 7 days


(2<sup>nd</sup> – 8<sup>th</sup> April, 2022)



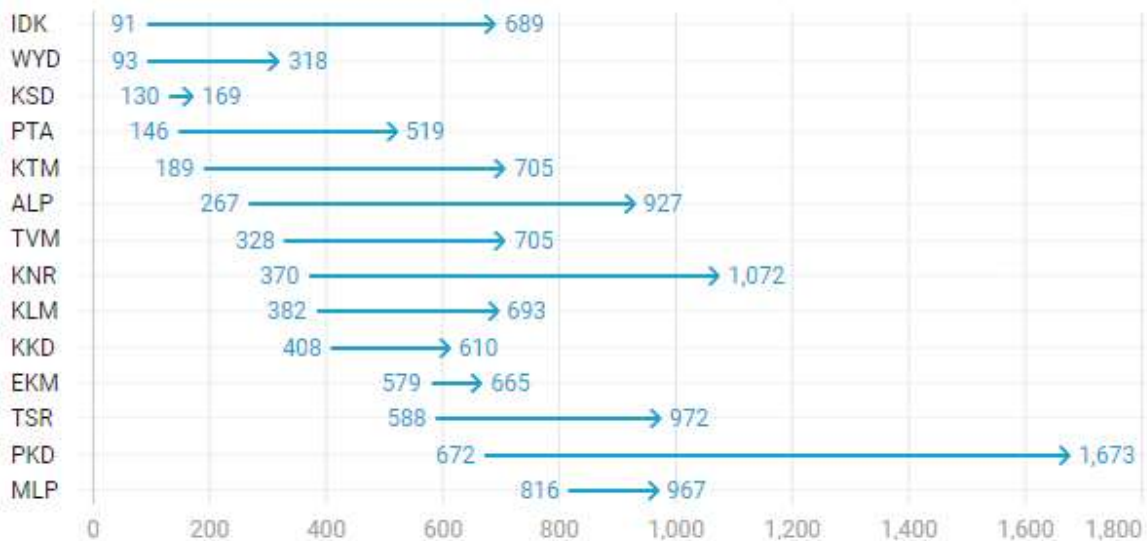
From 2<sup>nd</sup> - 8<sup>th</sup> April, 2022 on average

**0.11 lakh** doses were administered daily.

Average Doses Administered Per day per week (in 1000)



Trend in average per day vaccination for the last two weeks



# Race Against Time – Vaccination Quarterly Status

(Q1:16<sup>th</sup> Jan-Mar, Q2: Apr-June, Q3: July-Sep, Q4: Oct - Dec)

## Daily Average Doses Administered per Quarter

In the first Quarter, only 42201 first doses and 5324 second doses were administered daily on average. During the second, third and fourth quarters, the daily vaccination of the first and second doses increased significantly.



## Vaccination Achievement per Quarter

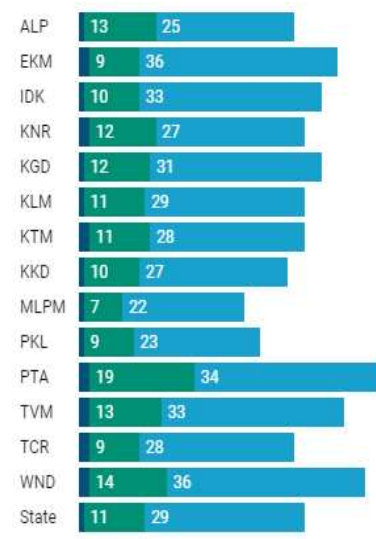
In the third quarter of the immunization drive, 52% of the eligible population (18 + age) in Kerala were given the first dose and 29% the second dose.

■ Q1 ■ Q2 ■ Q3

### First Dose

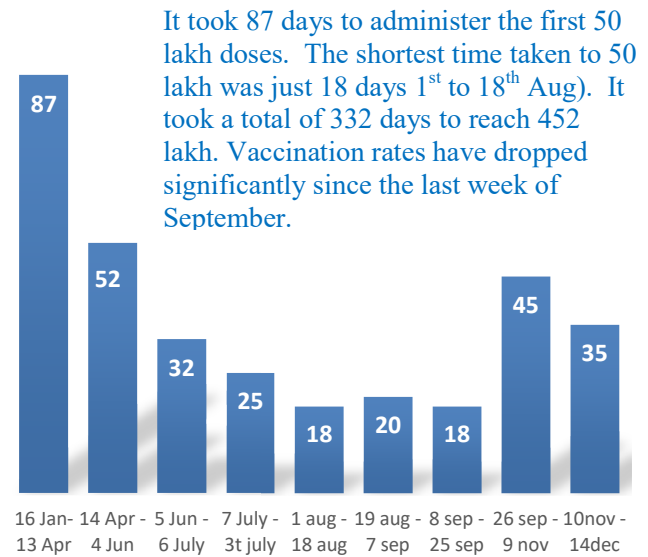


### Second Dose



## Dose Progression

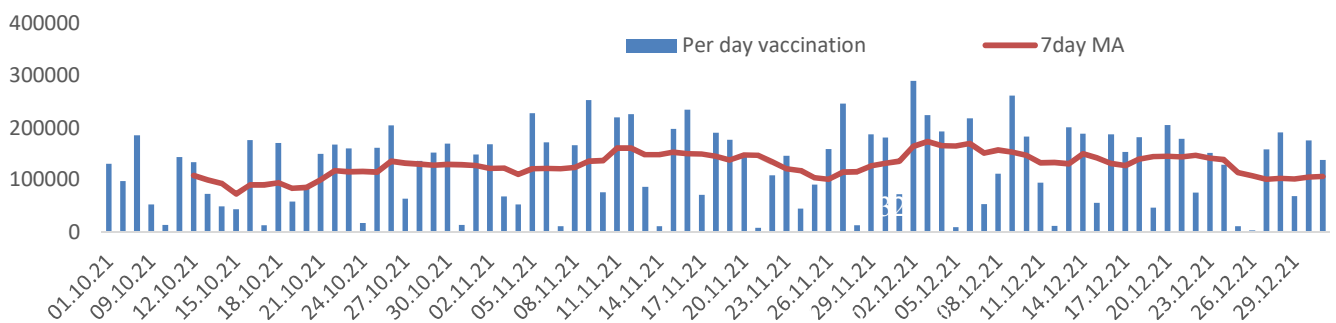
The chart shows the days taken for total COVID-19 Vaccination doses (both first and second) in Kerala to cross every 50 lakh dose mark



It took 87 days to administer the first 50 lakh doses. The shortest time taken to 50 lakh was just 18 days 1<sup>st</sup> to 18<sup>th</sup> Aug). It took a total of 332 days to reach 452 lakh. Vaccination rates have dropped significantly since the last week of September.

## Vaccine Administered per Day and 7 days Moving Average in Last Quarter (Oct -Dec)

The seven-day moving average of daily doses in the last quarter showed a peak on December 2<sup>nd</sup> and continued to fluctuate thereafter



## Important Message to the Public

- a. *Infection or infection rate is only a part and disease manifestation of disease is to be monitored*
- b. *Fatality among vaccinated people is very less. Disease severity among vaccinated people is less.*
- c. *People with comorbidity should be careful. Once detected covid positive they should get admitted and do not stay at home.*
- d. *Death among non-vaccinated people, especially people with comorbidity is because of late arrival in hospitals*
- e. *Diabetes and Hypertension together is the most common cause of patient death if they arrive late.*
- f. *Vaccinated people, only if symptomatic are advised to consult Doctor.*
- g. *Non Vaccinated people, if symptomatic, may do RTPCR test*
- h. *Antigen testing is only for emergency purpose*
- i. *Non vaccinated people with co-morbidities to do testing by RTPCR and consult doctor*
- j. *Repeat RTPCR is not needed among the people who are detected COVID positive in the previous 2 months*
- k. *All young person detected positive and at home isolation should do glucose test*

TABLE1.Total Vaccination done in the State as on 12/04/2022 midnight

State Summary (15+ years)-Total doses administered till 13/4/2022 at 12 AM								
District	Target	First Dose	Percent age	Second Dose	Percentage*	Precaution Dose	Percentage	Total doses administered
Alappuzha	1829568	1695453	93%	1560702	85%	116191	36%	33,72,346
Ernakulam	3217878	3223269	100%	2732778	85%	130003	28%	60,86,050
Idukki	950762	938179	99%	780533	82%	28644	23%	17,47,356
Kannur	2100307	2115214	101%	1851302	88%	102262	29%	40,68,778
Kasaragod	1092141	1020623	93%	849324	78%	38451	23%	19,08,398
Kollam	2268371	2169659	96%	1869144	82%	104043	29%	41,42,846
Kottayam	1704500	1627673	96%	1423919	84%	93764	34%	31,45,356
Kozhikode	2746273	2617013	95%	2163920	79%	89753	24%	48,70,686
Malappuram	3386535	3318975	98%	2586759	76%	73372	22%	59,79,106
Palakkad	2349082	2292501	98%	1950419	83%	100393	33%	43,43,313
Pathanamthitta	1118564	1135206	101%	957055	86%	98345	37%	21,90,606
Thiruvananthapuram	2914006	2811666	96%	2422164	83%	158756	30%	53,92,586
Thrissur	2767777	2577901	93%	2359823	85%	143534	39%	50,81,258
Wayanad	716933	729225	102%	627266	88%	31846	23%	13,88,337
<b>Grand Total</b>	<b>29,162,697</b>	<b>2,82,72,557</b>	<b>97%</b>	<b>2,41,35,108</b>	<b>83%</b>	<b>13,09,357</b>	<b>30%</b>	<b>5,37,17,022</b>

TABLE2.Covid-19 Vaccination Center Functional in the State as on 12/04/2022 midnight

DISTRICTS	12+	15+	18+	Total
Alappuzha	84	0	4	88
Ernakulam	18	7	42	67
Idukki	16	8	20	44
Kannur	15	7	31	53
Kasaragod	1	0	4	5
Kollam	7	20	49	76
Kottayam	25	9	51	85
Kozhikode	5	65	25	95
Malappuram	16	12	40	68
Palakkad	27	17	42	86
Pathanamthitta	46	45	51	142
Thiruvananthapuram	0	2	137	139
Thrissur	8	84	104	196
Wayanad	15	7	7	29
<b>GrandTotal</b>	<b>283</b>	<b>283</b>	<b>607</b>	<b>1173</b>

TABLE3. Health Care Workers Coverage as on 12/04/2022 midnight

<i>DISTRICT</i>	<i>1st DOSE</i>	<i>2nd Dose</i>	<i>% fully vaccinated</i>	<i>Precaution dose</i>	<i>Precaution dose (%) *</i>
<b>Alappuzha</b>	29022	27213	94%	12599	53%
<b>Ernakulam</b>	85565	75744	89%	29497	44%
<b>Idukki</b>	13554	12997	96%	5390	48%
<b>Kannur</b>	40388	37508	93%	17253	51%
<b>Kasaragod</b>	11610	10806	93%	4523	49%
<b>Kollam</b>	36036	33790	94%	14014	49%
<b>Kottayam</b>	38706	36279	94%	15836	50%
<b>Kozhikode</b>	52734	47921	91%	16805	41%
<b>Malappuram</b>	44832	41970	94%	16316	48%
<b>Palakkad</b>	34674	31996	92%	14787	53%
<b>Pathanamthitta</b>	29336	25065	85%	10899	49%
<b>Thiruvananthapuram</b>	73422	66335	90%	25032	45%
<b>Thrissur</b>	51909	49163	95%	24987	58%
<b>Wayanad</b>	13978	13281	95%	6124	51%
<b>Grand Total</b>	<b>555766</b>	<b>510068</b>	<b>92%</b>	<b>214062</b>	<b>49%</b>

1st Dose coverage for HCW is 100%

\*Proportion of beneficiaries who are eligible ( completed 9 months after 2nd dose )

TABLE4. Frontline workers Coverage as on 12/04/2022 midnight

<i>DISTRICT</i>	<i>1st dose</i>	<i>2nd Dose</i>	<i>% fully vaccinated</i>	<i>Precaution dose</i>	<i>Precaution dose(%) *</i>
<b>Alappuzha</b>	39127	36729	94%	12029	38%
<b>Ernakulam</b>	54934	50314	92%	16757	39%
<b>Idukki</b>	22993	21323	93%	4845	29%
<b>Kannur</b>	41381	39948	97%	11132	32%
<b>Kasaragod</b>	24615	22456	91%	5785	30%
<b>Kollam</b>	42235	38796	92%	9221	30%
<b>Kottayam</b>	32140	30590	95%	10105	38%
<b>Kozhikode</b>	55272	52532	95%	8075	18%
<b>Malappuram</b>	53913	51239	95%	11557	27%
<b>Palakkad</b>	48096	45507	95%	14467	37%
<b>Pathanamthitta</b>	25249	22515	89%	6245	32%
<b>Thiruvananthapuram</b>	72995	67568	93%	18443	36%
<b>Thrissur</b>	41904	40722	97%	16060	46%
<b>Wayanad</b>	17021	16085	95%	3772	27%
<b>Grand Total</b>	<b>571875</b>	<b>536324</b>	<b>94%</b>	<b>148493</b>	<b>33%</b>

1st Dose coverage for FLW is 100%

\*Proportion of beneficiaries who are eligible ( completed 9 months after 2nd dose )



TABLE5.Age-Appropriate Group (45-59 Years) Coverage as on 12/04/2022 midnight

Table 5: Age appropriate group (45-59 years) coverage							
45-59 years Coverage as on		13/04/2022		at 12 AM			
District	Target	1st Dose Coverage	Percentage	2nd Dose Coverage	Percentage fully vaccinated	Precaution dose	%
Alappuzha	535436	438764	82%	414664	77%	82	0.12%
Ernakulam	809349	783359	97%	700565	87%	566	0.60%
Idukki	237564	246913	104%	218661	92%	18	0.06%
Kannur	527295	515649	98%	478555	91%	86	0.10%
Kasaragod	253027	252124	100%	223459	88%	0	0.00%
Kollam	541201	559833	103%	500728	93%	124	0.13%
Kottayam	478470	414026	87%	373395	78%	101	0.21%
Kozhikode	658949	654505	99%	579500	88%	128	0.15%
Malappuram	733338	722619	99%	625512	85%	47	0.06%
Palakkad	614226	547026	89%	497685	81%	168	0.25%
Pathanamthitta	264372	281699	107%	251181	95%	86	0.17%
Thiruvananthapuram	735836	681349	93%	611617	83%	453	0.36%
Thrissur	689418	663754	96%	623022	90%	290	0.44%
Wayanad	170537	177113	104%	164113	96%	6	0.02%
<b>Grand Total</b>	<b>7249018</b>	<b>69,38,733</b>	<b>96%</b>	<b>62,62,657</b>	<b>86%</b>	<b>2155</b>	<b>0.22%</b>

TABLE6.Age-Appropriate Group (≥60 Years) Coverage as on 12/04/2022midnight

Table 6: Age appropriate group (≥ 60 years) coverage							
≥ 60 years Coverage as on		13/04/2022		at 12 AM			
District	Target	1st Dose Coverage	Percentage	2nd Dose Coverage	Percentage fully vaccinated	Precaution dose	%
Alappuzha	424565	428810	101%	399544	94%	91465	48%
Ernakulam	673885	676023	100%	619179	92%	83044	35%
Idukki	193981	194521	100%	172656	89%	18388	28%
Kannur	438602	444354	101%	411673	94%	73770	40%
Kasaragod	182460	181660	100%	160043	88%	28143	34%
Kollam	497558	499353	100%	453782	91%	80657	41%
Kottayam	418008	419517	100%	383087	92%	67709	42%
Kozhikode	526896	528950	100%	478822	91%	64723	34%
Malappuram	477642	487965	102%	433257	91%	45445	30%
Palakkad	437708	439673	100%	400724	92%	70960	44%
Pathanamthitta	311297	312074	100%	280098	90%	81102	49%
Thiruvananthapuram	630465	632773	100%	569764	90%	114786	42%
Thrissur	581781	587901	101%	556500	96%	102136	49%
Wayanad	128009	128280	100%	114232	89%	21944	32%
<b>Grand Total</b>	<b>5922857</b>	<b>59,61,854</b>	<b>101%</b>	<b>54,33,361</b>	<b>92%</b>	<b>9,44,272</b>	<b>40%</b>

TABLE 6. Age-Appropriate Group (18-44Years) Coverage as on 12/04/2022 midnight

18-44 years Coverage as on 13/04/2022 at 12 AM							
District	Target	First Dose					
		1st Dose Coverage	Percentage	2nd Dose Coverage	Percentage fully vaccinated	Precaution dose	%
Alappuzha	744178	668860	90%	624947	84%	16	0.23%
Ernakulam	1470864	1507875	103%	1214255	83%	139	0.72%
Idukki	437537	418863	96%	330132	75%	3	0.10%
Kannur	947964	963617	102%	817675	86%	21	0.12%
Kasaragod	556876	500448	90%	403534	72%	0	0.00%
Kollam	1054752	931206	88%	780788	74%	27	0.19%
Kottayam	665544	654169	98%	559834	84%	13	0.12%
Kozhikode	1313678	1218412	93%	953157	73%	22	0.17%
Malappuram	1777378	1826444	103%	1363797	77%	7	0.03%
Palakkad	1088327	1084675	100%	900022	83%	11	0.14%
Pathanamthitta	460819	442534	96%	350800	76%	13	0.17%
Thiruvananthapuram	1309099	1246075	95%	1048832	80%	42	0.26%
Thrissur	1274465	1096465	86%	1007368	79%	61	0.45%
Wayanad	361152	354118	98%	299363	83%	0	0.00%
<b>Grand Total</b>	<b>13462633</b>	<b>1,29,13,761</b>	<b>96%</b>	<b>1,06,54,504</b>	<b>79%</b>	<b>375</b>	<b>0.23%</b>
*Among those who have taken first dose							

TABLE 7. Age-Appropriate Group (15-17 Years) Coverage as on 12/04/2022midnight

15-17 years Coverage as on 13/04/2022 at 12 AM					
District	Target	1st Dose Coverage	Percentage	2nd Dose Coverage	Percentage fully vaccinated
Alappuzha	80832	76029	94%	57605	71%
Ernakulam	172307	110379	64%	72721	42%
Idukki	51339	35314	69%	24764	48%
Kannur	97722	98747	101%	65943	67%
Kasaragod	60496	48404	80%	29026	48%
Kollam	105234	94147	89%	61260	58%
Kottayam	85400	63681	75%	40734	48%
Kozhikode	143028	105490	74%	51988	36%
Malappuram	241212	176594	73%	70984	29%
Palakkad	132742	113210	85%	74485	56%
Pathanamthitta	48854	38639	79%	27396	56%
Thiruvananthapuram	145238	98517	68%	58048	40%
Thrissur	123540	120157	97%	83048	67%
Wayanad	29245	34337	117%	20192	69%
<b>Grand Total</b>	<b>1,517,189</b>	<b>12,13,645</b>	<b>79%</b>	<b>7,38,194</b>	<b>48%</b>

Table 8: Age appropriate group (12-14 years) Coverage as on 12/04/2022midnight

District	12-14 years Coverage as on		13/4/2022	at 12 AM
	1st Dose Coverage	Percentage	2nd Dose Coverage	Percentage fully vaccinated
Alappuzha	14841	34%	0	0%
Ernakulam	5134	6%	0	0%
Idukki	6021	20%	0	0%
Kannur	11078	12%	0	0%
Kasaragod	1762	4%	0	0%
Kollam	6849	10%	0	0%
Kottayam	5434	10%	0	0%
Kozhikode	1650	2%	0	0%
Malappuram	6608	4%	0	0%
Palakkad	25147	33%	0	0%
Pathanamthitta	5675	17%	0	0%
Thiruvananthapuram	6535	7%	0	0%
Thrissur	15811	16%	0	0%
Wayanad	4378	16%	0	0%
<b>Grand Total</b>	<b>1,16,923</b>	<b>12%</b>	<b>0</b>	<b>0%</b>

TABLE9.State Summary (18+) as on 12/04/2022 midnight

State Summary (18+) 13-04-2022						at 12 AM	
District	Target	First Dose	Percentage	Second Dose	Percentage*	Precaution Dose	Percentage
Alappuzha	1704179	1604583	94%	1503097	88%	116191	36%
Ernakulam	2954098	3107756	105%	2660057	90%	130003	28%
Idukki	869082	896844	103%	755769	87%	28644	23%
Kannur	1913861	2005389	105%	1785359	93%	102262	29%
Kasaragod	992363	970457	98%	820298	83%	38451	23%
Kollam	2093511	2068663	99%	1807884	86%	104043	29%
Kottayam	1562022	1558558	100%	1383185	89%	93764	34%
Kozhikode	2499523	2509873	100%	2111932	84%	89753	24%
Malappuram	2988358	3135773	105%	2515775	84%	73372	22%
Palakkad	2140261	2154144	101%	1875934	88%	100393	33%
Pathanamthitta	1036488	1090892	105%	929659	90%	98345	37%
Thiruvananthapuram	2675400	2706614	101%	2364116	88%	158756	30%
Thrissur	2545664	2441933	96%	2276775	89%	143534	39%
Wayanad	659698	690510	105%	607074	92%	31846	23%
<b>Grand Total</b>	<b>2,66,34,508</b>	<b>2,69,41,989</b>	<b>101%</b>	<b>2,33,96,914</b>	<b>88%</b>	<b>1309357</b>	<b>30%</b>

\*Revised target population(> 18 years) as per MOHFW is 2.67 crores

\*As per letter from Additional Secretary MOHFW- D O No 2317579/2021/Imm dated 15/09/2021

TABLE 10. Achievement for the day 12/04/2022 midnight

Daily achievement		13-04-2022		
District	First Dose	Second Dose	Precaution dose	Total Doses Administered
Alappuzha	3567	116	292	3975
Ernakulam	1262	775	2315	4352
Idukki	819	264	364	1447
Kannur	984	1124	2028	4136
Kasaragod	33	0	0	33
Kollam	511	1383	3715	5609
Kottayam	1153	610	1682	3445
Kozhikode	238	706	957	1901
Malappuram	603	935	854	2392
Palakkad	1948	1331	2673	5952
Pathanamthitta	931	572	2198	3701
Thiruvananthapuram	248	2507	9725	12480
Thrissur	651	2301	4353	7305
Wayanad	151	181	195	527
<b>Grand Total</b>	<b>13099</b>	<b>12805</b>	<b>31351</b>	<b>57255</b>

\*\* Vaccine stock details couldn't be downloaded from e-VIN portal as the portal is down.

TABLE11.COVID Vaccination related sites

<a href="mailto:support@cowin.gov.in">support@cowin.gov.in</a> <a href="https://www.cowin.gov.in/home">https://www.cowin.gov.in/home</a> <a href="https://dashboard.kerala.gov.in/">https://dashboard.kerala.gov.in/</a> <a href="https://dhs.kerala.gov.in/https://aogyakeralam.gov.in/https://sha.kerala.gov.in/">https://dhs.kerala.gov.in/https://aogyakeralam.gov.in/https://sha.kerala.gov.in/</a>
---

TABLE10.COVID Vaccination related Helpline numbers

National/State/District	Line1	Line2	Line3
National Helpline	1075	+91 1123978046	0120 4473222
Disha	1056	04712552056	
StateCallCenter	04712309251	04712309252	04712309255
Thiruvananthapuram	9188610100	1077	
Kollam	04742797609	8589015556	
Pathanamthitta	04682222515	04682228220	
Alappuzha	04772239999		
Kottayam	04812565200	04812304800	04812581900
Idukki	18004255640	04862232220	04862233118
Ernakulam	9072303861		
Thrissur	9400066921	9400066922	9400066923
Palakkad	04912505264	04912505189	8943341439
Malappuram	04832733253	04832737858	04832733252
Kozhikode	7594001442		
Wayanad	04936202343	04936202375	9072510900
Kannur	04972700194		
Kasargod	9061076590	9061079244	9061078026