



[www.health.kerala.gov.in](http://www.health.kerala.gov.in)

**COVID-19 OUTBREAK CONTROL AND PREVENTION STATE CELL  
HEALTH & FAMILY WELFARE DEPARTMENT**

[controlroomdhskerala@gmail.com](mailto:controlroomdhskerala@gmail.com)

[www.dbs.kerala.gov.in](http://www.dbs.kerala.gov.in)

**KeralaHEALTH-COVID-19 DAILY VACCINATION BULLETIN**

**Date: 13/04/2022**

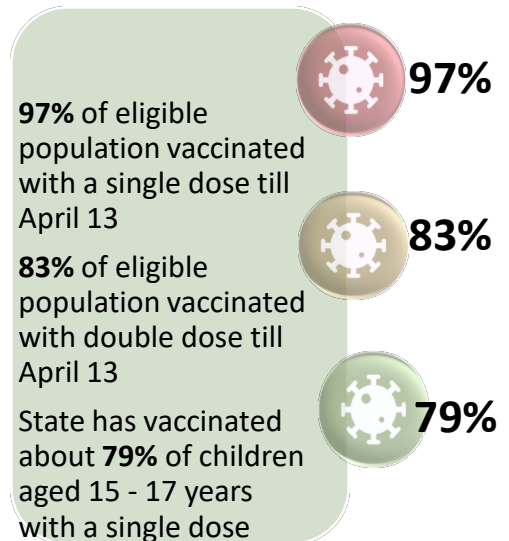
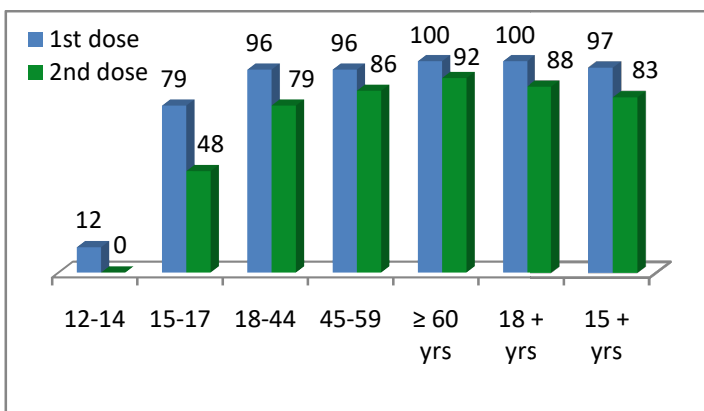
**OUR HEALTH OUR RESPONSIBILITY  
VACCINE ADVISORY**

- *People who are vaccinated with Covid Vaccine are reported to have reduced Covid related ICU admissions, serious disease and death.*
- *Early vaccination is useful to safeguard our life from this deadly disease.*
- *Vaccination sessions are planned as per the availability of vaccine. All are requested to cooperate.*
- *After receiving the first dose, second dose of Covishield vaccine is to be taken between 12–16weeks and second dose of Covaxin between 4-6 weeks.*
- *Covid vaccination is currently available to all above 15 years. Children in 15-18 age group will get Covaxin.*
- *Health Staffs, Frontline workers and people above 60 years with co-morbidities will get precaution dose after 9 months or 39 weeks from the second dose. The Same vaccine administered as first and second dose is to be taken as precaution dose. People above 60 years with co-morbidities should take medical advice before receiving precaution dose.*
- *Vaccination is available free of cost in all Government covid vaccination centers, and at a nominal rate (as per the Gol order F.No.2079203/2021/Immunization) in selected private Hospitals.*
- **ENSURE ALL YOUR ELIGIBLE FAMILY MEMBERS ARE PROTECTED BY RECEIVING ANY OF THE AVAILABLE COVID VACCINE.**
- **“BOTH COVAXIN AND COVISHIELD ARE EQUALLY EFFECTIVE AND SAFE”**
- **“BE FULLY PROTECTED – GET THE SECOND DOSE AT YOUR SCHEDULED TIME”**

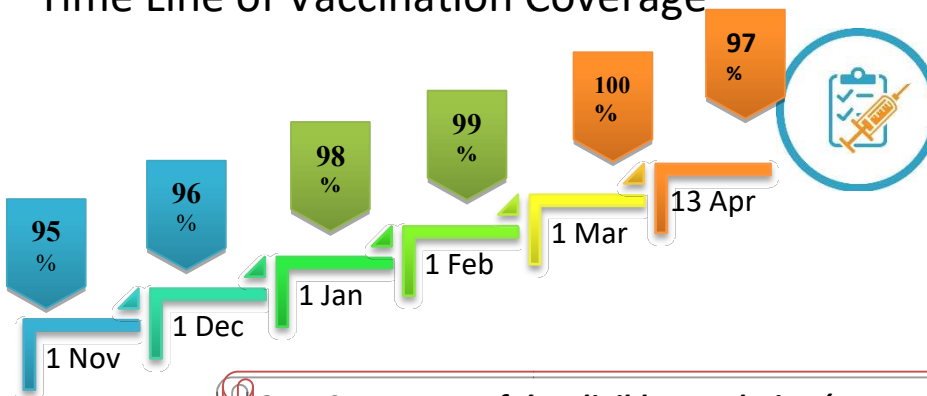
## ANALYSIS

COVID-19 mass vaccinations are showing signs of preventing illness and steep decline in cases and hospital admissions in countries which done vaccination. Kerala started its vaccination for health care workers from January 16, 2021. The COVID-19 Vaccines Operational Guidelines issued by the Ministry of Health and Family Welfare, Govt. of India, 28th December 2020 and all subsequent Guidelines issued by Ministry of Health and Family Welfare, Govt of India are followed at the sites and all vaccination lanes

## Summary of COVID Vaccine Administered as on 13-04-2022 midnight



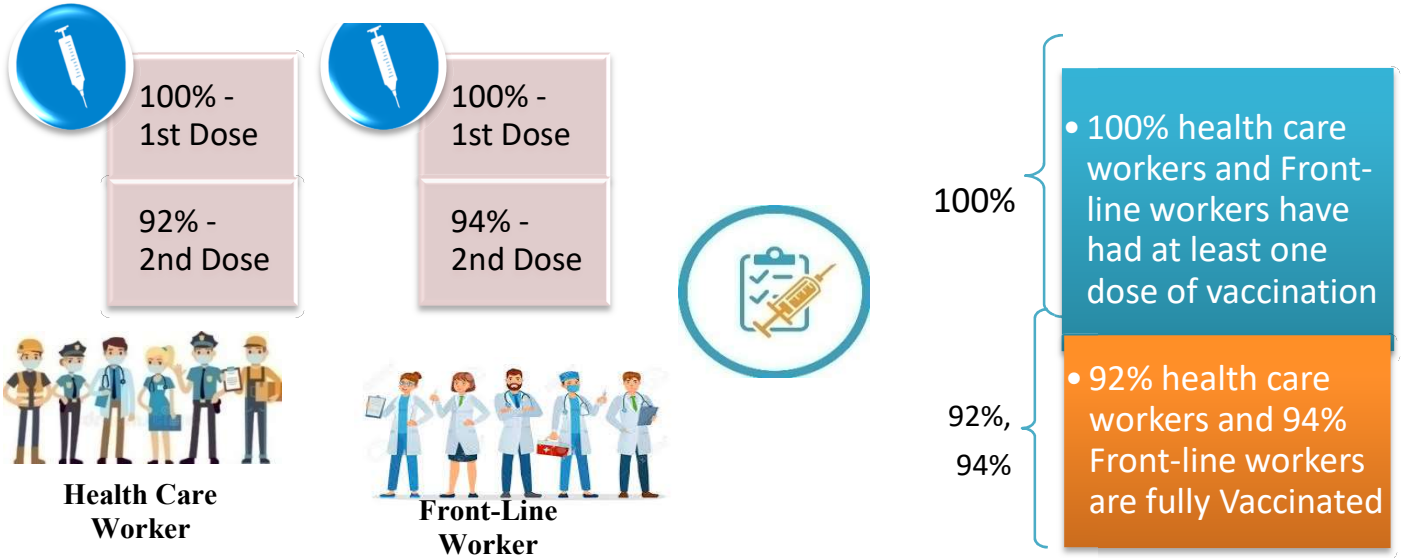
## Time Line of Vaccination Coverage



Kerala began administration of COVID 19 Vaccines on 16<sup>th</sup> January, 2021. As of 13<sup>th</sup> April 2022, Kerala has administered over 53 million doses overall, including first and second doses of vaccines.


**Over 97 per cent of the eligible population (15 + years) in Kerala has been administered the first dose of the Covid-19 vaccine. The state has achieved the target within 461 days since the beginning of the vaccination drive on January 16, 2021**

# Health Care Workers & Front-line Workers Vaccinated



## Are You Vaccinated? You Still Need to Practice: SMS

- Even after vaccination, follow COVID appropriate behavior
- Practice Social Distancing and greet without physical contact
- Always wear clean face mask
- Wash your hands thoroughly and frequently or use hand sanitizer
- Follow the current COVID 19 guidelines to prevent further spread
- Stay Safe. Stay Strong. Get Vaccinated



Even After Getting Vaccinated Keep Taking Precautions to Protect Your Self



**GET VACCINATED**



**WASH YOUR HANDS**



**WEAR A MASK**



**KEEP YOUR DISTANCE**

# The Race Towards Full Vaccination - Weekly Trend

2<sup>nd</sup> – 8<sup>th</sup> April 2022

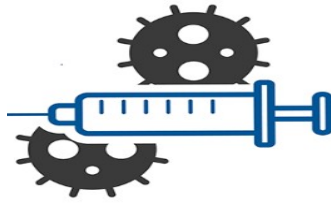
Kerala Administered over

## 0.75 Lakh

COVID Vaccine Doses

in the last 7 days

(2<sup>nd</sup> – 8<sup>th</sup> April, 2022)



From 2<sup>nd</sup>- 8<sup>th</sup> April, 2022 on average

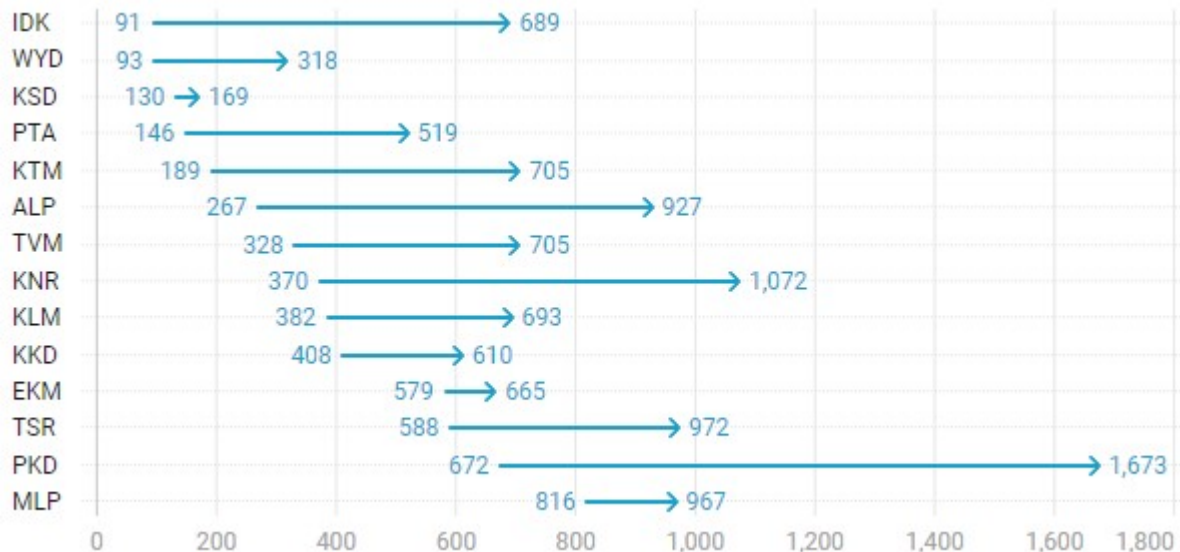
## 0.11 lakh

doses were administered daily.

Average Doses Administered Per day per week (in 1000)



Trend in average per day vaccination for the last two weeks

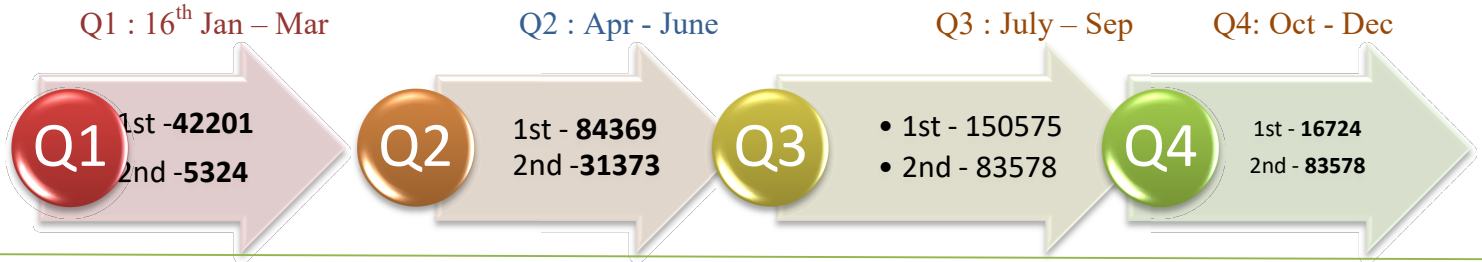


# Race Against Time – Vaccination Quarterly Status

(Q1:16<sup>th</sup> Jan-Mar, Q2: Apr-June, Q3: July-Sep, Q4: Oct - Dec)

## Daily Average Doses Administered per Quarter

In the first Quarter, only 42201 first doses and 5324 second doses were administered daily on average. During the second, third and fourth quarters, the daily vaccination of the first and second doses increased significantly.



## Vaccination Achievement per Quarter

In the third quarter of the immunization drive, 52% of the eligible population (18 + age) in Kerala were given the first dose and 29% the second dose.

## Dose Progression

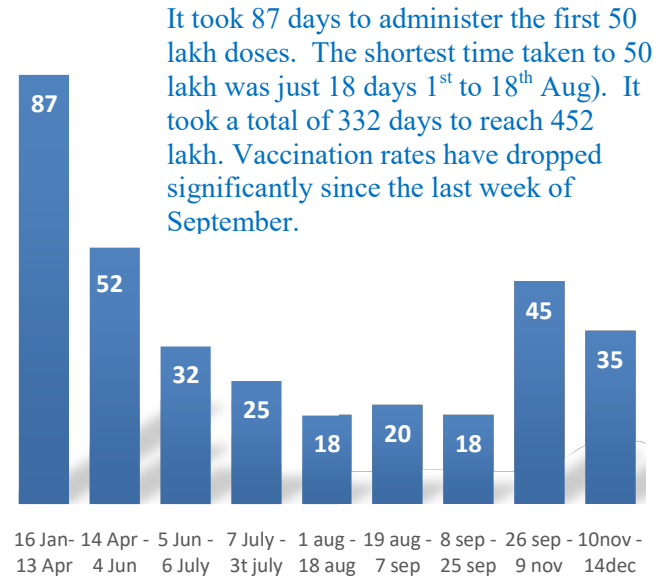
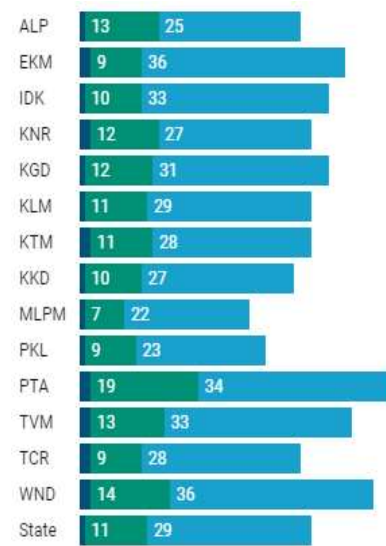
The chart shows the days taken for total COVID-19 Vaccination doses (both first and second) in Kerala to cross every 50 lakh dose mark

■ Q1 ■ Q2 ■ Q3

### First Dose



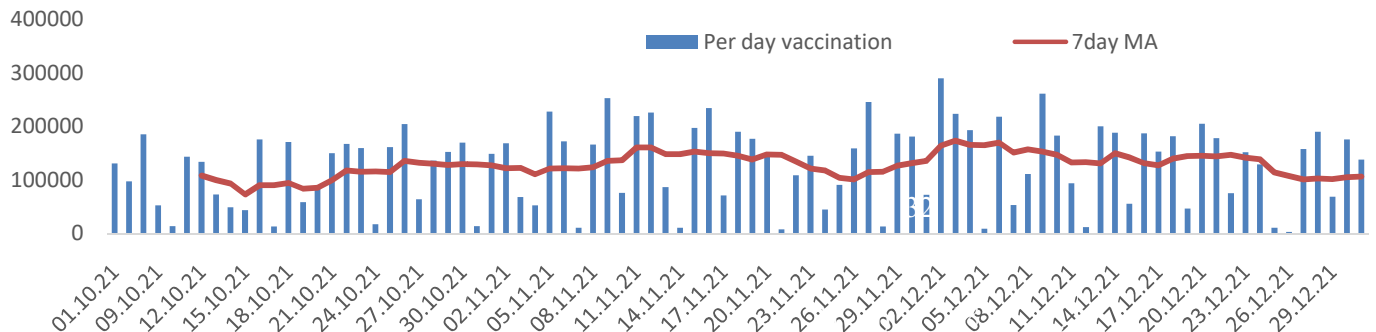
### Second Dose



It took 87 days to administer the first 50 lakh doses. The shortest time taken to 50 lakh was just 18 days 1<sup>st</sup> to 18<sup>th</sup> Aug). It took a total of 332 days to reach 452 lakh. Vaccination rates have dropped significantly since the last week of September.

## Vaccine Administered per Day and 7 days Moving Average in Last Quarter (Oct -Dec)

The seven-day moving average of daily doses in the last quarter showed a peak on December 2<sup>nd</sup> and continued to fluctuate thereafter



## Important Message to the Public

- a. *Infection or infection rate is only a part and disease manifestation of disease is to be monitored*
- b. *Fatality among vaccinated people is very less. Disease severity among vaccinated people is less.*
- c. *People with comorbidity should be careful. Once detected covid positive they should get admitted and do not stay at home.*
- d. *Death among non-vaccinated people, especially people with comorbidity is because of late arrival in hospitals*
- e. *Diabetes and Hypertension together is the most common cause of patient death if they arrive late.*
- f. *Vaccinated people, only if symptomatic are advised to consult Doctor.*
- g. *Non Vaccinated people, if symptomatic, may do RTPCR test*
- h. *Antigen testing is only for emergency purpose*
- i. *Non vaccinated people with co-morbidities to do testing by RTPCR and consult doctor*
- j. *Repeat RTPCR is not needed among the people who are detected COVID positive in the previous 2 months*
- k. *All young person detected positive and at home isolation should do glucose test*

TABLE1.Total Vaccination done in the State as on 13/04/2022 midnight

State Summary (15+ years)-Total doses administered till 14/4/2022 at 12 AM								
District	Target	First Dose	Percent age	Second Dose	Percentage*	Precaution Dose	Percentage	Total doses administered
Alappuzha	1829568	1695493	93%	1560785	85%	116380	36%	3,372,658
Ernakulam	3217878	3223314	100%	2733077	85%	131163	28%	6,087,554
Idukki	950762	938278	99%	780592	82%	28734	23%	1,747,604
Kannur	2100307	2115312	101%	1851316	88%	102337	29%	4,068,965
Kasaragod	1092141	1020668	93%	849442	78%	38584	23%	1,908,694
Kollam	2268371	2169671	96%	1869250	82%	104312	29%	4,143,233
Kottayam	1704500	1627677	96%	1423958	84%	93888	34%	3,145,523
Kozhikode	2746273	2617158	95%	2164082	79%	89996	24%	4,871,236
Malappuram	3386535	3319312	98%	2587427	76%	73989	22%	5,980,728
Palakkad	2349082	2292598	98%	1950921	83%	101285	33%	4,344,804
Pathanamthitta	1118564	1135356	102%	957090	86%	98547	37%	2,190,993
Thiruvananthapuram	2914006	2811692	96%	2422297	83%	159497	30%	5,393,486
Thrissur	2767777	2578010	93%	2359871	85%	143753	38%	5,081,634
Wayanad	716933	729354	102%	627337	88%	31902	23%	1,388,593
<b>Grand Total</b>	<b>29,162,697</b>	<b>28,273,893</b>	<b>97%</b>	<b>24,137,445</b>	<b>83%</b>	<b>1,314,367</b>	<b>30%</b>	<b>53,725,705</b>

TABLE2.Covid-19 Vaccination Center Functional in the State as on 13/04/2022 midnight

DISTRICTS	12+	15+	18+	Total
Alappuzha	0	0	7	7
Ernakulam	0	2	35	37
Idukki	2	1	6	9
Kannur	1	0	8	9
Kasaragod	0	1	27	28
Kollam	0	1	11	12
Kottayam	0	0	6	6
Kozhikode	3	2	45	50
Malappuram	11	8	27	46
Palakkad	3	6	24	33
Pathanamthitta	1	0	8	9
Thiruvananthapuram	0	2	15	17
Thrissur	3	4	24	31
Wayanad	5	4	6	15
<b>GrandTotal</b>	<b>29</b>	<b>31</b>	<b>249</b>	<b>309</b>

TABLE3. Health Care Workers Coverage as on 13/04/2022 midnight

<b>DISTRICT</b>	<b>1st DOSE</b>	<b>2nd Dose</b>	<b>% fully vaccinated</b>	<b>Precaution dose</b>	<b>Precaution dose (%) *</b>
<b>Alappuzha</b>	29022	27213	94%	12603	53%
<b>Ernakulam</b>	85565	75748	89%	29548	44%
<b>Idukki</b>	13554	12997	96%	5391	48%
<b>Kannur</b>	40388	37508	93%	17257	51%
<b>Kasaragod</b>	11610	10806	93%	4532	49%
<b>Kollam</b>	36036	33791	94%	14038	49%
<b>Kottayam</b>	38706	36279	94%	15843	50%
<b>Kozhikode</b>	52734	47922	91%	16821	41%
<b>Malappuram</b>	44832	41970	94%	16338	48%
<b>Palakkad</b>	34674	31996	92%	14806	53%
<b>Pathanamthitta</b>	29336	25065	85%	10907	49%
<b>Thiruvananthapuram</b>	73422	66336	90%	25084	45%
<b>Thrissur</b>	51909	49163	95%	24999	58%
<b>Wayanad</b>	13978	13281	95%	6127	51%
<b>Grand Total</b>	<b>555766</b>	<b>510075</b>	<b>92%</b>	<b>214294</b>	<b>49%</b>

1st Dose coverage for HCW is 100%

\*Proportion of beneficiaries who are eligible ( completed 9 months after 2nd dose )

TABLE4. Frontline workers Coverage as on 13/04/2022 midnight

<b>DISTRICT</b>	<b>1st dose</b>	<b>2nd Dose</b>	<b>% fully vaccinated</b>	<b>Precaution dose</b>	<b>Precaution dose(%) *</b>
<b>Alappuzha</b>	39127	36729	94%	12031	38%
<b>Ernakulam</b>	54934	50314	92%	16778	39%
<b>Idukki</b>	22993	21323	93%	4847	29%
<b>Kannur</b>	41381	39947	97%	11134	32%
<b>Kasaragod</b>	24615	22456	91%	5799	30%
<b>Kollam</b>	42235	38796	92%	9225	30%
<b>Kottayam</b>	32140	30590	95%	10110	38%
<b>Kozhikode</b>	55272	52533	95%	8081	18%
<b>Malappuram</b>	53913	51239	95%	11578	27%
<b>Palakkad</b>	48096	45507	95%	14505	37%
<b>Pathanamthitta</b>	25249	22515	89%	6246	32%
<b>Thiruvananthapuram</b>	72995	67568	93%	18477	36%
<b>Thrissur</b>	41904	40722	97%	16063	46%
<b>Wayanad</b>	17021	16086	95%	3772	27%
<b>Grand Total</b>	<b>571875</b>	<b>536325</b>	<b>94%</b>	<b>148646</b>	<b>33%</b>

1st Dose coverage for FLW is 100%

\*Proportion of beneficiaries who are eligible ( completed 9 months after 2nd dose )



TABLE5.Age-Appropriate Group (45-59 Years) Coverage as on 13/04/2022 midnight

Table 5: Age appropriate group (45-59 years) coverage							
45-59 years Coverage as on 14/04/2022 at 12 AM							
District	Target	1st Dose Coverage	Percentage	2nd Dose Coverage	Percentage fully vaccinated	Precaution dose	%
Alappuzha	535436	438768	82%	414668	77%	125	0.18%
Ernakulam	809349	783364	97%	700604	87%	795	0.82%
Idukki	237564	246913	104%	218670	92%	31	0.11%
Kannur	527295	515650	98%	478556	91%	128	0.15%
Kasaragod	253027	252126	100%	223467	88%	1	0.00%
Kollam	541201	559833	103%	500747	93%	156	0.17%
Kottayam	478470	414026	87%	373399	78%	165	0.33%
Kozhikode	658949	654520	99%	579517	88%	162	0.18%
Malappuram	733338	722628	99%	625562	85%	60	0.07%
Palakkad	614226	547028	89%	497715	81%	213	0.31%
Pathanamthitta	264372	281700	107%	251182	95%	140	0.27%
Thiruvananthapuram	735836	681350	93%	611635	83%	741	0.56%
Thrissur	689418	663754	96%	623027	90%	408	0.60%
Wayanad	170537	177113	104%	164116	96%	8	0.02%
<b>Grand Total</b>	<b>7249018</b>	<b>6,938,773</b>	<b>96%</b>	<b>6,262,865</b>	<b>86%</b>	<b>3133</b>	<b>0.31%</b>

TABLE6.Age-Appropriate Group (≥60 Years) Coverage as on 13/04/2022midnight

Table 6: Age appropriate group (≥ 60 years) coverage							
≥ 60 years Coverage as on 14/04/2022 at 12 AM							
District	Target	1st Dose Coverage	Percentage	2nd Dose Coverage	Percentage fully vaccinated	Precaution dose	%
Alappuzha	424565	428810	101%	399564	94%	91591	48%
Ernakulam	673885	676029	100%	619199	92%	83861	35%
Idukki	193981	194522	100%	172659	89%	18459	27%
Kannur	438602	444354	101%	411674	94%	73787	40%
Kasaragod	182460	181661	100%	160049	88%	28249	34%
Kollam	497558	499353	100%	453788	91%	80854	41%
Kottayam	418008	419517	100%	383090	92%	67750	42%
Kozhikode	526896	528954	100%	478831	91%	64900	34%
Malappuram	477642	487968	102%	433279	91%	46003	30%
Palakkad	437708	439678	100%	400766	92%	71745	44%
Pathanamthitta	311297	312076	100%	280104	90%	81234	49%
Thiruvananthapuram	630465	632775	100%	569773	90%	115141	41%
Thrissur	581781	587906	101%	556501	96%	102199	48%
Wayanad	128009	128280	100%	114234	89%	21995	32%
<b>Grand Total</b>	<b>5922857</b>	<b>5,961,883</b>	<b>101%</b>	<b>5,433,511</b>	<b>92%</b>	<b>947,768</b>	<b>40%</b>

TABLE 6. Age-Appropriate Group (18-44 Years) Coverage as on 13/04/2022 midnight

18-44 years Coverage as on 14/04/2022 at 12 AM							
District	Target	First Dose					
		1st Dose Coverage	Percentage	2nd Dose Coverage	Percentage fully vaccinated	Precaution dose	%
Alappuzha	744178	668866	90%	624979	84%	30	0.38%
Ernakulam	1470864	1507902	103%	1214478	83%	181	0.92%
Idukki	437537	418866	96%	330169	75%	6	0.20%
Kannur	947964	963621	102%	817688	86%	31	0.18%
Kasaragod	556876	500470	90%	403633	72%	3	0.04%
Kollam	1054752	931212	88%	780853	74%	39	0.28%
Kottayam	665544	654172	98%	559860	84%	20	0.17%
Kozhikode	1313678	1218445	93%	953281	73%	32	0.23%
Malappuram	1777378	1826491	103%	1364260	77%	10	0.04%
Palakkad	1088327	1084708	100%	900350	83%	16	0.18%
Pathanamthitta	460819	442538	96%	350828	76%	20	0.23%
Thiruvananthapuram	1309099	1246088	95%	1048920	80%	54	0.33%
Thrissur	1274465	1096469	86%	1007397	79%	84	0.49%
Wayanad	361152	354124	98%	299406	83%	0	0.00%
<b>Grand Total</b>	<b>13462633</b>	<b>12,913,972</b>	<b>96%</b>	<b>10,656,102</b>	<b>79%</b>	<b>526</b>	<b>0.30%</b>
*Among those who have taken first dose							

TABLE 7. Age-Appropriate Group (15-17 Years) Coverage as on 13/04/2022 midnight

15-17 years Coverage as on 14/04/2022 at 12 AM					
District	Target	1st Dose Coverage	Percentage	2nd Dose Coverage	Percentage fully vaccinated
Alappuzha	80832	76039	94%	57632	71%
Ernakulam	172307	110386	64%	72734	42%
Idukki	51339	35317	69%	24774	48%
Kannur	97722	98747	101%	65943	67%
Kasaragod	60496	48404	80%	29031	48%
Kollam	105234	94153	89%	61275	58%
Kottayam	85400	63682	75%	40740	48%
Kozhikode	143028	105492	74%	51998	36%
Malappuram	241212	176643	73%	71116	29%
Palakkad	132742	113237	85%	74587	56%
Pathanamthitta	48854	38639	79%	27396	56%
Thiruvananthapuram	145238	98527	68%	58065	40%
Thrissur	123540	120160	97%	83061	67%
Wayanad	29245	34346	117%	20214	69%
<b>Grand Total</b>	<b>1,517,189</b>	<b>1,213,772</b>	<b>79%</b>	<b>738,566</b>	<b>48%</b>

Table 8: Age appropriate group (12-14 years) Coverage as on 13/04/2022midnight

12-14 years Coverage as on 14/4/2022				at 12 AM
District	1st Dose Coverage	Percentage	2nd Dose Coverage	Percentage fully vaccinated
Alappuzha	14861	34%	0	0%
Ernakulam	5134	6%	0	0%
Idukki	6113	21%	0	0%
Kannur	11171	13%	0	0%
Kasaragod	1782	4%	0	0%
Kollam	6849	10%	0	0%
Kottayam	5434	10%	0	0%
Kozhikode	1741	2%	0	0%
Malappuram	6837	4%	1	0%
Palakkad	25177	33%	0	0%
Pathanamthitta	5818	18%	0	0%
Thiruvananthapuram	6535	7%	0	0%
Thrissur	15908	16%	0	0%
Wayanad	4492	16%	0	0%
<b>Grand Total</b>	<b>117,852</b>	<b>12%</b>	<b>1</b>	<b>0%</b>

TABLE9.State Summary (18+) as on 13/04/2022 midnight

State Summary (18+) 14-04-2022							at 12 AM
District	Target	First Dose	Percentage	Second Dose	Percentage*	Precaution Dose	Percentage
Alappuzha	1704179	1604593	94%	1503153	88%	116380	36%
Ernakulam	2954098	3107794	105%	2660343	90%	131163	28%
Idukki	869082	896848	103%	755818	87%	28734	23%
Kannur	1913861	2005394	105%	1785373	93%	102337	29%
Kasaragod	992363	970482	98%	820411	83%	38584	23%
Kollam	2093511	2068669	99%	1807975	86%	104312	29%
Kottayam	1562022	1558561	100%	1383218	89%	93888	34%
Kozhikode	2499523	2509925	100%	2112084	84%	89996	24%
Malappuram	2988358	3135832	105%	2516310	84%	73989	22%
Palakkad	2140261	2154184	101%	1876334	88%	101285	33%
Pathanamthitta	1036488	1090899	105%	929694	90%	98547	37%
Thiruvananthapuram	2675400	2706630	101%	2364232	88%	159497	30%
Thrissur	2545664	2441942	96%	2276810	89%	143753	38%
Wayanad	659698	690516	105%	607123	92%	31902	23%
<b>Grand Total</b>	<b>2,66,34,508</b>	<b>26,942,269</b>	<b>101%</b>	<b>23,398,878</b>	<b>88%</b>	<b>1314367</b>	<b>30%</b>

\*Revised target population (> 18 years) as per MOHFW is 2.67 crores

\*As per letter from Additional Secretary MOHFW- D O No 2317579/2021/Imm dated 15/09/2021

TABLE 10. Achievement for the day 13/04/2022 midnight

Daily achievement 14-04-2022				
District	First Dose	Second Dose	Precaution dose	Total Doses Administered
Alappuzha	40	83	184	307
Ernakulam	44	299	1155	1498
Idukki	99	59	90	248
Kannur	98	15	65	178
Kasaragod	45	118	133	296
Kollam	12	106	268	386
Kottayam	4	38	120	162
Kozhikode	145	161	242	548
Malappuram	337	668	617	1622
Palakkad	93	500	881	1474
Pathanamthitta	148	35	202	385
Thiruvananthapuram	26	133	739	898
Thrissur	109	49	219	377
Wayanad	129	71	56	256
<b>Grand Total</b>	<b>1329</b>	<b>2335</b>	<b>4971</b>	<b>8635</b>

\*\* Vaccine stock details couldn't be downloaded from e-VIN portal as the portal is down.

TABLE11.COVID Vaccination related sites

<a href="mailto:support@cowin.gov.in">support@cowin.gov.in</a> <a href="https://www.cowin.gov.in/home">https://www.cowin.gov.in/home</a> <a href="https://dashboard.kerala.gov.in/">https://dashboard.kerala.gov.in/</a> <a href="https://dhs.kerala.gov.in/https://aogyakeralam.gov.in/https://sha.kerala.gov.in/">https://dhs.kerala.gov.in/https://aogyakeralam.gov.in/https://sha.kerala.gov.in/</a>
---

TABLE10.COVID Vaccination related Helpline numbers

National/State/District	Line1	Line2	Line3
National Helpline	1075	+91 1123978046	0120 4473222
Disha	1056	04712552056	
StateCallCenter	04712309251	04712309252	04712309255
Thiruvananthapuram	9188610100	1077	
Kollam	04742797609	8589015556	
Pathanamthitta	04682222515	04682228220	
Alappuzha	04772239999		
Kottayam	04812565200	04812304800	04812581900
Idukki	18004255640	04862232220	04862233118
Ernakulam	9072303861		
Thrissur	9400066921	9400066922	9400066923
Palakkad	04912505264	04912505189	8943341439
Malappuram	04832733253	04832737858	04832733252
Kozhikode	7594001442		
Wayanad	04936202343	04936202375	9072510900
Kannur	04972700194		
Kasargod	9061076590	9061079244	9061078026