



[www.health.kerala.gov.in](http://www.health.kerala.gov.in)

**COVID-19 OUTBREAK CONTROL AND PREVENTION STATE CELL  
HEALTH & FAMILY WELFARE DEPARTMENT**

[www.dhs.kerala.gov.in](http://www.dhs.kerala.gov.in)

[controlroomdhskerala@gmail.com](mailto:controlroomdhskerala@gmail.com)

**KeralaHEALTH-COVID-19 DAILY VACCINATION BULLETIN**

**Date: 15/04/2022**

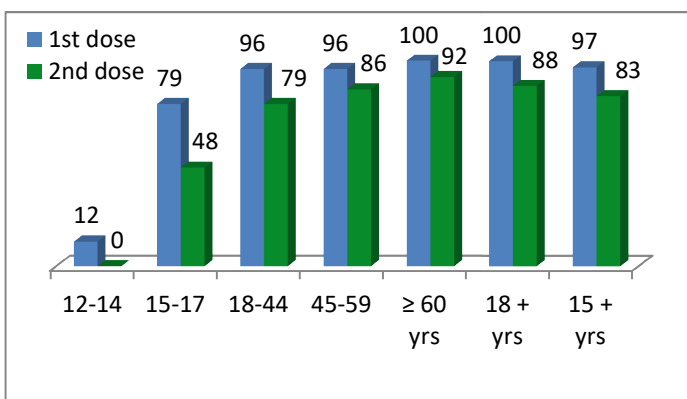
**OUR HEALTH OUR RESPONSIBILITY  
VACCINE ADVISORY**

- *People who are vaccinated with Covid Vaccine are reported to have reduced Covid related ICU admissions, serious disease and death.*
- *Early vaccination is useful to safeguard our life from this deadly disease.*
- *Vaccination sessions are planned as per the availability of vaccine. All are requested to cooperate.*
- *After receiving the first dose, second dose of Covishield vaccine is to be taken between 12–16weeks and second dose of Covaxin between 4-6 weeks.*
- *Covid vaccination is currently available to all above 15 years. Children in 15-18 age group will get Covaxin.*
- *Health Staffs, Frontline workers and people above 60 years with co-morbidities will get precaution dose after 9 months or 39 weeks from the second dose. The Same vaccine administered as first and second dose is to be taken as precaution dose. People above 60 years with co-morbidities should take medical advice before receiving precaution dose.*
- *Vaccination is available free of cost in all Government covid vaccination centers, and at a nominal rate (as per the Gol order F.No.2079203/2021/Immunization) in selected private Hospitals.*
- ***ENSURE ALL YOUR ELIGIBLE FAMILY MEMBERS ARE PROTECTED BY RECEIVING ANY OF THE AVAILABLE COVID VACCINE.***
- ***“BOTH COVAXIN AND COVISHIELD ARE EQUALLY EFFECTIVE AND SAFE”***
- ***“BE FULLY PROTECTED – GET THE SECOND DOSE AT YOUR SCHEDULED TIME”***

### ANALYSIS

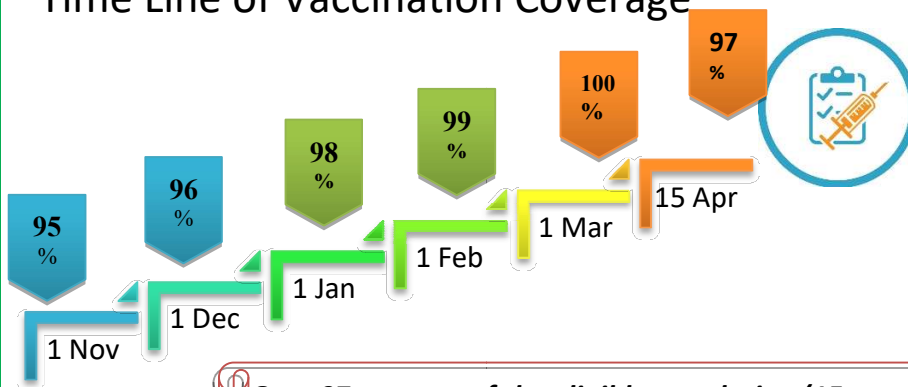
COVID-19 mass vaccinations are showing signs of preventing illness and steep decline in cases and hospital admissions in countries which done vaccination. Kerala started its vaccination for health care workers from January 16, 2021. The COVID-19 Vaccines Operational Guidelines issued by the Ministry of Health and Family Welfare, Govt. of India, 28th December 2020 and all subsequent Guidelines issued by Ministry of Health and Family Welfare, Govt of India are followed at the sites and all vaccination lanes

### Summary of COVID Vaccine Administered as on 15-04-2022 midnight



- 97%** of eligible population vaccinated with a single dose till April 15
- 83%** of eligible population vaccinated with double dose till April 15
- State has vaccinated about **79%** of children aged 15 - 17 years with a single dose

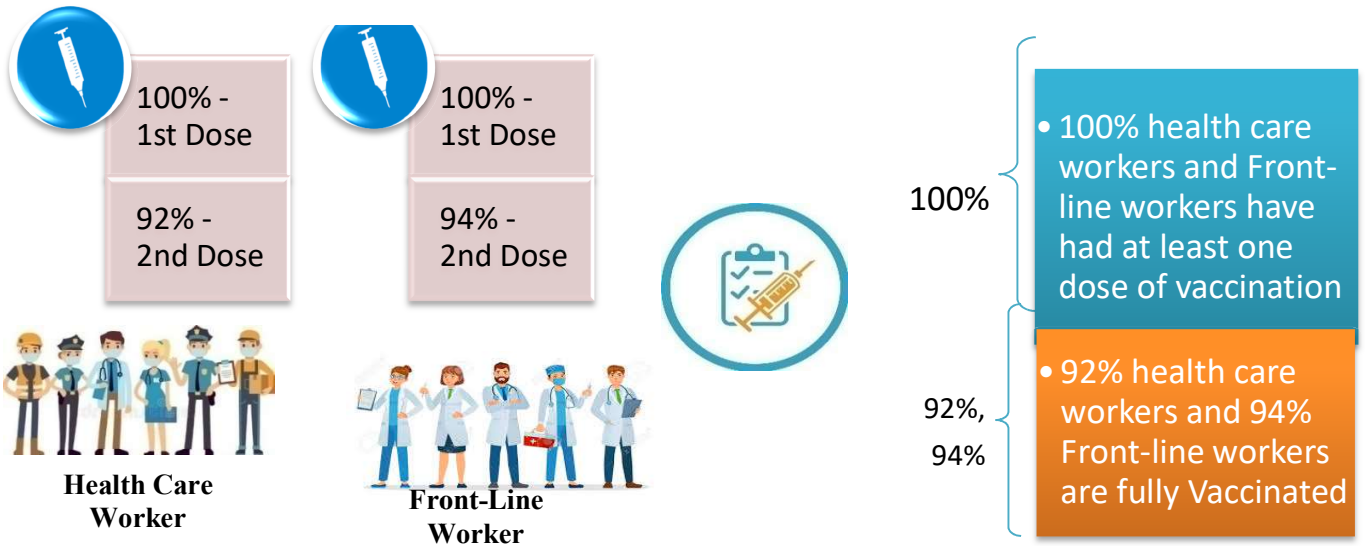
### Time Line of Vaccination Coverage



Kerala began administration of COVID 19 Vaccines on 16<sup>th</sup> January, 2021. As of 15<sup>th</sup> April 2022, Kerala has administered over 53 million doses overall, including first and second doses of vaccines.

**Over 97 per cent of the eligible population (15 + years) in Kerala has been administered the first dose of the Covid-19 vaccine. The state has achieved the target within 462 days since the beginning of the vaccination drive on January 16, 2021**

## Health Care Workers & Front-line Workers Vaccinated



### Are You Vaccinated? You Still Need to Practice: SMS

- Even after vaccination, follow COVID appropriate behavior
- Practice Social Distancing and greet without physical contact
- Always wear clean face mask
- Wash your hands thoroughly and frequently or use hand sanitizer
- Follow the current COVID 19 guidelines to prevent further spread
- Stay Safe. Stay Strong. Get Vaccinated



Even After Getting Vaccinated Keep Taking Precautions to Protect Your Self



# The Race Towards Full Vaccination - Weekly Trend

2<sup>nd</sup> – 8<sup>th</sup> April 2022

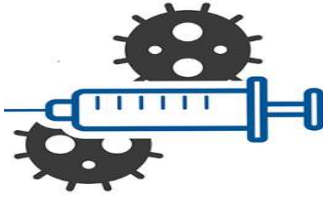
Kerala Administered over

## 0.75 Lakh

COVID Vaccine Doses

in the last 7 days

(2<sup>nd</sup> – 8<sup>th</sup> April, 2022)



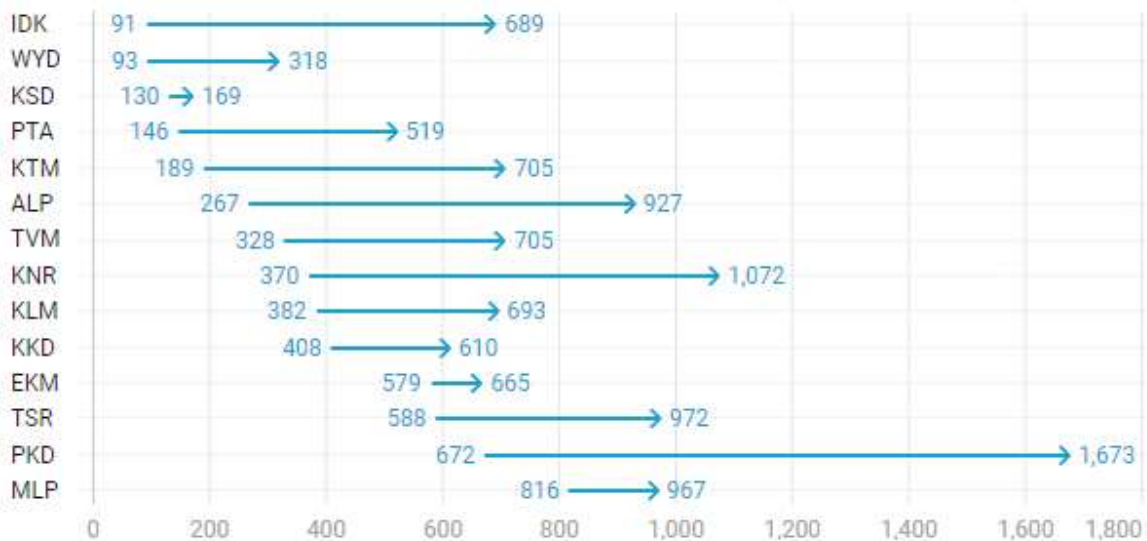
From 2<sup>nd</sup> - 8<sup>th</sup> April, 2022 on average

0.11 lakh doses were administered daily.

Average Doses Administered Per day per week (in 1000)



Trend in average per day vaccination for the last two weeks



# Race Against Time – Vaccination Quarterly Status

(Q1:16<sup>th</sup> Jan-Mar, Q2: Apr-June, Q3: July-Sep, Q4: Oct - Dec)

## Daily Average Doses Administered per Quarter

In the first Quarter, only 42201 first doses and 5324 second doses were administered daily on average. During the second, third and fourth quarters, the daily vaccination of the first and second doses increased significantly.



## Vaccination Achievement per Quarter

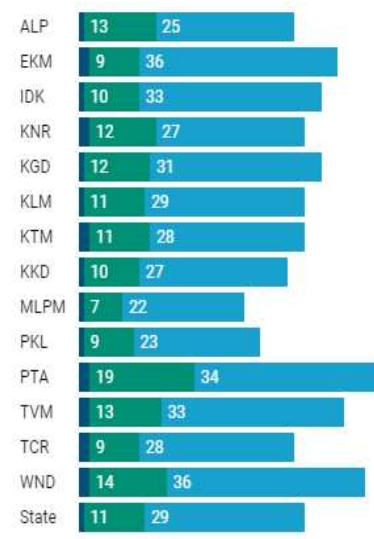
In the third quarter of the immunization drive, 52% of the eligible population (18 + age) in Kerala were given the first dose and 29% the second dose.

■ Q1 ■ Q2 ■ Q3

### First Dose

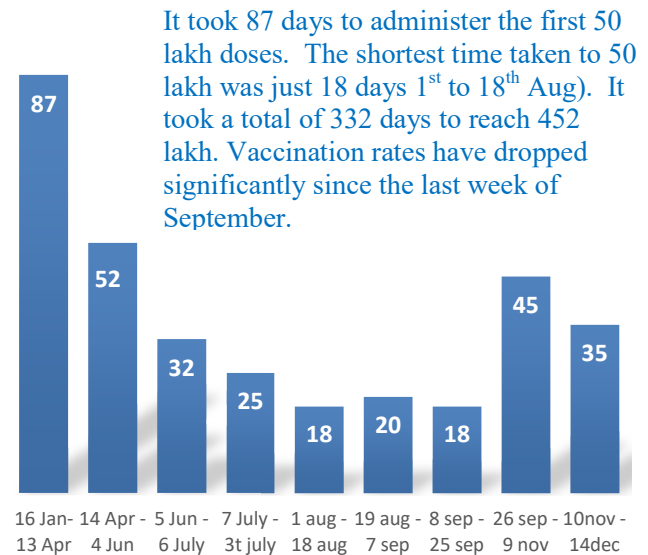


### Second Dose



## Dose Progression

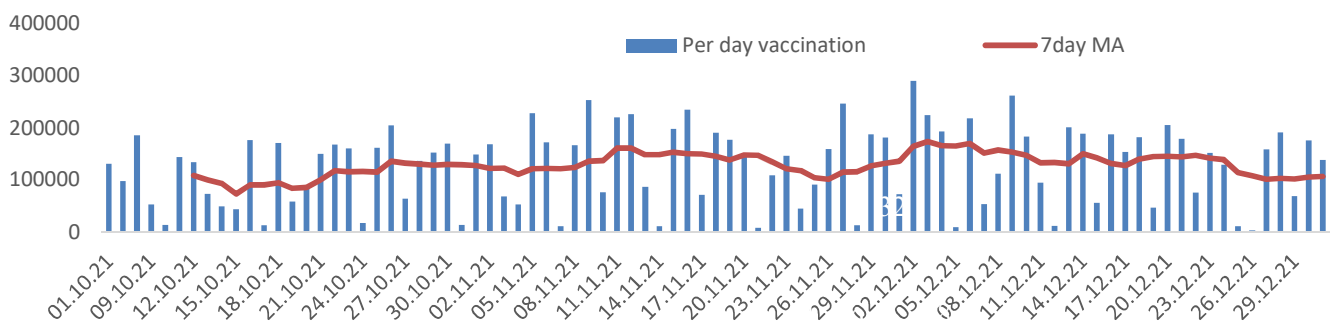
The chart shows the days taken for total COVID-19 Vaccination doses (both first and second) in Kerala to cross every 50 lakh dose mark



It took 87 days to administer the first 50 lakh doses. The shortest time taken to 50 lakh was just 18 days 1<sup>st</sup> to 18<sup>th</sup> Aug). It took a total of 332 days to reach 452 lakh. Vaccination rates have dropped significantly since the last week of September.

## Vaccine Administered per Day and 7 days Moving Average in Last Quarter (Oct -Dec)

The seven-day moving average of daily doses in the last quarter showed a peak on December 2<sup>nd</sup> and continued to fluctuate thereafter



## Important Message to the Public

- a. *Infection or infection rate is only a part and disease manifestation of disease is to be monitored*
- b. *Fatality among vaccinated people is very less. Disease severity among vaccinated people is less.*
- c. *People with comorbidity should be careful. Once detected covid positive they should get admitted and do not stay at home.*
- d. *Death among non-vaccinated people, especially people with comorbidity is because of late arrival in hospitals*
- e. *Diabetes and Hypertension together is the most common cause of patient death if they arrive late.*
- f. *Vaccinated people, only if symptomatic are advised to consult Doctor.*
- g. *Non Vaccinated people, if symptomatic, may do RTPCR test*
- h. *Antigen testing is only for emergency purpose*
- i. *Non vaccinated people with co-morbidities to do testing by RTPCR and consult doctor*
- j. *Repeat RTPCR is not needed among the people who are detected COVID positive in the previous 2 months*
- k. *All young person detected positive and at home isolation should do glucose test*

TABLE1.Total Vaccination done in the State as on 15/04/2022 midnight

State Summary (15+ years)-Total doses administered till 16/4/2022 at 12 AM								
District	Target	First Dose	Percent age	Second Dose	Percentage*	Precaution Dose	Percentage	Total doses administered
Alappuzha	1829568	1695614	93%	1561220	85%	117292	35%	33,74,126
Ernakulam	3217878	3223357	100%	2733324	85%	131787	27%	60,88,468
Idukki	950762	938303	99%	780617	82%	28743	21%	17,47,663
Kannur	2100307	2115318	101%	1851347	88%	102370	28%	40,69,035
Kasaragod	1092141	1020668	93%	849445	78%	38587	22%	19,08,700
Kollam	2268371	2169735	96%	1869587	82%	104951	28%	41,44,273
Kottayam	1704500	1627678	96%	1423982	84%	93965	33%	31,45,625
Kozhikode	2746273	2617219	95%	2164122	79%	90055	24%	48,71,396
Malappuram	3386535	3319368	98%	2587733	76%	74158	21%	59,81,259
Palakkad	2349082	2292619	98%	1951052	83%	101504	32%	43,45,175
Pathanamthitta	1118564	1135392	102%	957156	86%	98603	36%	21,91,151
Thiruvananthapuram	2914006	2812282	96%	2424115	83%	160546	29%	53,96,943
Thrissur	2767777	2578041	93%	2359923	85%	143944	38%	50,81,908
Wayanad	716933	729361	102%	627368	88%	31922	22%	13,88,651
<b>Grand Total</b>	<b>29,162,697</b>	<b>2,82,74,955</b>	<b>97%</b>	<b>2,41,40,991</b>	<b>83%</b>	<b>13,18,427</b>	<b>29%</b>	<b>5,37,34,373</b>

TABLE2.Covid-19 Vaccination Center Functional in the State as on 15/04/2022 midnight

DISTRICTS	12+	15+	18+	Total
Alappuzha	2	0	3	5
Ernakulam	0	0	5	5
Idukki	0	0	1	1
Kannur	0	0	2	2
Kasaragod	0	0	0	0
Kollam	0	3	8	11
Kottayam	0	0	1	1
Kozhikode	0	0	6	6
Malappuram	0	2	7	9
Palakkad	0	0	3	3
Pathanamthitta	0	0	4	4
Thiruvananthapuram	0	0	13	13
Thrissur	1	1	12	14
Wayanad	0	0	1	1
<b>GrandTotal</b>	<b>3</b>	<b>6</b>	<b>66</b>	<b>75</b>

TABLE3. Health Care Workers Coverage as on 15/04/2022 midnight

<i>DISTRICT</i>	<i>1st DOSE</i>	<i>2nd Dose</i>	<i>% fully vaccinated</i>	<i>Precaution dose</i>	<i>Precaution dose (%) *</i>
<b>Alappuzha</b>	29022	27213	94%	12634	53%
<b>Ernakulam</b>	85565	75748	89%	29583	44%
<b>Idukki</b>	13554	12997	96%	5393	48%
<b>Kannur</b>	40388	37508	93%	17260	51%
<b>Kasaragod</b>	11610	10806	93%	4532	48%
<b>Kollam</b>	36036	33794	94%	14113	49%
<b>Kottayam</b>	38706	36279	94%	15853	50%
<b>Kozhikode</b>	52734	47923	91%	16832	41%
<b>Malappuram</b>	44832	41971	94%	16385	48%
<b>Palakkad</b>	34674	31998	92%	14817	53%
<b>Pathanamthitta</b>	29336	25065	85%	10910	49%
<b>Thiruvananthapuram</b>	73422	66337	90%	25122	45%
<b>Thrissur</b>	51909	49163	95%	25008	58%
<b>Wayanad</b>	13978	13281	95%	6128	51%
<b>Grand Total</b>	<b>555766</b>	<b>510083</b>	<b>92%</b>	<b>214570</b>	<b>49%</b>

1st Dose coverage for HCW is 100%

\*Proportion of beneficiaries who are eligible ( completed 9 months after 2nd dose )

TABLE4. Frontline workers Coverage as on 15/04/2022 midnight

<i>DISTRICT</i>	<i>1st dose</i>	<i>2nd Dose</i>	<i>% fully vaccinated</i>	<i>Precaution dose</i>	<i>Precaution dose(%) *</i>
<b>Alappuzha</b>	39127	36729	94%	12056	38%
<b>Ernakulam</b>	54934	50314	92%	16796	39%
<b>Idukki</b>	22993	21323	93%	4848	29%
<b>Kannur</b>	41381	39947	97%	11135	32%
<b>Kasaragod</b>	24615	22456	91%	5799	30%
<b>Kollam</b>	42235	38796	92%	9245	30%
<b>Kottayam</b>	32140	30590	95%	10112	38%
<b>Kozhikode</b>	55272	52533	95%	8085	18%
<b>Malappuram</b>	53913	51239	95%	11584	27%
<b>Palakkad</b>	48096	45507	95%	14507	37%
<b>Pathanamthitta</b>	25249	22515	89%	6251	32%
<b>Thiruvananthapuram</b>	72995	67570	93%	18553	35%
<b>Thrissur</b>	41904	40722	97%	16070	46%
<b>Wayanad</b>	17021	16086	95%	3772	27%
<b>Grand Total</b>	<b>571875</b>	<b>536327</b>	<b>94%</b>	<b>148813</b>	<b>33%</b>

1st Dose coverage for FLW is 100%

\*Proportion of beneficiaries who are eligible ( completed 9 months after 2nd dose )



TABLE5.Age-Appropriate Group (45-59 Years) Coverage as on 15/04/2022 midnight

Table 5: Age appropriate group (45-59 years) coverage							
45-59 years Coverage as on			16/04/2022	at 12 AM			
District	Target	1st Dose Coverage	Percentage	2nd Dose Coverage	Percentage fully vaccinated	Precaution dose	%
Alappuzha	535436	438768	82%	414714	77%	172	0.23%
Ernakulam	809349	783365	97%	700626	87%	1011	0.96%
Idukki	237564	246913	104%	218671	92%	35	0.10%
Kannur	527295	515651	98%	478559	91%	148	0.16%
Kasaragod	253027	252126	100%	223467	88%	4	0.01%
Kollam	541201	559839	103%	500777	93%	223	0.22%
Kottayam	478470	414026	87%	373401	78%	195	0.39%
Kozhikode	658949	654533	99%	579520	88%	181	0.20%
Malappuram	733338	722629	99%	625578	85%	80	0.09%
Palakkad	614226	547028	89%	497720	81%	283	0.38%
Pathanamthitta	264372	281700	107%	251184	95%	160	0.28%
Thiruvananthapuram	735836	681358	93%	611673	83%	1141	0.79%
Thrissur	689418	663760	96%	623030	90%	517	0.76%
Wayanad	170537	177113	104%	164117	96%	10	0.02%
<b>Grand Total</b>	<b>7249018</b>	<b>69,38,809</b>	<b>96%</b>	<b>62,63,037</b>	<b>86%</b>	<b>4160</b>	<b>0.39%</b>

TABLE6.Age-Appropriate Group (≥60 Years) Coverage as on 15/04/2022midnight

Table 6: Age appropriate group (≥ 60 years) coverage							
≥ 60 years Coverage as on			16/04/2022	at 12 AM			
District	Target	1st Dose Coverage	Percentage	2nd Dose Coverage	Percentage fully vaccinated	Precaution dose	%
Alappuzha	424565	428817	101%	399598	94%	92390	47%
Ernakulam	673885	676031	100%	619214	92%	84160	34%
Idukki	193981	194522	100%	172659	89%	18460	26%
Kannur	438602	444354	101%	411676	94%	73792	39%
Kasaragod	182460	181661	100%	160049	88%	28249	33%
Kollam	497558	499357	100%	453807	91%	81319	40%
Kottayam	418008	419517	100%	383091	92%	67775	42%
Kozhikode	526896	528955	100%	478833	91%	64919	34%
Malappuram	477642	487972	102%	433286	91%	46096	29%
Palakkad	437708	439678	100%	400771	92%	71871	43%
Pathanamthitta	311297	312076	100%	280106	90%	81257	48%
Thiruvananthapuram	630465	632779	100%	569803	90%	115647	41%
Thrissur	581781	587911	101%	556503	96%	102247	48%
Wayanad	128009	128280	100%	114236	89%	22011	31%
<b>Grand Total</b>	<b>5922857</b>	<b>59,61,910</b>	<b>101%</b>	<b>54,33,632</b>	<b>92%</b>	<b>9,50,193</b>	<b>39%</b>

TABLE 6. Age-Appropriate Group (18-44Years) Coverage as on 15/04/2022 midnight

18-44 years Coverage as on 16/04/2022 at 12 AM							
District	Target	First Dose					
		1st Dose Coverage	Percentage	2nd Dose Coverage	Percentage fully vaccinated	Precaution dose	%
Alappuzha	744178	668876	90%	625195	84%	40	0.42%
Ernakulam	1470864	1507928	103%	1214645	83%	237	1.14%
Idukki	437537	418870	96%	330181	75%	7	0.19%
Kannur	947964	963626	102%	817714	86%	35	0.20%
Kasaragod	556876	500470	90%	403636	72%	3	0.03%
Kollam	1054752	931229	88%	781047	74%	51	0.34%
Kottayam	665544	654173	98%	559881	84%	30	0.23%
Kozhikode	1313678	1218492	93%	953308	73%	38	0.27%
Malappuram	1777378	1826509	103%	1364434	77%	13	0.05%
Palakkad	1088327	1084713	100%	900409	83%	26	0.24%
Pathanamthitta	460819	442543	96%	350839	76%	25	0.27%
Thiruvananthapuram	1309099	1246184	95%	1049514	80%	83	0.49%
Thrissur	1274465	1096473	86%	1007440	79%	102	0.60%
Wayanad	361152	354125	98%	299416	83%	1	0.02%
<b>Grand Total</b>	<b>13462633</b>	<b>1,29,14,211</b>	<b>96%</b>	<b>1,06,57,659</b>	<b>79%</b>	<b>691</b>	<b>0.36%</b>
<b>*Among those who have taken first dose</b>							

TABLE 7. Age-Appropriate Group (15-17 Years) Coverage as on 15/04/2022midnight

15-17 years Coverage as on 16/04/2022 at 12 AM					
District	Target	1st Dose Coverage	Percentage	2nd Dose Coverage	Percentage fully vaccinated
Alappuzha	80832	76043	94%	57634	71%
Ernakulam	172307	110400	64%	72777	42%
Idukki	51339	35318	69%	24786	48%
Kannur	97722	98747	101%	65943	67%
Kasaragod	60496	48404	80%	29031	48%
Kollam	105234	94177	89%	61365	58%
Kottayam	85400	63682	75%	40740	48%
Kozhikode	143028	105492	74%	52005	36%
Malappuram	241212	176654	73%	71192	30%
Palakkad	132742	113247	85%	74613	56%
Pathanamthitta	48854	38649	79%	27434	56%
Thiruvananthapuram	145238	99009	68%	59218	41%
Thrissur	123540	120160	97%	83061	67%
Wayanad	29245	34352	117%	20232	69%
<b>Grand Total</b>	<b>1,517,189</b>	<b>12,14,334</b>	<b>79%</b>	<b>7,40,031</b>	<b>48%</b>

Table 8: Age appropriate group (12-14 years) Coverage as on 15/04/2022midnight

District	12-14 years Coverage as on		16/4/2022	at 12 AM
	1st Dose Coverage	Percentage	2nd Dose Coverage	Percentage fully vaccinated
Alappuzha	14961	35%	137	0%
Ernakulam	5134	6%	0	0%
Idukki	6133	21%	0	0%
Kannur	11171	13%	0	0%
Kasaragod	1782	4%	0	0%
Kollam	6862	10%	1	0%
Kottayam	5434	10%	0	0%
Kozhikode	1741	2%	0	0%
Malappuram	6859	4%	33	0%
Palakkad	25183	33%	34	0%
Pathanamthitta	5839	18%	13	0%
Thiruvananthapuram	6535	7%	0	0%
Thrissur	15924	16%	4	0%
Wayanad	4492	16%	0	0%
<b>Grand Total</b>	<b>1,18,050</b>	<b>12%</b>	<b>222</b>	<b>0%</b>

TABLE9.State Summary (18+) as on 15/04/2022 midnight

State Summary (18+) 16-04-2022				at 12 AM			
District	Target	First Dose	Percentage	Second Dose	Percentage*	Precaution Dose	Percentage
Alappuzha	1704179	1604610	94%	1503449	88%	117292	35%
Ernakulam	2954098	3107823	105%	2660547	90%	131787	27%
Idukki	869082	896852	103%	755831	87%	28743	21%
Kannur	1913861	2005400	105%	1785404	93%	102370	28%
Kasaragod	992363	970482	98%	820414	83%	38587	22%
Kollam	2093511	2068696	99%	1808221	86%	104951	28%
Kottayam	1562022	1558562	100%	1383242	89%	93965	33%
Kozhikode	2499523	2509986	100%	2112117	85%	90055	24%
Malappuram	2988358	3135855	105%	2516508	84%	74158	21%
Palakkad	2140261	2154189	101%	1876405	88%	101504	32%
Pathanamthitta	1036488	1090904	105%	929709	90%	98603	36%
Thiruvananthapuram	2675400	2706738	101%	2364897	88%	160546	29%
Thrissur	2545664	2441957	96%	2276858	89%	143944	38%
Wayanad	659698	690517	105%	607136	92%	31922	22%
<b>Grand Total</b>	<b>2,66,34,508</b>	<b>2,69,42,571</b>	<b>101%</b>	<b>2,34,00,738</b>	<b>88%</b>	<b>1318427</b>	<b>29%</b>

\*Revised target population(> 18 years) as per MOHFW is 2.67 crores

\*As per letter from Additional Secretary MOHFW- D O No 2317579/2021/Imm dated 15/09/2021

TABLE 10. Achievement for the day 15/04/2022 midnight

Daily achievement		16-04-2022		
District	First Dose	Second Dose	Precaution dose	Total Doses Administered
Alappuzha	17	7	30	54
Ernakulam	2	12	88	102
Idukki	0	0	0	0
Kannur	0	0	0	0
Kasaragod	0	0	0	0
Kollam	17	88	206	311
Kottayam	0	4	8	12
Kozhikode	10	6	3	19
Malappuram	2	20	21	43
Palakkad	1	2	3	6
Pathanamthitta	0	0	0	0
Thiruvananthapuram	9	72	334	415
Thrissur	1	3	23	27
Wayanad	0	3	14	17
<b>Grand Total</b>	<b>59</b>	<b>217</b>	<b>730</b>	<b>1006</b>

\*\* Vaccine stock details couldn't be downloaded from e-VIN portal as the portal is down.

TABLE11.COVID Vaccination related sites

<a href="mailto:support@cowin.gov.in">support@cowin.gov.in</a> <a href="https://www.cowin.gov.in/home">https://www.cowin.gov.in/home</a> <a href="https://dashboard.kerala.gov.in/">https://dashboard.kerala.gov.in/</a> <a href="https://dhs.kerala.gov.in/https://aogyakeralam.gov.in/https://sha.kerala.gov.in/">https://dhs.kerala.gov.in/https://aogyakeralam.gov.in/https://sha.kerala.gov.in/</a>
---

TABLE10.COVID Vaccination related Helpline numbers

National/State/District	Line1	Line2	Line3
National Helpline	1075	+91 1123978046	0120 4473222
Disha	1056	04712552056	
StateCallCenter	04712309251	04712309252	04712309255
Thiruvananthapuram	9188610100	1077	
Kollam	04742797609	8589015556	
Pathanamthitta	04682222515	04682228220	
Alappuzha	04772239999		
Kottayam	04812565200	04812304800	04812581900
Idukki	18004255640	04862232220	04862233118
Ernakulam	9072303861		
Thrissur	9400066921	9400066922	9400066923
Palakkad	04912505264	04912505189	8943341439
Malappuram	04832733253	04832737858	04832733252
Kozhikode	7594001442		
Wayanad	04936202343	04936202375	9072510900
Kannur	04972700194		
Kasargod	9061076590	9061079244	9061078026