



[www.health.kerala.gov.in](http://www.health.kerala.gov.in)

**COVID-19 OUTBREAK CONTROL AND PREVENTION STATE CELL  
HEALTH & FAMILY WELFARE DEPARTMENT**

[www.dhs.kerala.gov.in](http://www.dhs.kerala.gov.in)

[controlroomdhskerala@gmail.com](mailto:controlroomdhskerala@gmail.com)

**KeralaHEALTH-COVID-19 DAILY VACCINATION BULLETIN**

**Date: 18/04/2022**

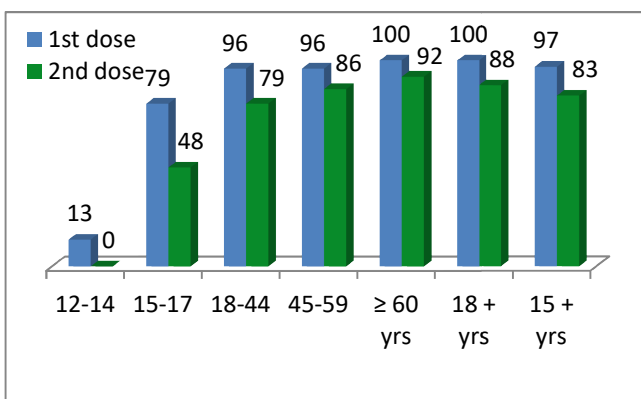
**OUR HEALTH OUR RESPONSIBILITY  
VACCINE ADVISORY**

- *People who are vaccinated with Covid Vaccine are reported to have reduced Covid related ICU admissions, serious disease and death.*
- *Early vaccination is useful to safeguard our life from this deadly disease.*
- *Vaccination sessions are planned as per the availability of vaccine. All are requested to cooperate.*
- *After receiving the first dose, second dose of Covishield vaccine is to be taken between 12–16weeks and second dose of Covaxin between 4-6 weeks.*
- *Covid vaccination is currently available to all above 15 years. Children in 15-18 age group will get Covaxin.*
- *Health Staffs, Frontline workers and people above 60 years with co-morbidities will get precaution dose after 9 months or 39 weeks from the second dose. The Same vaccine administered as first and second dose is to be taken as precaution dose. People above 60 years with co-morbidities should take medical advice before receiving precaution dose.*
- *Vaccination is available free of cost in all Government covid vaccination centers, and at a nominal rate (as per the Gol order F.No.2079203/2021/Immunization) in selected private Hospitals.*
- ***ENSURE ALL YOUR ELIGIBLE FAMILY MEMBERS ARE PROTECTED BY RECEIVING ANY OF THE AVAILABLE COVID VACCINE.***
- ***“BOTH COVAXIN AND COVISHIELD ARE EQUALLY EFFECTIVE AND SAFE”***
- ***“BE FULLY PROTECTED – GET THE SECOND DOSE AT YOUR SCHEDULED TIME”***

### ANALYSIS

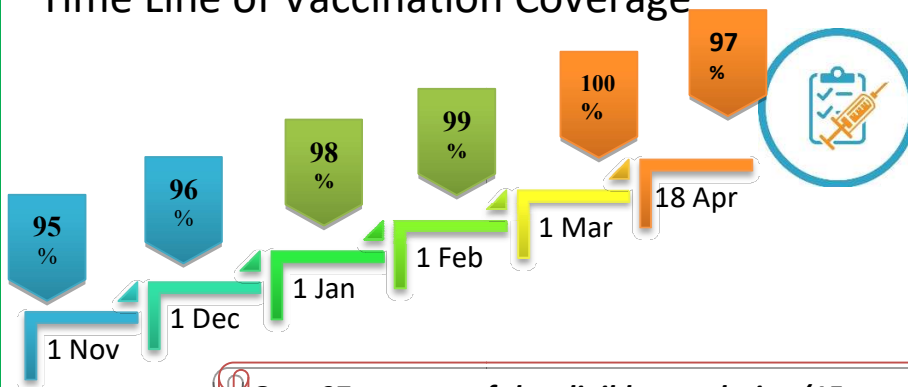
COVID-19 mass vaccinations are showing signs of preventing illness and steep decline in cases and hospital admissions in countries which done vaccination. Kerala started its vaccination for health care workers from January 16, 2021. The COVID-19 Vaccines Operational Guidelines issued by the Ministry of Health and Family Welfare, Govt. of India, 28th December 2020 and all subsequent Guidelines issued by Ministry of Health and Family Welfare, Govt of India are followed at the sites and all vaccination lanes

### Summary of COVID Vaccine Administered as on 18-04-2022 midnight



- 97%** of eligible population vaccinated with a single dose till April 18
- 83%** of eligible population vaccinated with double dose till April 18
- State has vaccinated about **79%** of children aged 15 - 17 years with a single dose

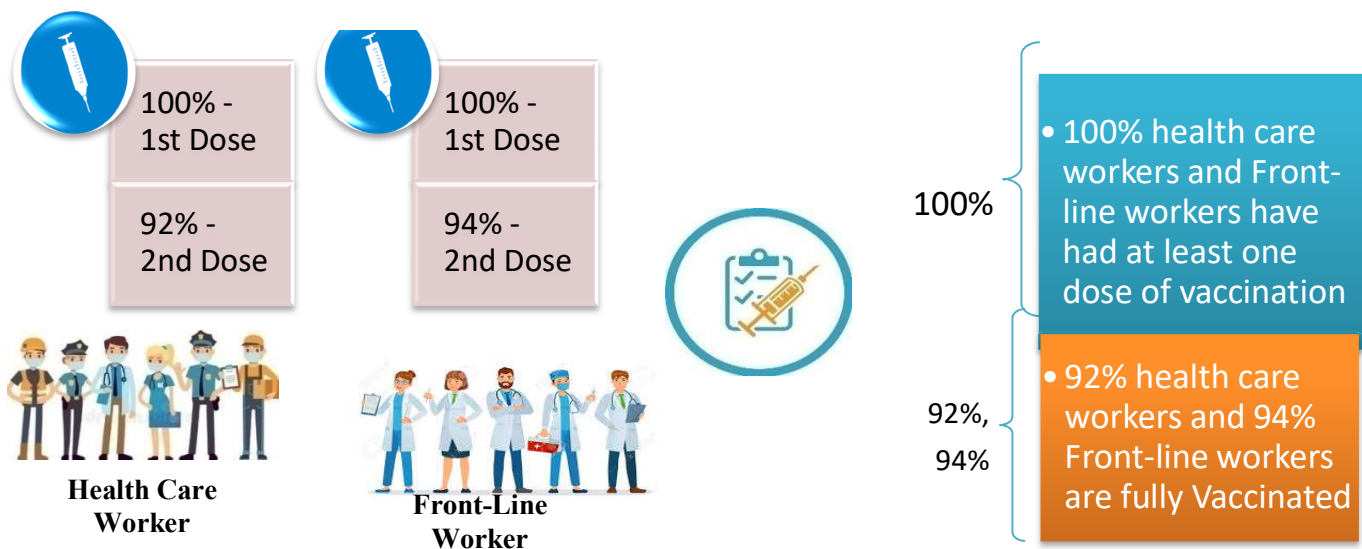
### Time Line of Vaccination Coverage



Kerala began administration of COVID 19 Vaccines on 16<sup>th</sup> January, 2021. As of 18<sup>th</sup> April 2022, Kerala has administered over 53 million doses overall, including first and second doses of vaccines.


**Over 97 per cent of the eligible population (15 + years) in Kerala has been administered the first dose of the Covid-19 vaccine. The state has achieved the target within 464 days since the beginning of the vaccination drive on January 16, 2021**

## Health Care Workers & Front-line Workers Vaccinated



### Are You Vaccinated? You Still Need to Practice: SMS

- Even after vaccination, follow COVID appropriate behavior
- Practice Social Distancing and greet without physical contact
- Always wear clean face mask
- Wash your hands thoroughly and frequently or use hand sanitizer
- Follow the current COVID 19 guidelines to prevent further spread
- Stay Safe. Stay Strong. Get Vaccinated



Even After Getting Vaccinated Keep Taking Precautions to Protect Your Self



# The Race Towards Full Vaccination - Weekly Trend

2<sup>nd</sup> – 8<sup>th</sup> April 2022

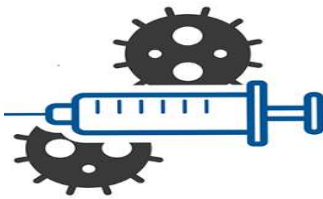
Kerala Administered over

## 0.75 Lakh

COVID Vaccine Doses

in the last 7 days

(2<sup>nd</sup> – 8<sup>th</sup> April, 2022)



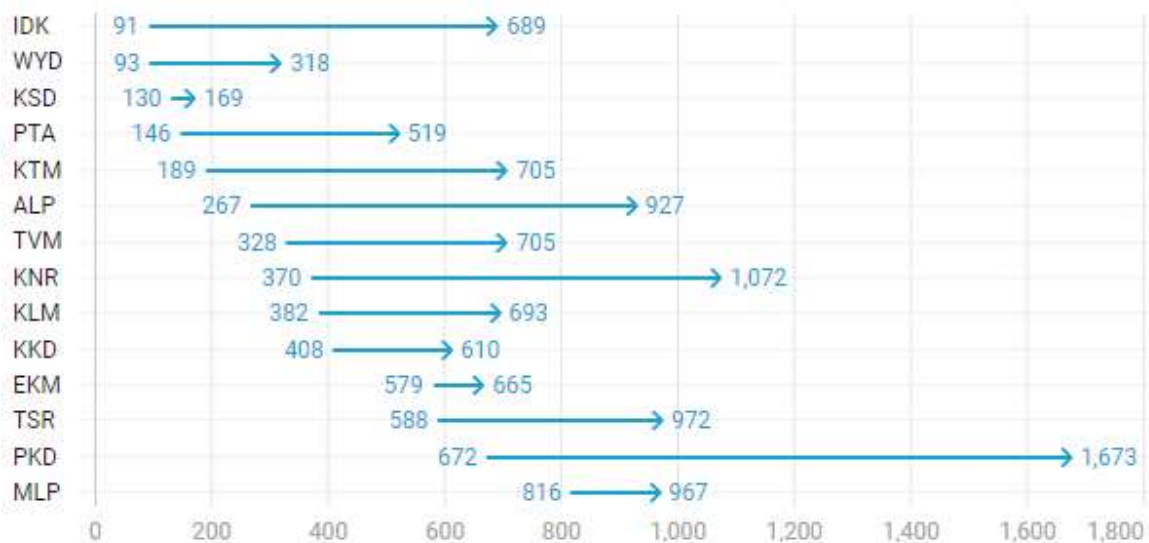
From 2<sup>nd</sup> - 8<sup>th</sup> April, 2022 on average

**0.11 lakh** doses were administered daily.

Average Doses Administered Per day per week (in 1000)



Trend in average per day vaccination for the last two weeks



# Race Against Time – Vaccination Quarterly Status

(Q1:16<sup>th</sup> Jan-Mar, Q2: Apr-June, Q3: July-Sep, Q4: Oct-Dec)

## Daily Average Doses Administered per Quarter

In the first Quarter, only 42201 first doses and 5324 second doses were administered daily on average. During the second, third and fourth quarters, the daily vaccination of the first and second doses increased significantly.



## Vaccination Achievement per Quarter

In the third quarter of the immunization drive, 52% of the eligible population (18 + age) in Kerala were given the first dose and 29% the second dose.

## Dose Progression

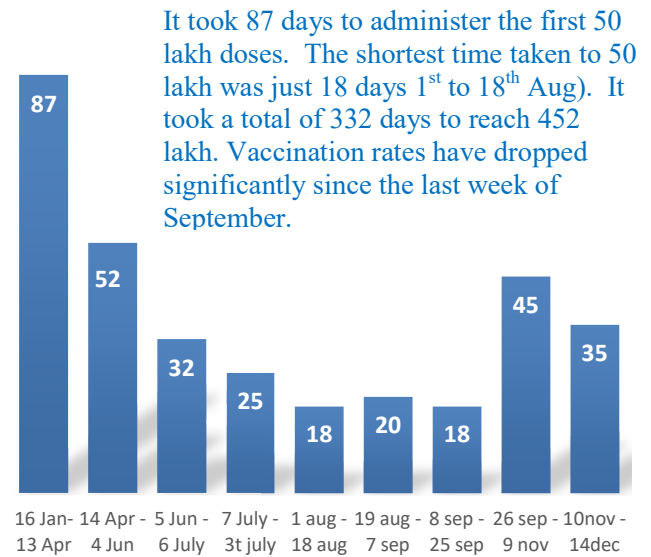
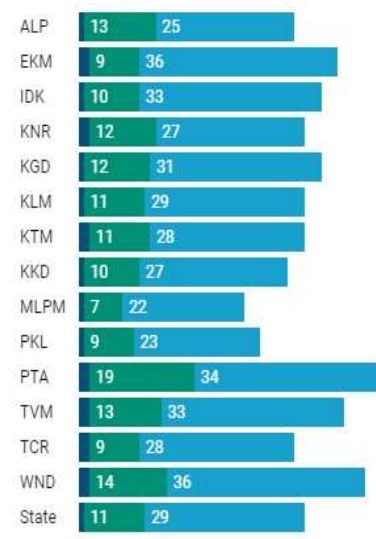
The chart shows the days taken for total COVID-19 Vaccination doses (both first and second) in Kerala to cross every 50 lakh dose mark

■ Q1 ■ Q2 ■ Q3

### First Dose



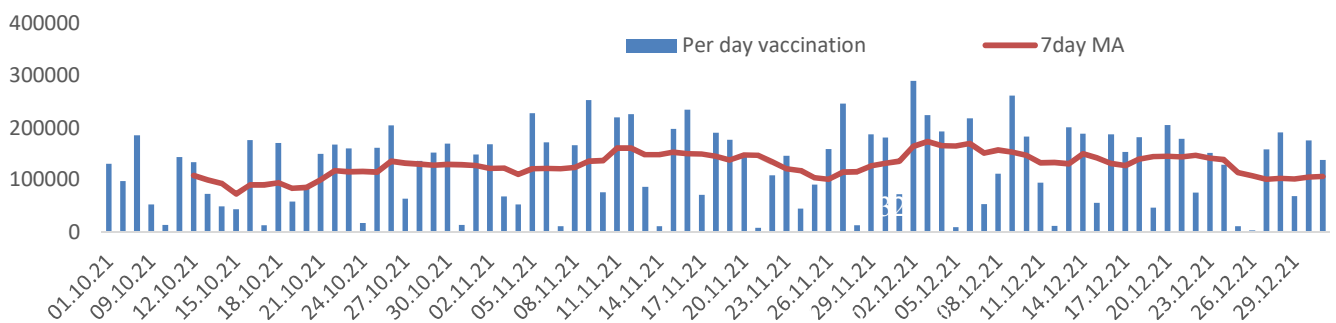
### Second Dose



It took 87 days to administer the first 50 lakh doses. The shortest time taken to 50 lakh was just 18 days 1<sup>st</sup> to 18<sup>th</sup> Aug). It took a total of 332 days to reach 452 lakh. Vaccination rates have dropped significantly since the last week of September.

## Vaccine Administered per Day and 7 days Moving Average in Last Quarter (Oct -Dec)

The seven-day moving average of daily doses in the last quarter showed a peak on December 2<sup>nd</sup> and continued to fluctuate thereafter



## Important Message to the Public

- a. *Infection or infection rate is only a part and disease manifestation of disease is to be monitored*
- b. *Fatality among vaccinated people is very less. Disease severity among vaccinated people is less.*
- c. *People with comorbidity should be careful. Once detected covid positive they should get admitted and do not stay at home.*
- d. *Death among non-vaccinated people, especially people with comorbidity is because of late arrival in hospitals*
- e. *Diabetes and Hypertension together is the most common cause of patient death if they arrive late.*
- f. *Vaccinated people, only if symptomatic are advised to consult Doctor.*
- g. *Non Vaccinated people, if symptomatic, may do RTPCR test*
- h. *Antigen testing is only for emergency purpose*
- i. *Non vaccinated people with co-morbidities to do testing by RTPCR and consult doctor*
- j. *Repeat RTPCR is not needed among the people who are detected COVID positive in the previous 2 months*
- k. *All young person detected positive and at home isolation should do glucose test*

TABLE1.Total Vaccination done in the State as on 18/04/2022 midnight

State Summary (15+ years)-Total doses administered till 19/4/2022 at 12 AM								
District	Target	First Dose	Percent age	Second Dose	Percentage*	Precaution Dose	Percentage	Total doses administered
Alappuzha	1829568	1696160	93%	1563186	85%	121605	34%	33,80,951
Ernakulam	3217878	3223434	100%	2733587	85%	132895	25%	60,89,916
Idukki	950762	938582	99%	780981	82%	29385	20%	17,48,948
Kannur	2100307	2116360	101%	1852586	88%	103942	27%	40,72,888
Kasaragod	1092141	1021267	93%	850637	78%	39368	21%	19,11,272
Kollam	2268371	2171973	96%	1870531	82%	106912	27%	41,49,416
Kottayam	1704500	1628209	96%	1424991	84%	96251	32%	31,49,451
Kozhikode	2746273	2617902	95%	2166096	79%	92674	22%	48,76,672
Malappuram	3386535	3320162	98%	2589537	76%	75318	20%	59,85,017
Palakkad	2349082	2293380	98%	1952931	83%	103432	30%	43,49,743
Pathanamthitta	1118564	1136239	102%	957917	86%	100436	34%	21,94,592
Thiruvananthapuram	2914006	2814760	97%	2424432	83%	161476	27%	54,00,668
Thrissur	2767777	2580823	93%	2362305	85%	146556	35%	50,89,684
Wayanad	716933	729614	102%	627690	88%	32130	20%	13,89,434
<b>Grand Total</b>	<b>29,162,697</b>	<b>2,82,88,865</b>	<b>97%</b>	<b>2,41,57,407</b>	<b>83%</b>	<b>13,42,380</b>	<b>27%</b>	<b>5,37,88,652</b>

TABLE2.Covid-19 Vaccination Center Functional in the State as on 18/04/2022 midnight

DISTRICTS	12+	15+	18+	Total
Alappuzha	0	1	87	88
Ernakulam	0	1	19	20
Idukki	7	7	23	37
Kannur	11	7	27	45
Kasaragod	0	0	47	47
Kollam	5	14	30	49
Kottayam	13	9	49	71
Kozhikode	3	9	76	88
Malappuram	26	22	50	98
Palakkad	11	4	37	52
Pathanamthitta	2	8	27	37
Thiruvananthapuram	0	1	19	20
Thrissur	30	34	46	110
Wayanad	2	1	3	6
<b>GrandTotal</b>	<b>110</b>	<b>118</b>	<b>540</b>	<b>768</b>

TABLE3. Health Care Workers Coverage as on 18/04/2022 midnight

<i>DISTRICT</i>	<i>1st DOSE</i>	<i>2nd Dose</i>	<i>% fully vaccinated</i>	<i>Precaution dose</i>	<i>Precaution dose (%) *</i>
<b>Alappuzha</b>	29022	27214	94%	12704	53%
<b>Ernakulam</b>	85565	75750	89%	29611	44%
<b>Idukki</b>	13554	12998	96%	5409	47%
<b>Kannur</b>	40388	37511	93%	17302	51%
<b>Kasaragod</b>	11610	10806	93%	4549	48%
<b>Kollam</b>	36036	33796	94%	14143	49%
<b>Kottayam</b>	38706	36281	94%	15904	50%
<b>Kozhikode</b>	52734	47925	91%	16883	41%
<b>Malappuram</b>	44832	41972	94%	16447	48%
<b>Palakkad</b>	34674	31999	92%	14846	53%
<b>Pathanamthitta</b>	29336	25067	85%	10965	49%
<b>Thiruvananthapuram</b>	73422	66337	90%	25148	45%
<b>Thrissur</b>	51909	49164	95%	25053	57%
<b>Wayanad</b>	13978	13281	95%	6133	51%
<b>Grand Total</b>	<b>555766</b>	<b>510101</b>	<b>92%</b>	<b>215097</b>	<b>48%</b>

1st Dose coverage for HCW is 100%

\*Proportion of beneficiaries who are eligible ( completed 9 months after 2nd dose )

TABLE4. Frontline workers Coverage as on 18/04/2022 midnight

<i>DISTRICT</i>	<i>1st dose</i>	<i>2nd Dose</i>	<i>% fully vaccinated</i>	<i>Precaution dose</i>	<i>Precaution dose(%) *</i>
<b>Alappuzha</b>	39127	36732	94%	12133	38%
<b>Ernakulam</b>	54934	50314	92%	16816	39%
<b>Idukki</b>	22993	21323	93%	4869	29%
<b>Kannur</b>	41381	39950	97%	11169	32%
<b>Kasaragod</b>	24615	22457	91%	5822	30%
<b>Kollam</b>	42235	38798	92%	9290	29%
<b>Kottayam</b>	32140	30590	95%	10158	38%
<b>Kozhikode</b>	55273	52535	95%	8201	18%
<b>Malappuram</b>	53913	51240	95%	11631	27%
<b>Palakkad</b>	48096	45509	95%	14569	37%
<b>Pathanamthitta</b>	25249	22515	89%	6310	32%
<b>Thiruvananthapuram</b>	72995	67572	93%	18598	35%
<b>Thrissur</b>	41904	40722	97%	16116	46%
<b>Wayanad</b>	17021	16088	95%	3781	27%
<b>Grand Total</b>	<b>571876</b>	<b>536345</b>	<b>94%</b>	<b>149463</b>	<b>33%</b>

1st Dose coverage for FLW is 100%

\*Proportion of beneficiaries who are eligible ( completed 9 months after 2nd dose )



TABLE5.Age-Appropriate Group (45-59 Years) Coverage as on 18/04/2022 midnight

Table 5: Age appropriate group (45-59 years) coverage							
45-59 years Coverage as on			19/04/2022 at 12 AM				
District	Target	1st Dose Coverage	Percentage	2nd Dose Coverage	Percentage fully vaccinated	Precaution dose	%
Alappuzha	535436	438779	82%	414861	77%	313	0.35%
Ernakulam	809349	783369	97%	700647	87%	1554	1.25%
Idukki	237564	246915	104%	218702	92%	60	0.14%
Kannur	527295	515659	98%	478631	91%	290	0.28%
Kasaragod	253027	252140	100%	223517	88%	21	0.03%
Kollam	541201	559857	103%	500873	93%	379	0.35%
Kottayam	478470	414033	87%	373512	78%	344	0.56%
Kozhikode	658949	654568	99%	579674	88%	350	0.31%
Malappuram	733338	722645	99%	625737	85%	151	0.15%
Palakkad	614226	547040	89%	497816	81%	527	0.61%
Pathanamthitta	264372	281709	107%	251230	95%	252	0.38%
Thiruvananthapuram	735836	681370	93%	611714	83%	1545	0.93%
Thrissur	689418	663767	96%	623139	90%	932	1.05%
Wayanad	170537	177114	104%	164129	96%	20	0.04%
<b>Grand Total</b>	<b>7249018</b>	<b>69,38,965</b>	<b>96%</b>	<b>62,64,182</b>	<b>86%</b>	<b>6738</b>	<b>0.53%</b>

TABLE6.Age-Appropriate Group (≥60 Years) Coverage as on 18/04/2022midnight

Table 6: Age appropriate group (≥ 60 years) coverage							
≥ 60 years Coverage as on			19/04/2022 at 12 AM				
District	Target	1st Dose Coverage	Percentage	2nd Dose Coverage	Percentage fully vaccinated	Precaution dose	%
Alappuzha	424565	428824	101%	399720	94%	96391	47%
Ernakulam	673885	676033	100%	619231	92%	84601	32%
Idukki	193981	194523	100%	172678	89%	19037	25%
Kannur	438602	444358	101%	411710	94%	75135	38%
Kasaragod	182460	181669	100%	160079	88%	28971	33%
Kollam	497558	499359	100%	453870	91%	83019	40%
Kottayam	418008	419532	100%	383160	92%	69786	41%
Kozhikode	526896	528973	100%	478919	91%	67174	32%
Malappuram	477642	487977	102%	433345	91%	47067	28%
Palakkad	437708	439681	100%	400848	92%	73452	42%
Pathanamthitta	311297	312089	100%	280144	90%	82861	47%
Thiruvananthapuram	630465	632780	100%	569836	90%	116081	39%
Thrissur	581781	587914	101%	556567	96%	104301	46%
Wayanad	128009	128281	100%	114238	89%	22193	30%
<b>Grand Total</b>	<b>5922857</b>	<b>59,61,993</b>	<b>101%</b>	<b>54,34,345</b>	<b>92%</b>	<b>9,70,069</b>	<b>38%</b>

TABLE 6. Age-Appropriate Group (18-44Years) Coverage as on 18/04/2022 midnight

18-44 years Coverage as on 19/04/2022 at 12 AM							
District	Target	First Dose					
		1st Dose Coverage	Percentage	2nd Dose Coverage	Percentage fully vaccinated	Precaution dose	%
Alappuzha	744178	668954	90%	626060	84%	64	0.61%
Ernakulam	1470864	1507958	103%	1214823	83%	313	1.32%
Idukki	437537	418896	96%	330418	76%	10	0.25%
Kannur	947964	963677	102%	818422	86%	46	0.23%
Kasaragod	556876	500560	90%	404446	73%	5	0.06%
Kollam	1054752	931282	88%	781664	74%	81	0.51%
Kottayam	665544	654262	98%	560469	84%	59	0.42%
Kozhikode	1313678	1218716	93%	954563	73%	66	0.35%
Malappuram	1777378	1826682	103%	1365652	77%	22	0.07%
Palakkad	1088327	1084775	100%	901265	83%	38	0.30%
Pathanamthitta	460819	442569	96%	351352	76%	48	0.48%
Thiruvananthapuram	1309099	1246227	95%	1049705	80%	104	0.57%
Thrissur	1274465	1096521	86%	1008316	79%	154	0.84%
Wayanad	361152	354145	98%	299583	83%	3	0.05%
<b>Grand Total</b>	<b>13462633</b>	<b>1,29,15,224</b>	<b>96%</b>	<b>1,06,66,738</b>	<b>79%</b>	<b>1013</b>	<b>0.48%</b>
*Among those who have taken first dose							

TABLE 7. Age-Appropriate Group (15-17 Years) Coverage as on 18/04/2022midnight

15-17 years Coverage as on 19/04/2022 at 12 AM					
District	Target	1st Dose Coverage	Percentage	2nd Dose Coverage	Percentage fully vaccinated
Alappuzha	80832	76303	94%	58200	72%
Ernakulam	172307	110420	64%	72822	42%
Idukki	51339	35342	69%	24854	48%
Kannur	97722	98791	101%	66148	68%
Kasaragod	60496	48438	80%	29208	48%
Kollam	105234	94236	90%	61527	58%
Kottayam	85400	63766	75%	40969	48%
Kozhikode	143028	105628	74%	52425	37%
Malappuram	241212	176720	73%	71485	30%
Palakkad	132742	113323	85%	74855	56%
Pathanamthitta	48854	38695	79%	27525	56%
Thiruvananthapuram	145238	99025	68%	59247	41%
Thrissur	123540	120261	97%	83355	67%
Wayanad	29245	34381	118%	20314	69%
<b>Grand Total</b>	<b>1,517,189</b>	<b>12,15,329</b>	<b>79%</b>	<b>7,42,934</b>	<b>48%</b>

Table 8: Age appropriate group (12-14 years) Coverage as on 18/04/2022midnight

12-14 years Coverage as on			19/4/2022	at 12 AM
District	1st Dose Coverage	Percentage	2nd Dose Coverage	Percentage fully vaccinated
Alappuzha	15151	35%	399	0.9%
Ernakulam	5155	6%	0	0.0%
Idukki	6359	21%	8	0.0%
Kannur	12106	14%	214	0.2%
Kasaragod	2235	6%	124	0.3%
Kollam	8968	13%	3	0.0%
Kottayam	5770	10%	10	0.0%
Kozhikode	2010	2%	55	0.1%
Malappuram	7393	5%	106	0.1%
Palakkad	25791	34%	639	0.8%
Pathanamthitta	6592	20%	84	0.3%
Thiruvananthapuram	8941	10%	21	0.0%
Thrissur	18547	19%	1042	1.0%
Wayanad	4694	17%	57	0.2%
<b>Grand Total</b>	<b>1,29,712</b>	<b>13%</b>	<b>2,762</b>	<b>0.3%</b>

TABLE9.State Summary (18+) as on 18/04/2022 midnight

State Summary (18+) 19-04-2022				at 12 AM			
District	Target	First Dose	Percentage	Second Dose	Percentage*	Precaution Dose	Percentage
Alappuzha	1704179	1604706	94%	1504587	88%	121605	34%
Ernakulam	2954098	3107859	105%	2660765	90%	132895	25%
Idukki	869082	896881	103%	756119	87%	29385	20%
Kannur	1913861	2005463	105%	1786224	93%	103942	27%
Kasaragod	992363	970594	98%	821305	83%	39368	21%
Kollam	2093511	2068769	99%	1809001	86%	106912	27%
Kottayam	1562022	1558673	100%	1384012	89%	96251	32%
Kozhikode	2499523	2510264	100%	2113616	85%	92674	22%
Malappuram	2988358	3136049	105%	2517946	84%	75318	20%
Palakkad	2140261	2154266	101%	1877437	88%	103432	30%
Pathanamthitta	1036488	1090952	105%	930308	90%	100436	34%
Thiruvananthapuram	2675400	2706794	101%	2365164	88%	161476	27%
Thrissur	2545664	2442015	96%	2277908	89%	146556	35%
Wayanad	659698	690539	105%	607319	92%	32130	20%
<b>Grand Total</b>	<b>2,66,34,508</b>	<b>2,69,43,824</b>	<b>101%</b>	<b>2,34,11,711</b>	<b>88%</b>	<b>1342380</b>	<b>27%</b>

\*Revised target population(> 18 years) as per MOHFW is 2.67 crores

\*As per letter from Additional Secretary MOHFW- D O No 2317579/2021/Imm dated 15/09/2021

TABLE 10. Achievement for the day 18/04/2022 midnight

Daily achievement		19-04-2022		
District	First Dose	Second Dose	Precaution dose	Total Doses Administered
Alappuzha	129	1041	3817	4987
Ernakulam	30	123	570	723
Idukki	266	358	607	1231
Kannur	614	867	1247	2728
Kasaragod	111	915	716	1742
Kollam	306	710	1541	2557
Kottayam	370	584	1693	2647
Kozhikode	279	1165	2107	3551
Malappuram	550	1444	944	2938
Palakkad	454	1450	1604	3508
Pathanamthitta	176	446	1138	1760
Thiruvananthapuram	26	176	474	676
Thrissur	768	1552	2116	4436
Wayanad	196	250	184	630
<b>Grand Total</b>	<b>4275</b>	<b>11081</b>	<b>18758</b>	<b>34114</b>

\*\* Vaccine stock details couldn't be downloaded from e-VIN portal as the portal is down.

TABLE11.COVID Vaccination related sites

<a href="mailto:support@cowin.gov.in">support@cowin.gov.in</a> <a href="https://www.cowin.gov.in/home">https://www.cowin.gov.in/home</a> <a href="https://dashboard.kerala.gov.in/">https://dashboard.kerala.gov.in/</a> <a href="https://dhs.kerala.gov.in/https://aogyakeralam.gov.in/https://sha.kerala.gov.in/">https://dhs.kerala.gov.in/https://aogyakeralam.gov.in/https://sha.kerala.gov.in/</a>
---

TABLE10.COVID Vaccination related Helpline numbers

National/State/District	Line1	Line2	Line3
National Helpline	1075	+91 1123978046	0120 4473222
Disha	1056	04712552056	
StateCallCenter	04712309251	04712309252	04712309255
Thiruvananthapuram	9188610100	1077	
Kollam	04742797609	8589015556	
Pathanamthitta	04682222515	04682228220	
Alappuzha	04772239999		
Kottayam	04812565200	04812304800	04812581900
Idukki	18004255640	04862232220	04862233118
Ernakulam	9072303861		
Thrissur	9400066921	9400066922	9400066923
Palakkad	04912505264	04912505189	8943341439
Malappuram	04832733253	04832737858	04832733252
Kozhikode	7594001442		
Wayanad	04936202343	04936202375	9072510900
Kannur	04972700194		
Kasargod	9061076590	9061079244	9061078026