



[www.health.kerala.gov.in](http://www.health.kerala.gov.in)

**COVID-19 OUTBREAK CONTROL AND PREVENTION STATE CELL  
HEALTH & FAMILY WELFARE DEPARTMENT**

[controlroomdhskerala@gmail.com](mailto:controlroomdhskerala@gmail.com)

[www.dhs.kerala.gov.in](http://www.dhs.kerala.gov.in)

**KeralaHEALTH-COVID-19 DAILY VACCINATION BULLETIN**

**Date: 19/04/2022**

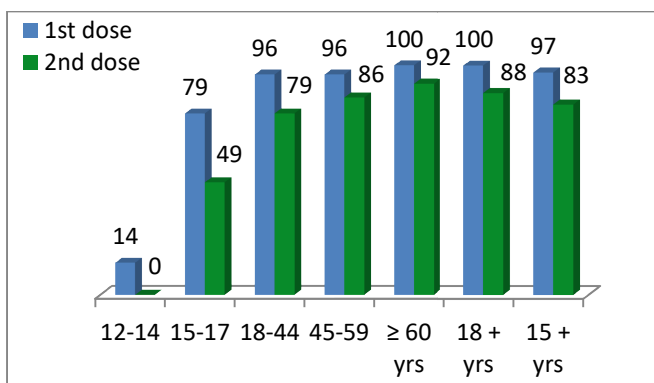
**OUR HEALTH OUR RESPONSIBILITY  
VACCINE ADVISORY**

- *People who are vaccinated with Covid Vaccine are reported to have reduced Covid related ICU admissions, serious disease and death.*
- *Early vaccination is useful to safeguard our life from this deadly disease.*
- *Vaccination sessions are planned as per the availability of vaccine. All are requested to cooperate.*
- *After receiving the first dose, second dose of Covishield vaccine is to be taken between 12–16weeks and second dose of Covaxin between 4-6 weeks.*
- *Covid vaccination is currently available to all above 15 years. Children in 15-18 age group will get Covaxin.*
- *Health Staffs, Frontline workers and people above 60 years with co-morbidities will get precaution dose after 9 months or 39 weeks from the second dose. The Same vaccine administered as first and second dose is to be taken as precaution dose. People above 60 years with co-morbidities should take medical advice before receiving precaution dose.*
- *Vaccination is available free of cost in all Government covid vaccination centers, and at a nominal rate (as per the Gol order F.No.2079203/2021/Immunization) in selected private Hospitals.*
- ***ENSURE ALL YOUR ELIGIBLE FAMILY MEMBERS ARE PROTECTED BY RECEIVING ANY OF THE AVAILABLE COVID VACCINE.***
- ***“BOTH COVAXIN AND COVISHIELD ARE EQUALLY EFFECTIVE AND SAFE”***
- ***“BE FULLY PROTECTED – GET THE SECOND DOSE AT YOUR SCHEDULED TIME”***

### ANALYSIS

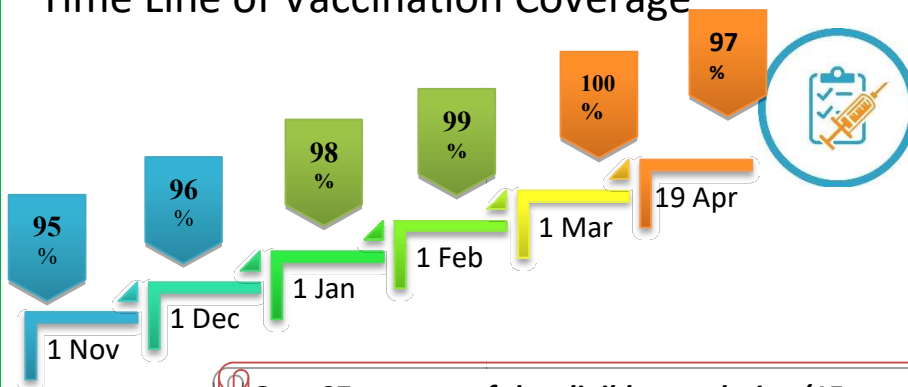
COVID-19 mass vaccinations are showing signs of preventing illness and steep decline in cases and hospital admissions in countries which done vaccination. Kerala started its vaccination for health care workers from January 16, 2021. The COVID-19 Vaccines Operational Guidelines issued by the Ministry of Health and Family Welfare, Govt. of India, 28th December 2020 and all subsequent Guidelines issued by Ministry of Health and Family Welfare, Govt of India are followed at the sites and all vaccination lanes

### Summary of COVID Vaccine Administered as on 19-04-2022 midnight



- 97%** of eligible population vaccinated with a single dose till April 19
- 83%** of eligible population vaccinated with double dose till April 19
- State has vaccinated about **79%** of children aged 15 - 17 years with a single dose

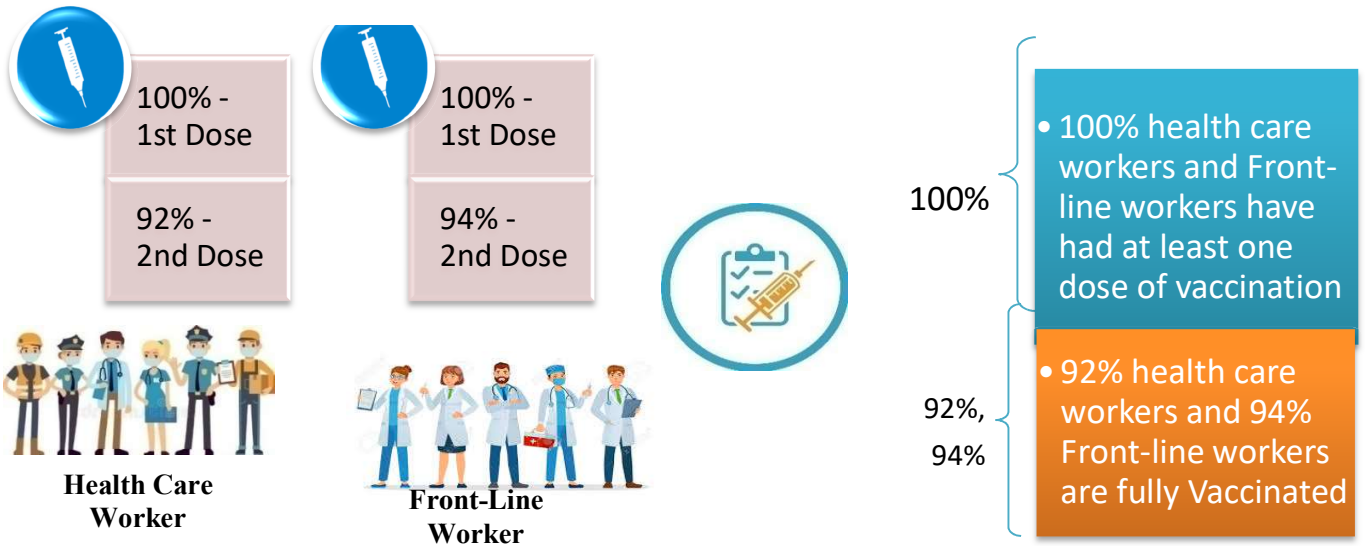
### Time Line of Vaccination Coverage



Kerala began administration of COVID 19 Vaccines on 16<sup>th</sup> January, 2021. As of 19<sup>th</sup> April 2022, Kerala has administered over 53 million doses overall, including first and second doses of vaccines.

**Over 97 per cent of the eligible population (15 + years) in Kerala has been administered the first dose of the Covid-19 vaccine. The state has achieved the target within 465 days since the beginning of the vaccination drive on January 16, 2021**

## Health Care Workers & Front-line Workers Vaccinated



### Are You Vaccinated? You Still Need to Practice: SMS

- Even after vaccination, follow COVID appropriate behavior
- Practice Social Distancing and greet without physical contact
- Always wear clean face mask
- Wash your hands thoroughly and frequently or use hand sanitizer
- Follow the current COVID 19 guidelines to prevent further spread
- Stay Safe. Stay Strong. Get Vaccinated



Even After Getting Vaccinated Keep Taking Precautions to Protect Your Self



# The Race Towards Full Vaccination - Weekly Trend

2<sup>nd</sup> – 8<sup>th</sup> April 2022

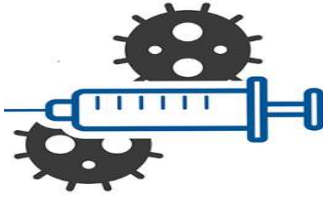
Kerala Administered over

## 0.75 Lakh

COVID Vaccine Doses

in the last 7 days

(2<sup>nd</sup> – 8<sup>th</sup> April, 2022)



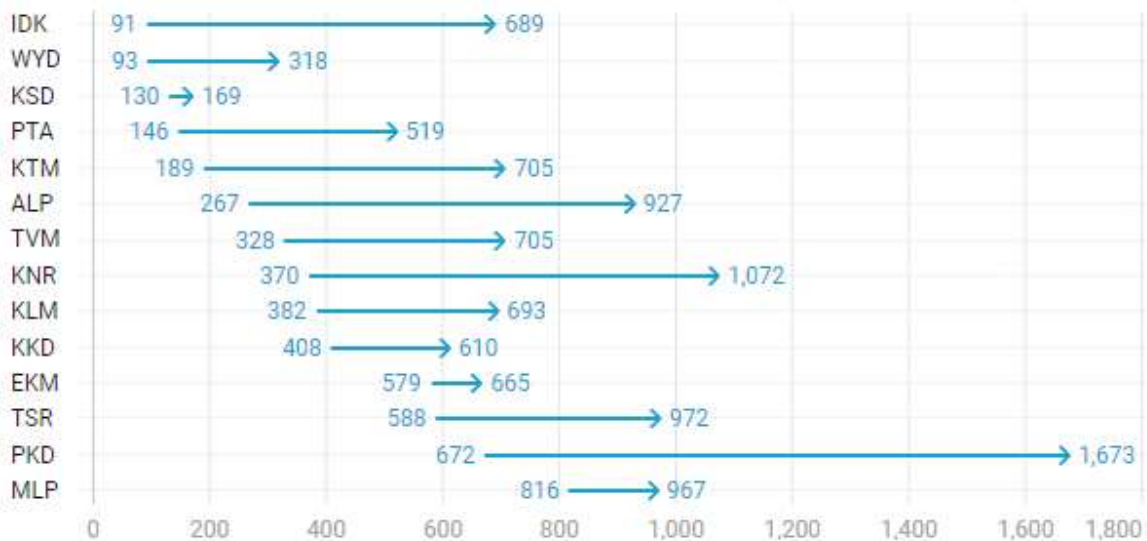
From 2<sup>nd</sup> - 8<sup>th</sup> April, 2022 on average

**0.11 lakh** doses were administered daily.

Average Doses Administered Per day per week (in 1000)



Trend in average per day vaccination for the last two weeks



# Race Against Time – Vaccination Quarterly Status

(Q1:16<sup>th</sup> Jan-Mar, Q2: Apr-June, Q3: July-Sep, Q4: Oct - Dec)

## Daily Average Doses Administered per Quarter

In the first Quarter, only 42201 first doses and 5324 second doses were administered daily on average. During the second, third and fourth quarters, the daily vaccination of the first and second doses increased significantly.



## Vaccination Achievement per Quarter

In the third quarter of the immunization drive, 52% of the eligible population (18 + age) in Kerala were given the first dose and 29% the second dose.

■ Q1 ■ Q2 ■ Q3

### First Dose

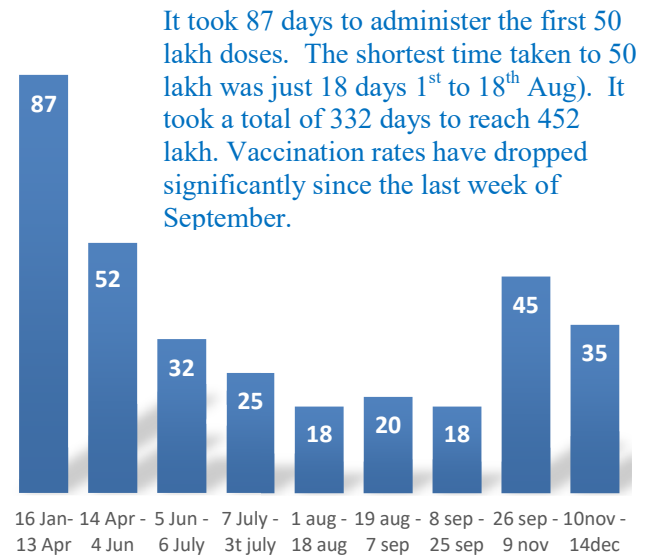


### Second Dose



## Dose Progression

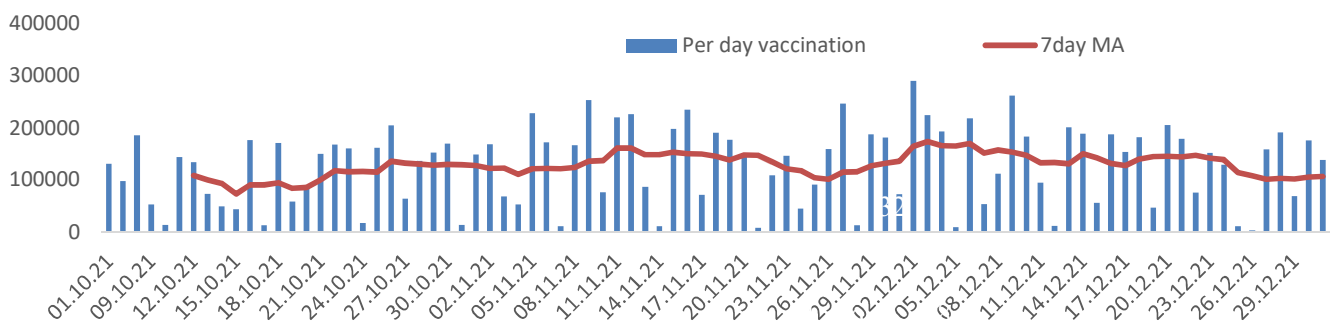
The chart shows the days taken for total COVID-19 Vaccination doses (both first and second) in Kerala to cross every 50 lakh dose mark



It took 87 days to administer the first 50 lakh doses. The shortest time taken to 50 lakh was just 18 days 1<sup>st</sup> to 18<sup>th</sup> Aug). It took a total of 332 days to reach 452 lakh. Vaccination rates have dropped significantly since the last week of September.

## Vaccine Administered per Day and 7 days Moving Average in Last Quarter (Oct -Dec)

The seven-day moving average of daily doses in the last quarter showed a peak on December 2<sup>nd</sup> and continued to fluctuate thereafter



## Important Message to the Public

- a. *Infection or infection rate is only a part and disease manifestation of disease is to be monitored*
- b. *Fatality among vaccinated people is very less. Disease severity among vaccinated people is less.*
- c. *People with comorbidity should be careful. Once detected covid positive they should get admitted and do not stay at home.*
- d. *Death among non-vaccinated people, especially people with comorbidity is because of late arrival in hospitals*
- e. *Diabetes and Hypertension together is the most common cause of patient death if they arrive late.*
- f. *Vaccinated people, only if symptomatic are advised to consult Doctor.*
- g. *Non Vaccinated people, if symptomatic, may do RTPCR test*
- h. *Antigen testing is only for emergency purpose*
- i. *Non vaccinated people with co-morbidities to do testing by RTPCR and consult doctor*
- j. *Repeat RTPCR is not needed among the people who are detected COVID positive in the previous 2 months*
- k. *All young person detected positive and at home isolation should do glucose test*

TABLE1.Total Vaccination done in the State as on 19/04/2022 midnight

State Summary (15+ years)-Total doses administered till 20/4/2022 at 12 AM								
District	Target	First Dose	Percent age	Second Dose	Percentage*	Precaution Dose	Percentage	Total doses administered
Alappuzha	1829568	1699253	93%	1565313	86%	122044	33%	33,86,610
Ernakulam	3217878	3224260	100%	2734539	85%	135712	25%	60,94,511
Idukki	950762	938962	99%	781240	82%	29820	19%	17,50,022
Kannur	2100307	2116998	101%	1854271	88%	105903	27%	40,77,172
Kasaragod	1092141	1021267	93%	850642	78%	39370	20%	19,11,279
Kollam	2268371	2172325	96%	1872107	83%	109993	27%	41,54,425
Kottayam	1704500	1628802	96%	1425646	84%	97939	31%	31,52,387
Kozhikode	2746273	2618094	95%	2166483	79%	93355	21%	48,77,932
Malappuram	3386535	3320488	98%	2590345	76%	76200	19%	59,87,033
Palakkad	2349082	2294715	98%	1955508	83%	105882	30%	43,56,105
Pathanamthitta	1118564	1136946	102%	958571	86%	102268	34%	21,97,785
Thiruvananthapuram	2914006	2815000	97%	2426759	83%	171031	28%	54,12,790
Thrissur	2767777	2581323	93%	2364895	85%	150386	36%	50,96,604
Wayanad	716933	729731	102%	627865	88%	32321	19%	13,89,917
<b>Grand Total</b>	<b>29,162,697</b>	<b>2,82,98,164</b>	<b>97%</b>	<b>2,41,74,184</b>	<b>83%</b>	<b>13,72,224</b>	<b>27%</b>	<b>5,38,44,572</b>

TABLE2.Covid-19 Vaccination Center Functional in the State as on 19/04/2022 midnight

DISTRICTS	12+	15+	18+	Total
Alappuzha	84	0	5	89
Ernakulam	10	8	27	45
Idukki	12	4	17	33
Kannur	11	8	32	51
Kasaragod	0	0	6	6
Kollam	7	16	27	50
Kottayam	15	11	32	58
Kozhikode	4	9	20	33
Malappuram	12	13	25	50
Palakkad	19	13	30	62
Pathanamthitta	19	15	25	59
Thiruvananthapuram	0	4	125	129
Thrissur	7	72	91	170
Wayanad	4	4	5	13
<b>GrandTotal</b>	<b>204</b>	<b>177</b>	<b>467</b>	<b>848</b>

TABLE3. Health Care Workers Coverage as on 19/04/2022 midnight

<i>DISTRICT</i>	<i>1st DOSE</i>	<i>2nd Dose</i>	<i>% fully vaccinated</i>	<i>Precaution dose</i>	<i>Precaution dose (%) *</i>
<b>Alappuzha</b>	29022	27214	94%	12720	52%
<b>Ernakulam</b>	85565	75750	89%	29670	44%
<b>Idukki</b>	13554	12998	96%	5428	47%
<b>Kannur</b>	40388	37513	93%	17358	51%
<b>Kasaragod</b>	11610	10806	93%	4549	48%
<b>Kollam</b>	36036	33798	94%	14185	49%
<b>Kottayam</b>	38706	36282	94%	15950	50%
<b>Kozhikode</b>	52734	47928	91%	16908	41%
<b>Malappuram</b>	44832	41974	94%	16483	48%
<b>Palakkad</b>	34674	31999	92%	14881	53%
<b>Pathanamthitta</b>	29336	25067	85%	10986	49%
<b>Thiruvananthapuram</b>	73423	66343	90%	25354	45%
<b>Thrissur</b>	51909	49166	95%	25102	57%
<b>Wayanad</b>	13978	13282	95%	6146	51%
<b>Grand Total</b>	<b>555767</b>	<b>510120</b>	<b>92%</b>	<b>215720</b>	<b>48%</b>

1st Dose coverage for HCW is 100%

\*Proportion of beneficiaries who are eligible ( completed 9 months after 2nd dose )

TABLE4. Frontline workers Coverage as on 19/04/2022 midnight

<i>DISTRICT</i>	<i>1st dose</i>	<i>2nd Dose</i>	<i>% fully vaccinated</i>	<i>Precaution dose</i>	<i>Precaution dose(%) *</i>
<b>Alappuzha</b>	39127	36732	94%	12145	38%
<b>Ernakulam</b>	54934	50314	92%	16853	39%
<b>Idukki</b>	22993	21323	93%	4880	28%
<b>Kannur</b>	41381	39951	97%	11225	32%
<b>Kasaragod</b>	24615	22457	91%	5822	30%
<b>Kollam</b>	42235	38801	92%	9344	29%
<b>Kottayam</b>	32140	30590	95%	10179	38%
<b>Kozhikode</b>	55273	52536	95%	8213	18%
<b>Malappuram</b>	53913	51240	95%	11663	27%
<b>Palakkad</b>	48096	45510	95%	14623	37%
<b>Pathanamthitta</b>	25249	22515	89%	6347	33%
<b>Thiruvananthapuram</b>	72996	67579	93%	18844	35%
<b>Thrissur</b>	41904	40723	97%	16188	46%
<b>Wayanad</b>	17021	16088	95%	3785	27%
<b>Grand Total</b>	<b>571877</b>	<b>536359</b>	<b>94%</b>	<b>150111</b>	<b>33%</b>

1st Dose coverage for FLW is 100%

\*Proportion of beneficiaries who are eligible ( completed 9 months after 2nd dose )



TABLE5.Age-Appropriate Group (45-59 Years) Coverage as on 19/04/2022 midnight

Table 5: Age appropriate group (45-59 years) coverage							
45-59 years Coverage as on		20/04/2022		at 12 AM			
District	Target	1st Dose Coverage	Percentage	2nd Dose Coverage	Percentage fully vaccinated	Precaution dose	%
Alappuzha	535436	438779	82%	414882	77%	419	0.44%
Ernakulam	809349	783383	97%	700725	87%	1859	1.42%
Idukki	237564	246917	104%	218723	92%	73	0.15%
Kannur	527295	515672	98%	478738	91%	366	0.35%
Kasaragod	253027	252140	100%	223517	88%	22	0.03%
Kollam	541201	559872	103%	501063	93%	498	0.43%
Kottayam	478470	414040	87%	373568	78%	446	0.64%
Kozhikode	658949	654585	99%	579697	88%	417	0.35%
Malappuram	733338	722651	99%	625809	85%	178	0.16%
Palakkad	614226	547048	89%	497964	81%	600	0.65%
Pathanamthitta	264372	281714	107%	251262	95%	325	0.45%
Thiruvananthapuram	735836	681387	93%	612009	83%	1764	1.00%
Thrissur	689418	663775	96%	623310	90%	1273	1.42%
Wayanad	170537	177115	104%	164143	96%	28	0.05%
<b>Grand Total</b>	<b>7249018</b>	<b>69,39,078</b>	<b>96%</b>	<b>62,65,410</b>	<b>86%</b>	<b>8268</b>	<b>0.61%</b>

TABLE6.Age-Appropriate Group (≥60 Years) Coverage as on 19/04/2022midnight

Table 6: Age appropriate group (≥ 60 years) coverage							
≥ 60 years Coverage as on		20/04/2022		at 12 AM			
District	Target	1st Dose Coverage	Percentage	2nd Dose Coverage	Percentage fully vaccinated	Precaution dose	%
Alappuzha	424565	428826	101%	399732	94%	96689	47%
Ernakulam	673885	676042	100%	619298	92%	86950	32%
Idukki	193981	194523	100%	172694	89%	19429	25%
Kannur	438602	444364	101%	411778	94%	76901	39%
Kasaragod	182460	181669	100%	160081	88%	28972	32%
Kollam	497558	499365	100%	453986	91%	85874	41%
Kottayam	418008	419535	100%	383213	92%	71295	40%
Kozhikode	526896	528976	100%	478949	91%	67738	32%
Malappuram	477642	487979	102%	433361	91%	47850	28%
Palakkad	437708	439685	100%	400919	92%	75739	43%
Pathanamthitta	311297	312099	100%	280177	90%	84543	47%
Thiruvananthapuram	630465	632816	100%	570108	90%	124945	41%
Thrissur	581781	587921	101%	556666	96%	107635	47%
Wayanad	128009	128282	100%	114245	89%	22358	30%
<b>Grand Total</b>	<b>5922857</b>	<b>59,62,082</b>	<b>101%</b>	<b>54,35,207</b>	<b>92%</b>	<b>9,96,918</b>	<b>39%</b>

TABLE 6. Age-Appropriate Group (18-44Years) Coverage as on 19/04/2022 midnight

18-44 years Coverage as on 20/04/2022 at 12 AM							
District	Target	First Dose					
		1st Dose Coverage	Percentage	2nd Dose Coverage	Percentage fully vaccinated	Precaution dose	%
Alappuzha	744178	668960	90%	626121	84%	71	0.65%
Ernakulam	1470864	1508017	103%	1215421	83%	380	1.53%
Idukki	437537	418914	96%	330586	76%	10	0.24%
Kannur	947964	963754	102%	819273	86%	53	0.27%
Kasaragod	556876	500560	90%	404449	73%	5	0.05%
Kollam	1054752	931336	88%	782665	74%	92	0.55%
Kottayam	665544	654300	98%	560783	84%	69	0.49%
Kozhikode	1313678	1218782	93%	954818	73%	79	0.40%
Malappuram	1777378	1826734	103%	1366212	77%	26	0.08%
Palakkad	1088327	1084856	100%	902128	83%	39	0.30%
Pathanamthitta	460819	442595	96%	351776	76%	67	0.62%
Thiruvananthapuram	1309099	1246383	95%	1051404	80%	124	0.63%
Thrissur	1274465	1096599	86%	1009769	79%	188	0.96%
Wayanad	361152	354151	98%	299669	83%	4	0.07%
<b>Grand Total</b>	<b>13462633</b>	<b>1,29,15,941</b>	<b>96%</b>	<b>1,06,75,074</b>	<b>79%</b>	<b>1207</b>	<b>0.54%</b>
*Among those who have taken first dose							

TABLE 7. Age-Appropriate Group (15-17 Years) Coverage as on 19/04/2022midnight

15-17 years Coverage as on 20/04/2022 at 12 AM					
District	Target	1st Dose Coverage	Percentage	2nd Dose Coverage	Percentage fully vaccinated
Alappuzha	80832	76307	94%	58206	72%
Ernakulam	172307	110473	64%	73028	42%
Idukki	51339	35351	69%	24863	48%
Kannur	97722	98823	101%	66310	68%
Kasaragod	60496	48438	80%	29208	48%
Kollam	105234	94309	90%	61791	59%
Kottayam	85400	63840	75%	41143	48%
Kozhikode	143028	105647	74%	52492	37%
Malappuram	241212	176755	73%	71570	30%
Palakkad	132742	113420	85%	75064	57%
Pathanamthitta	48854	38734	79%	27634	57%
Thiruvananthapuram	145238	99041	68%	59267	41%
Thrissur	123540	120381	97%	83832	68%
Wayanad	29245	34396	118%	20367	70%
<b>Grand Total</b>	<b>1,517,189</b>	<b>12,15,915</b>	<b>79%</b>	<b>7,44,775</b>	<b>49%</b>

Table 8: Age appropriate group (12-14 years) Coverage as on 19/04/2022midnight

12-14 years Coverage as on			20/4/2022	at 12 AM
District	1st Dose Coverage	Percentage	2nd Dose Coverage	Percentage fully vaccinated
Alappuzha	18232	42%	2426	5.6%
Ernakulam	5846	6%	3	0.0%
Idukki	6710	23%	53	0.2%
Kannur	12616	14%	708	0.8%
Kasaragod	2235	6%	124	0.3%
Kollam	9172	13%	3	0.0%
Kottayam	6241	11%	67	0.1%
Kozhikode	2097	2%	63	0.1%
Malappuram	7624	5%	179	0.1%
Palakkad	26936	36%	1924	2.6%
Pathanamthitta	7219	22%	140	0.4%
Thiruvananthapuram	8954	10%	49	0.1%
Thrissur	18834	19%	1429	1.4%
Wayanad	4788	17%	71	0.3%
<b>Grand Total</b>	<b>1,37,504</b>	<b>14%</b>	<b>7,239</b>	<b>0.7%</b>

TABLE9.State Summary (18+) as on 19/04/2022 midnight

State Summary (18+) 20-04-2022				at 12 AM			
District	Target	First Dose	Percentage	Second Dose	Percentage*	Precaution Dose	Percentage
Alappuzha	1704179	1604714	94%	1504681	88%	122044	33%
Ernakulam	2954098	3107941	105%	2661508	90%	135712	25%
Idukki	869082	896901	103%	756324	87%	29820	19%
Kannur	1913861	2005559	105%	1787253	93%	105903	27%
Kasaragod	992363	970594	98%	821310	83%	39370	20%
Kollam	2093511	2068844	99%	1810313	86%	109993	27%
Kottayam	1562022	1558721	100%	1384436	89%	97939	31%
Kozhikode	2499523	2510350	100%	2113928	85%	93355	21%
Malappuram	2988358	3136109	105%	2518596	84%	76200	19%
Palakkad	2140261	2154359	101%	1878520	88%	105882	30%
Pathanamthitta	1036488	1090993	105%	930797	90%	102268	34%
Thiruvananthapuram	2675400	2707005	101%	2367443	88%	171031	28%
Thrissur	2545664	2442108	96%	2279634	90%	150386	36%
Wayanad	659698	690547	105%	607427	92%	32321	19%
<b>Grand Total</b>	<b>2,66,34,508</b>	<b>2,69,44,745</b>	<b>101%</b>	<b>2,34,22,170</b>	<b>88%</b>	<b>1372224</b>	<b>27%</b>

\*Revised target population(> 18 years) as per MOHFW is 2.67 crores

\*As per letter from Additional Secretary MOHFW- D O No 2317579/2021/Imm dated 15/09/2021

TABLE 10. Achievement for the day 19/04/2022 midnight

Daily achievement		20-04-2022		
District	First Dose	Second Dose	Precaution dose	Total Doses Administered
Alappuzha	3093	2114	365	5572
Ernakulam	826	943	2773	4542
Idukki	380	258	435	1073
Kannur	636	1684	1957	4277
Kasaragod	0	1	0	1
Kollam	352	1576	3081	5009
Kottayam	593	655	1687	2935
Kozhikode	155	366	613	1134
Malappuram	325	788	874	1987
Palakkad	1335	2575	2448	6358
Pathanamthitta	705	625	1741	3071
Thiruvananthapuram	240	2327	9555	12122
Thrissur	500	2591	3828	6919
Wayanad	116	171	184	471
<b>Grand Total</b>	<b>9256</b>	<b>16674</b>	<b>29541</b>	<b>55471</b>

\*\* Vaccine stock details couldn't be downloaded from e-VIN portal as the portal is down.

TABLE11.COVID Vaccination related sites

<a href="mailto:support@cowin.gov.in">support@cowin.gov.in</a> <a href="https://www.cowin.gov.in/home">https://www.cowin.gov.in/home</a> <a href="https://dashboard.kerala.gov.in/">https://dashboard.kerala.gov.in/</a> <a href="https://dhs.kerala.gov.in/https://aogyakeralam.gov.in/https://sha.kerala.gov.in/">https://dhs.kerala.gov.in/https://aogyakeralam.gov.in/https://sha.kerala.gov.in/</a>
---

TABLE10.COVID Vaccination related Helpline numbers

National/State/District	Line1	Line2	Line3
National Helpline	1075	+91 1123978046	0120 4473222
Disha	1056	04712552056	
StateCallCenter	04712309251	04712309252	04712309255
Thiruvananthapuram	9188610100	1077	
Kollam	04742797609	8589015556	
Pathanamthitta	04682222515	04682228220	
Alappuzha	04772239999		
Kottayam	04812565200	04812304800	04812581900
Idukki	18004255640	04862232220	04862233118
Ernakulam	9072303861		
Thrissur	9400066921	9400066922	9400066923
Palakkad	04912505264	04912505189	8943341439
Malappuram	04832733253	04832737858	04832733252
Kozhikode	7594001442		
Wayanad	04936202343	04936202375	9072510900
Kannur	04972700194		
Kasargod	9061076590	9061079244	9061078026