



[www.health.kerala.gov.in](http://www.health.kerala.gov.in)

**COVID-19 OUTBREAK CONTROL AND PREVENTION STATE CELL  
HEALTH & FAMILY WELFARE DEPARTMENT**

[www.dhs.kerala.gov.in](http://www.dhs.kerala.gov.in)

[controlroomdhskerala@gmail.com](mailto:controlroomdhskerala@gmail.com)

**KeralaHEALTH-COVID-19 DAILY VACCINATION BULLETIN**

**Date: 20/04/2022**

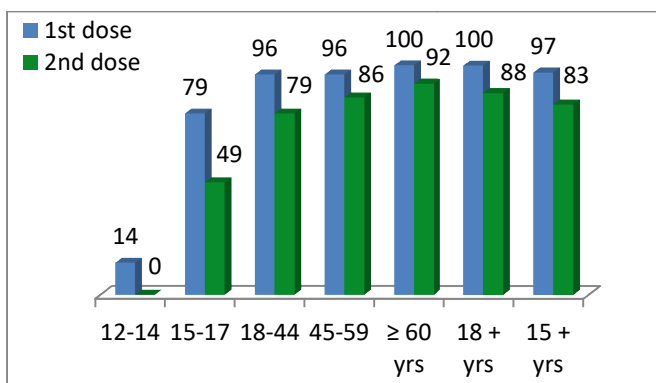
**OUR HEALTH OUR RESPONSIBILITY  
VACCINE ADVISORY**

- *People who are vaccinated with Covid Vaccine are reported to have reduced Covid related ICU admissions, serious disease and death.*
- *Early vaccination is useful to safeguard our life from this deadly disease.*
- *Vaccination sessions are planned as per the availability of vaccine. All are requested to cooperate.*
- *After receiving the first dose, second dose of Covishield vaccine is to be taken between 12–16weeks and second dose of Covaxin between 4-6 weeks.*
- *Covid vaccination is currently available to all above 15 years. Children in 15-18 age group will get Covaxin.*
- *Health Staffs, Frontline workers and people above 60 years with co-morbidities will get precaution dose after 9 months or 39 weeks from the second dose. The Same vaccine administered as first and second dose is to be taken as precaution dose. People above 60 years with co-morbidities should take medical advice before receiving precaution dose.*
- *Vaccination is available free of cost in all Government covid vaccination centers, and at a nominal rate (as per the Gol order F.No.2079203/2021/Immunization) in selected private Hospitals.*
- ***ENSURE ALL YOUR ELIGIBLE FAMILY MEMBERS ARE PROTECTED BY RECEIVING ANY OF THE AVAILABLE COVID VACCINE.***
- ***“BOTH COVAXIN AND COVISHIELD ARE EQUALLY EFFECTIVE AND SAFE”***
- ***“BE FULLY PROTECTED – GET THE SECOND DOSE AT YOUR SCHEDULED TIME”***

### ANALYSIS

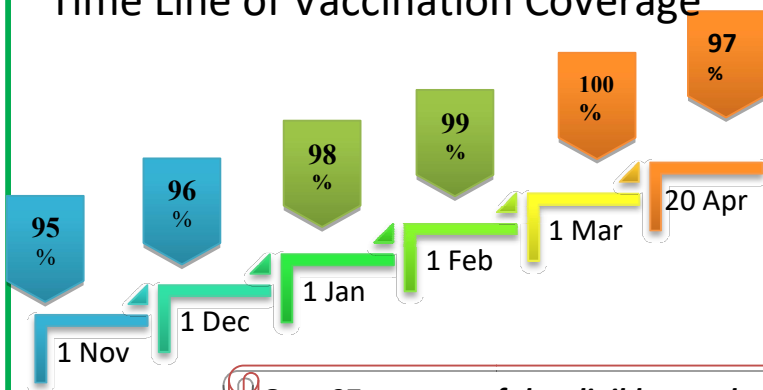
COVID-19 mass vaccinations are showing signs of preventing illness and steep decline in cases and hospital admissions in countries which done vaccination. Kerala started its vaccination for health care workers from January 16, 2021. The COVID-19 Vaccines Operational Guidelines issued by the Ministry of Health and Family Welfare, Govt. of India, 28th December 2020 and all subsequent Guidelines issued by Ministry of Health and Family Welfare, Govt of India are followed at the sites and all vaccination lanes

### Summary of COVID Vaccine Administered as on 20-04-2022 midnight



- 97%** of eligible population vaccinated with a single dose till April 20
- 83%** of eligible population vaccinated with double dose till April 20
- State has vaccinated about **79%** of children aged 15 - 17 years with a single dose

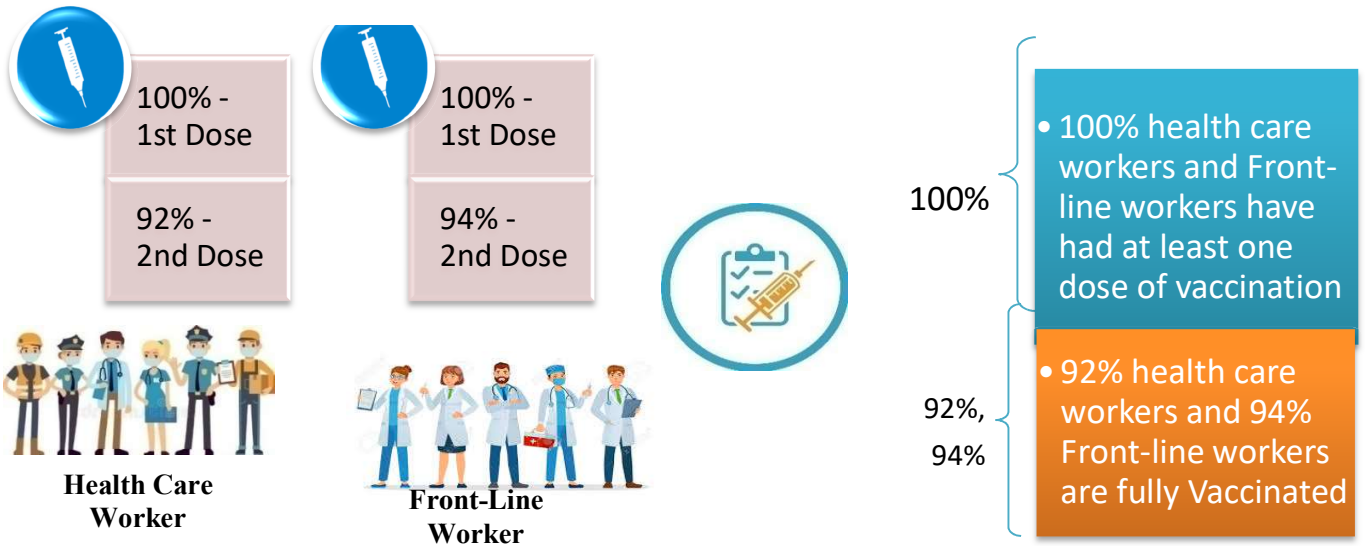
### Time Line of Vaccination Coverage



Kerala began administration of COVID 19 Vaccines on 16<sup>th</sup> January, 2021. As of 20<sup>th</sup> April 2022, Kerala has administered over 53 million doses overall, including first and second doses of vaccines.

**Over 97 per cent of the eligible population (15 + years) in Kerala has been administered the first dose of the Covid-19 vaccine. The state has achieved the target within 466 days since the beginning of the vaccination drive on January 16, 2021**

## Health Care Workers & Front-line Workers Vaccinated



### Are You Vaccinated? You Still Need to Practice: SMS

- Even after vaccination, follow COVID appropriate behavior
- Practice Social Distancing and greet without physical contact
- Always wear clean face mask
- Wash your hands thoroughly and frequently or use hand sanitizer
- Follow the current COVID 19 guidelines to prevent further spread
- Stay Safe. Stay Strong. Get Vaccinated



Even After Getting Vaccinated Keep Taking Precautions to Protect Your Self



# The Race Towards Full Vaccination - Weekly Trend

2<sup>nd</sup> – 8<sup>th</sup> April 2022

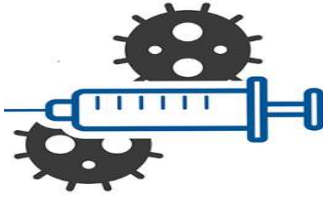
Kerala Administered over

## 0.75 Lakh

COVID Vaccine Doses

in the last 7 days

(2<sup>nd</sup> – 8<sup>th</sup> April, 2022)



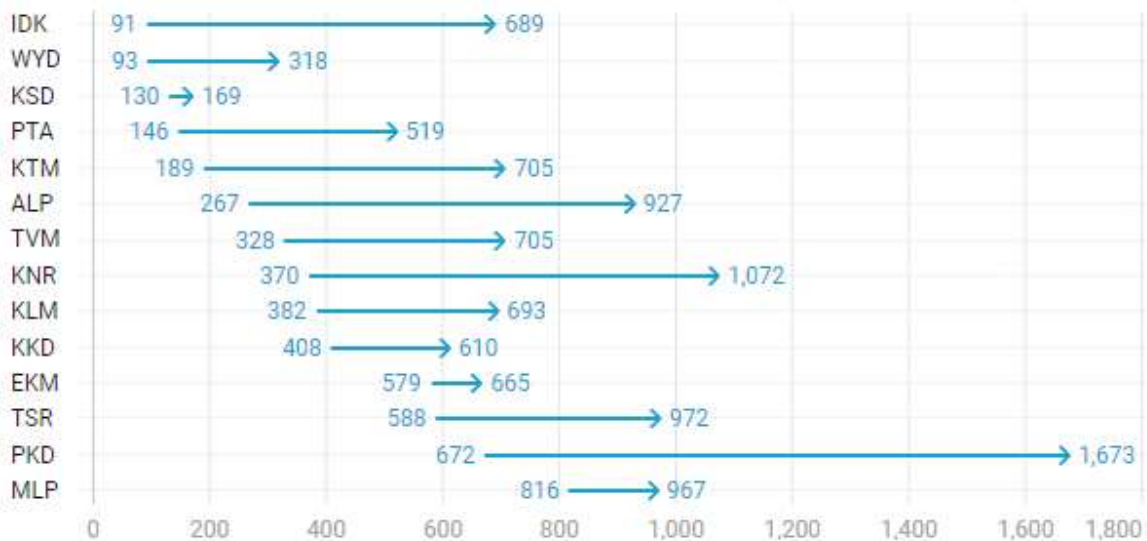
From 2<sup>nd</sup> - 8<sup>th</sup> April, 2022 on average

**0.11 lakh** doses were administered daily.

Average Doses Administered Per day per week (in 1000)



Trend in average per day vaccination for the last two weeks



# Race Against Time – Vaccination Quarterly Status

(Q1:16<sup>th</sup> Jan-Mar, Q2: Apr-June, Q3: July-Sep, Q4: Oct - Dec)

## Daily Average Doses Administered per Quarter

In the first Quarter, only 42201 first doses and 5324 second doses were administered daily on average. During the second, third and fourth quarters, the daily vaccination of the first and second doses increased significantly.



## Vaccination Achievement per Quarter

In the third quarter of the immunization drive, 52% of the eligible population (18 + age) in Kerala were given the first dose and 29% the second dose.

■ Q1 ■ Q2 ■ Q3

### First Dose

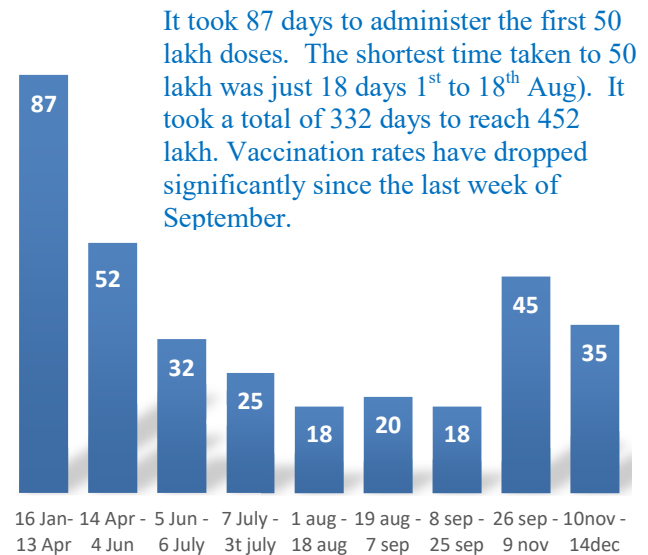


### Second Dose



## Dose Progression

The chart shows the days taken for total COVID-19 Vaccination doses (both first and second) in Kerala to cross every 50 lakh dose mark



## Vaccine Administered per Day and 7 days Moving Average in Last Quarter (Oct -Dec)

The seven-day moving average of daily doses in the last quarter showed a peak on December 2<sup>nd</sup> and continued to fluctuate thereafter



## Important Message to the Public

- a. *Infection or infection rate is only a part and disease manifestation of disease is to be monitored*
- b. *Fatality among vaccinated people is very less. Disease severity among vaccinated people is less.*
- c. *People with comorbidity should be careful. Once detected covid positive they should get admitted and do not stay at home.*
- d. *Death among non-vaccinated people, especially people with comorbidity is because of late arrival in hospitals*
- e. *Diabetes and Hypertension together is the most common cause of patient death if they arrive late.*
- f. *Vaccinated people, only if symptomatic are advised to consult Doctor.*
- g. *Non Vaccinated people, if symptomatic, may do RTPCR test*
- h. *Antigen testing is only for emergency purpose*
- i. *Non vaccinated people with co-morbidities to do testing by RTPCR and consult doctor*
- j. *Repeat RTPCR is not needed among the people who are detected COVID positive in the previous 2 months*
- k. *All young person detected positive and at home isolation should do glucose test*

TABLE1.Total Vaccination done in the State as on 20/04/2022 midnight

State Summary (15+ years)-Total doses administered till 21/4/2022 at 12 AM								
District	Target	First Dose	Percent age	Second Dose	Percentage*	Precaution Dose	Percentage	Total doses administered
Alappuzha	1829568	1699347	93%	1565445	86%	122257	33%	33,87,049
Ernakulam	3217878	3224284	100%	2734643	85%	136294	25%	60,95,221
Idukki	950762	939218	99%	781283	82%	29919	19%	17,50,420
Kannur	2100307	2117075	101%	1854417	88%	106205	27%	40,77,697
Kasaragod	1092141	1021292	93%	850802	78%	39539	20%	19,11,633
Kollam	2268371	2172334	96%	1872172	83%	110214	27%	41,54,720
Kottayam	1704500	1628806	96%	1425690	84%	98215	31%	31,52,711
Kozhikode	2746273	2618273	95%	2166698	79%	93777	21%	48,78,748
Malappuram	3386535	3320820	98%	2590744	76%	76660	19%	59,88,224
Palakkad	2349082	2294911	98%	1955994	83%	106191	30%	43,57,096
Pathanamthitta	1118564	1137004	102%	958595	86%	102507	33%	21,98,106
Thiruvananthapuram	2914006	2815034	97%	2426877	83%	171752	28%	54,13,663
Thrissur	2767777	2581335	93%	2364997	85%	150932	36%	50,97,264
Wayanad	716933	729811	102%	627976	88%	32384	19%	13,90,171
<b>Grand Total</b>	<b>29,162,697</b>	<b>2,82,99,544</b>	<b>97%</b>	<b>2,41,76,333</b>	<b>83%</b>	<b>13,76,846</b>	<b>27%</b>	<b>5,38,52,723</b>

TABLE2.Covid-19 Vaccination Center Functional in the State as on 20/04/2022 midnight

DISTRICTS	12+	15+	18+	Total
Alappuzha	0	0	8	8
Ernakulam	0	2	23	25
Idukki	3	1	6	10
Kannur	1	1	10	12
Kasaragod	0	0	31	31
Kollam	0	0	9	9
Kottayam	0	1	10	11
Kozhikode	0	1	15	16
Malappuram	10	2	14	26
Palakkad	4	1	13	18
Pathanamthitta	1	0	6	7
Thiruvananthapuram	0	2	23	25
Thrissur	0	3	23	26
Wayanad	1	1	1	3
<b>GrandTotal</b>	<b>20</b>	<b>15</b>	<b>192</b>	<b>227</b>

TABLE3. Health Care Workers Coverage as on 20/04/2022 midnight

<i>DISTRICT</i>	<i>1st DOSE</i>	<i>2nd Dose</i>	<i>% fully vaccinated</i>	<i>Precaution dose</i>	<i>Precaution dose (%) *</i>
<b>Alappuzha</b>	29022	27214	94%	12724	52%
<b>Ernakulam</b>	85566	75750	89%	29683	44%
<b>Idukki</b>	13554	12998	96%	5432	47%
<b>Kannur</b>	40388	37514	93%	17370	51%
<b>Kasaragod</b>	11610	10807	93%	4561	48%
<b>Kollam</b>	36036	33798	94%	14210	49%
<b>Kottayam</b>	38706	36282	94%	15954	50%
<b>Kozhikode</b>	52734	47928	91%	16923	41%
<b>Malappuram</b>	44833	41974	94%	16509	48%
<b>Palakkad</b>	34674	31999	92%	14892	53%
<b>Pathanamthitta</b>	29336	25067	85%	10991	49%
<b>Thiruvananthapuram</b>	73423	66345	90%	25384	45%
<b>Thrissur</b>	51909	49166	95%	25112	57%
<b>Wayanad</b>	13978	13282	95%	6149	51%
<b>Grand Total</b>	<b>555769</b>	<b>510124</b>	<b>92%</b>	<b>215894</b>	<b>48%</b>

1st Dose coverage for HCW is 100%

\*Proportion of beneficiaries who are eligible ( completed 9 months after 2nd dose )

TABLE4. Frontline workers Coverage as on 20/04/2022 midnight

<i>DISTRICT</i>	<i>1st dose</i>	<i>2nd Dose</i>	<i>% fully vaccinated</i>	<i>Precaution dose</i>	<i>Precaution dose(%) *</i>
<b>Alappuzha</b>	39127	36732	94%	12149	38%
<b>Ernakulam</b>	54934	50314	92%	16862	39%
<b>Idukki</b>	22993	21323	93%	4882	28%
<b>Kannur</b>	41381	39951	97%	11229	32%
<b>Kasaragod</b>	24615	22457	91%	5831	30%
<b>Kollam</b>	42235	38801	92%	9349	29%
<b>Kottayam</b>	32140	30591	95%	10188	38%
<b>Kozhikode</b>	55273	52536	95%	8222	18%
<b>Malappuram</b>	53913	51241	95%	11678	27%
<b>Palakkad</b>	48096	45510	95%	14635	37%
<b>Pathanamthitta</b>	25249	22515	89%	6350	33%
<b>Thiruvananthapuram</b>	72996	67580	93%	18992	36%
<b>Thrissur</b>	41904	40723	97%	16198	46%
<b>Wayanad</b>	17021	16088	95%	3789	27%
<b>Grand Total</b>	<b>571877</b>	<b>536362</b>	<b>94%</b>	<b>150354</b>	<b>33%</b>

1st Dose coverage for FLW is 100%

\*Proportion of beneficiaries who are eligible ( completed 9 months after 2nd dose )



TABLE5.Age-Appropriate Group (45-59 Years) Coverage as on 20/04/2022 midnight

Table 5: Age appropriate group (45-59 years) coverage							
45-59 years Coverage as on		21/04/2022		at 12 AM			
District	Target	1st Dose Coverage	Percentage	2nd Dose Coverage	Percentage fully vaccinated	Precaution dose	%
Alappuzha	535436	438779	82%	414896	77%	474	0.50%
Ernakulam	809349	783385	97%	700736	87%	2137	1.60%
Idukki	237564	246918	104%	218726	92%	87	0.18%
Kannur	527295	515674	98%	478758	91%	430	0.41%
Kasaragod	253027	252141	100%	223531	88%	34	0.05%
Kollam	541201	559872	103%	501068	93%	581	0.50%
Kottayam	478470	414041	87%	373575	78%	549	0.77%
Kozhikode	658949	654604	99%	579725	88%	499	0.41%
Malappuram	733338	722655	99%	625845	85%	227	0.20%
Palakkad	614226	547049	89%	497974	81%	687	0.74%
Pathanamthitta	264372	281715	107%	251263	95%	409	0.54%
Thiruvananthapuram	735836	681389	93%	612024	83%	2029	1.12%
Thrissur	689418	663778	96%	623322	90%	1548	1.71%
Wayanad	170537	177115	104%	164148	96%	35	0.06%
<b>Grand Total</b>	<b>7249018</b>	<b>69,39,115</b>	<b>96%</b>	<b>62,65,591</b>	<b>86%</b>	<b>9726</b>	<b>0.71%</b>

TABLE6.Age-Appropriate Group (≥60 Years) Coverage as on 20/04/2022midnight

Table 6: Age appropriate group (≥ 60 years) coverage							
≥ 60 years Coverage as on		21/04/2022		at 12 AM			
District	Target	1st Dose Coverage	Percentage	2nd Dose Coverage	Percentage fully vaccinated	Precaution dose	%
Alappuzha	424565	428827	101%	399773	94%	96833	47%
Ernakulam	673885	676043	100%	619306	92%	87193	32%
Idukki	193981	194524	100%	172699	89%	19508	24%
Kannur	438602	444366	101%	411784	94%	77111	39%
Kasaragod	182460	181669	100%	160088	88%	29107	32%
Kollam	497558	499368	100%	454000	91%	85977	40%
Kottayam	418008	419538	100%	383220	92%	71439	40%
Kozhikode	526896	528985	100%	478962	91%	68045	32%
Malappuram	477642	487981	102%	433373	91%	48216	28%
Palakkad	437708	439686	100%	400927	92%	75937	43%
Pathanamthitta	311297	312102	100%	280180	90%	84675	47%
Thiruvananthapuram	630465	632819	100%	570115	90%	125207	41%
Thrissur	581781	587921	101%	556670	96%	107862	47%
Wayanad	128009	128283	100%	114246	89%	22407	30%
<b>Grand Total</b>	<b>5922857</b>	<b>59,62,112</b>	<b>101%</b>	<b>54,35,343</b>	<b>92%</b>	<b>9,99,517</b>	<b>39%</b>

TABLE 6. Age-Appropriate Group (18-44Years) Coverage as on 20/04/2022 midnight

18-44 years Coverage as on 21/04/2022 at 12 AM							
District	Target	First Dose					
		1st Dose Coverage	Percentage	2nd Dose Coverage	Percentage fully vaccinated	Precaution dose	%
Alappuzha	744178	668967	90%	626158	84%	77	0.69%
Ernakulam	1470864	1508031	103%	1215491	83%	419	1.68%
Idukki	437537	418919	96%	330609	76%	10	0.23%
Kannur	947964	963767	102%	819357	86%	65	0.33%
Kasaragod	556876	500582	90%	404579	73%	6	0.06%
Kollam	1054752	931342	88%	782711	74%	97	0.57%
Kottayam	665544	654300	98%	560812	84%	85	0.56%
Kozhikode	1313678	1218835	93%	954973	73%	88	0.44%
Malappuram	1777378	1826794	103%	1366518	77%	30	0.09%
Palakkad	1088327	1084870	100%	902221	83%	40	0.30%
Pathanamthitta	460819	442600	96%	351795	76%	82	0.72%
Thiruvananthapuram	1309099	1246399	95%	1051479	80%	140	0.69%
Thrissur	1274465	1096607	86%	1009828	79%	212	1.09%
Wayanad	361152	354155	98%	299703	83%	4	0.07%
<b>Grand Total</b>	<b>13462633</b>	<b>1,29,16,168</b>	<b>96%</b>	<b>1,06,76,234</b>	<b>79%</b>	<b>1355</b>	<b>0.60%</b>
*Among those who have taken first dose							

TABLE 7. Age-Appropriate Group (15-17 Years) Coverage as on 20/04/2022midnight

15-17 years Coverage as on 21/04/2022 at 12 AM					
District	Target	1st Dose Coverage	Percentage	2nd Dose Coverage	Percentage fully vaccinated
Alappuzha	80832	76322	94%	58228	72%
Ernakulam	172307	110479	64%	73043	42%
Idukki	51339	35352	69%	24875	48%
Kannur	97722	98825	101%	66343	68%
Kasaragod	60496	48440	80%	29216	48%
Kollam	105234	94309	90%	61791	59%
Kottayam	85400	63840	75%	41143	48%
Kozhikode	143028	105654	74%	52511	37%
Malappuram	241212	176766	73%	71600	30%
Palakkad	132742	113422	85%	75084	57%
Pathanamthitta	48854	38734	79%	27634	57%
Thiruvananthapuram	145238	99054	68%	59285	41%
Thrissur	123540	120382	97%	83858	68%
Wayanad	29245	34403	118%	20389	70%
<b>Grand Total</b>	<b>1,517,189</b>	<b>12,15,982</b>	<b>79%</b>	<b>7,45,000</b>	<b>49%</b>

Table 8: Age appropriate group (12-14 years) Coverage as on 20/04/2022midnight

District	12-14 years Coverage as on		21/4/2022	at 12 AM
	1st Dose Coverage	Percentage	2nd Dose Coverage	Percentage fully vaccinated
Alappuzha	18303	42%	2444	5.6%
Ernakulam	5846	6%	3	0.0%
Idukki	6958	23%	53	0.2%
Kannur	12674	14%	710	0.8%
Kasaragod	2235	6%	124	0.3%
Kollam	9172	13%	3	0.0%
Kottayam	6241	11%	67	0.1%
Kozhikode	2188	2%	63	0.1%
Malappuram	7878	5%	193	0.1%
Palakkad	27114	36%	2279	3.0%
Pathanamthitta	7268	22%	141	0.4%
Thiruvananthapuram	8954	10%	49	0.1%
Thrissur	18834	19%	1430	1.4%
Wayanad	4856	17%	120	0.4%
<b>Grand Total</b>	<b>1,38,521</b>	<b>14%</b>	<b>7,679</b>	<b>0.8%</b>

TABLE9.State Summary (18+) as on 20/04/2022 midnight

State Summary (18+) 21-04-2022						at 12 AM	
District	Target	First Dose	Percentage	Second Dose	Percentage*	Precaution Dose	Percentage
Alappuzha	1704179	1604722	94%	1504773	88%	122257	33%
Ernakulam	2954098	3107959	105%	2661597	90%	136294	25%
Idukki	869082	896908	103%	756355	87%	29919	19%
Kannur	1913861	2005576	105%	1787364	93%	106205	27%
Kasaragod	992363	970617	98%	821462	83%	39539	20%
Kollam	2093511	2068853	99%	1810378	86%	110214	27%
Kottayam	1562022	1558725	100%	1384480	89%	98215	31%
Kozhikode	2499523	2510431	100%	2114124	85%	93777	21%
Malappuram	2988358	3136176	105%	2518951	84%	76660	19%
Palakkad	2140261	2154375	101%	1878631	88%	106191	30%
Pathanamthitta	1036488	1091002	105%	930820	90%	102507	33%
Thiruvananthapuram	2675400	2707026	101%	2367543	88%	171752	28%
Thrissur	2545664	2442119	96%	2279709	90%	150932	36%
Wayanad	659698	690552	105%	607467	92%	32384	19%
<b>Grand Total</b>	<b>2,66,34,508</b>	<b>2,69,45,041</b>	<b>101%</b>	<b>2,34,23,654</b>	<b>88%</b>	<b>1376846</b>	<b>27%</b>

\*Revised target population(> 18 years) as per MOHFW is 2.67 crores

\*As per letter from Additional Secretary MOHFW- D O No 2317579/2021/Imm dated 15/09/2021

TABLE 10. Achievement for the day 20/04/2022 midnight

Daily achievement		21-04-2022		
District	First Dose	Second Dose	Precaution dose	Total Doses Administered
Alappuzha	49	120	213	382
Ernakulam	22	103	582	707
Idukki	256	43	99	398
Kannur	76	144	300	520
Kasaragod	25	160	162	347
Kollam	9	64	221	294
Kottayam	4	44	276	324
Kozhikode	153	213	421	787
Malappuram	331	396	443	1170
Palakkad	196	486	309	991
Pathanamthitta	58	24	239	321
Thiruvananthapuram	34	118	719	871
Thrissur	12	101	544	657
Wayanad	80	111	63	254
<b>Grand Total</b>	<b>1305</b>	<b>2127</b>	<b>4591</b>	<b>8023</b>

\*\* Vaccine stock details couldn't be downloaded from e-VIN portal as the portal is down.

TABLE11.COVID Vaccination related sites

<a href="mailto:support@cowin.gov.in">support@cowin.gov.in</a> <a href="https://www.cowin.gov.in/home">https://www.cowin.gov.in/home</a> <a href="https://dashboard.kerala.gov.in/">https://dashboard.kerala.gov.in/</a> <a href="https://dhs.kerala.gov.in/https://aogyakeralam.gov.in/https://sha.kerala.gov.in/">https://dhs.kerala.gov.in/https://aogyakeralam.gov.in/https://sha.kerala.gov.in/</a>
---

TABLE10.COVID Vaccination related Helpline numbers

National/State/District	Line1	Line2	Line3
National Helpline	1075	+91 1123978046	0120 4473222
Disha	1056	04712552056	
StateCallCenter	04712309251	04712309252	04712309255
Thiruvananthapuram	9188610100	1077	
Kollam	04742797609	8589015556	
Pathanamthitta	04682222515	04682228220	
Alappuzha	04772239999		
Kottayam	04812565200	04812304800	04812581900
Idukki	18004255640	04862232220	04862233118
Ernakulam	9072303861		
Thrissur	9400066921	9400066922	9400066923
Palakkad	04912505264	04912505189	8943341439
Malappuram	04832733253	04832737858	04832733252
Kozhikode	7594001442		
Wayanad	04936202343	04936202375	9072510900
Kannur	04972700194		
Kasargod	9061076590	9061079244	9061078026