



www.health.kerala.gov.in

**COVID-19 OUTBREAK CONTROL AND PREVENTION STATE CELL
HEALTH & FAMILY WELFARE DEPARTMENT**

www.dbs.kerala.gov.in

controlroomdhskerala@gmail.com

KeralaHEALTH-COVID-19 DAILY VACCINATION BULLETIN

Date: 21/04/2022

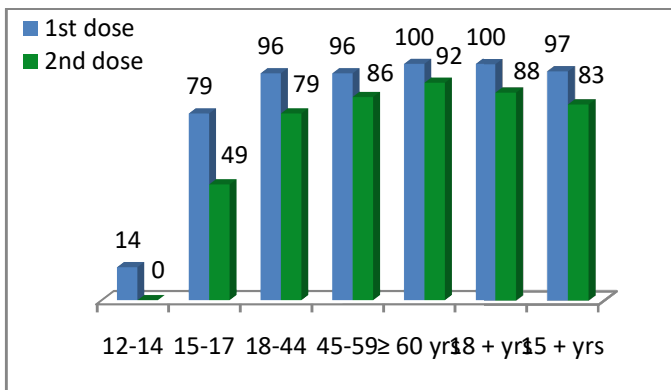
**OUR HEALTH OUR RESPONSIBILITY
VACCINE ADVISORY**

- *People who are vaccinated with Covid Vaccine are reported to have reduced Covid related ICU admissions, serious disease and death.*
- *Early vaccination is useful to safeguard our life from this deadly disease.*
- *Vaccination sessions are planned as per the availability of vaccine. All are requested to cooperate.*
- *After receiving the first dose, second dose of Covishield vaccine is to be taken between 12–16weeks and second dose of Covaxin between 4-6 weeks.*
- *Covid vaccination is currently available to all above 15 years. Children in 15-18 age group will get Covaxin.*
- *Health Staffs, Frontline workers and people above 60 years with co-morbidities will get precaution dose after 9 months or 39 weeks from the second dose. The Same vaccine administered as first and second dose is to be taken as precaution dose. People above 60 years with co-morbidities should take medical advice before receiving precaution dose.*
- *Vaccination is available free of cost in all Government covid vaccination centers, and at a nominal rate (as per the Gol order F.No.2079203/2021/Immunization) in selected private Hospitals.*
- **ENSURE ALL YOUR ELIGIBLE FAMILY MEMBERS ARE PROTECTED BY RECEIVING ANY OF THE AVAILABLE COVID VACCINE.**
- **“BOTH COVAXIN AND COVISHIELD ARE EQUALLY EFFECTIVE AND SAFE”**
- **“BE FULLY PROTECTED – GET THE SECOND DOSE AT YOUR SCHEDULED TIME”**

ANALYSIS

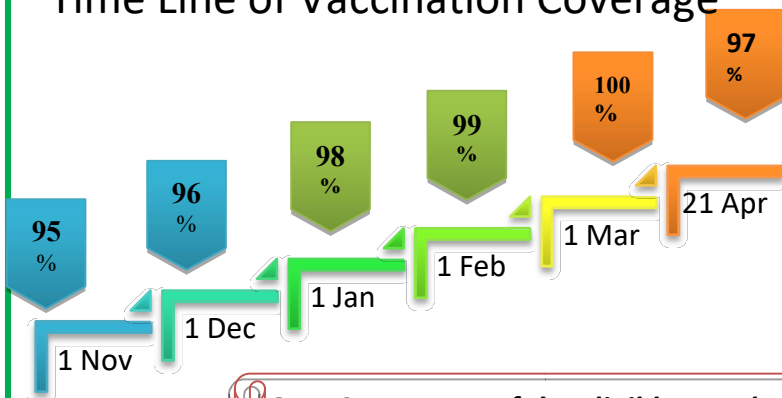
COVID-19 mass vaccinations are showing signs of preventing illness and steep decline in cases and hospital admissions in countries which done vaccination. Kerala started its vaccination for health care workers from January 16, 2021. The COVID-19 Vaccines Operational Guidelines issued by the Ministry of Health and Family Welfare, Govt. of India, 28th December 2020 and all subsequent Guidelines issued by Ministry of Health and Family Welfare, Govt of India are followed at the sites and all vaccination lanes

Summary of COVID Vaccine Administered as on 21-04-2022 midnight



- 97%** of eligible population vaccinated with a single dose till April 21
- 83%** of eligible population vaccinated with double dose till April 21
- State has vaccinated about **79%** of children aged 15 - 17 years with a single dose

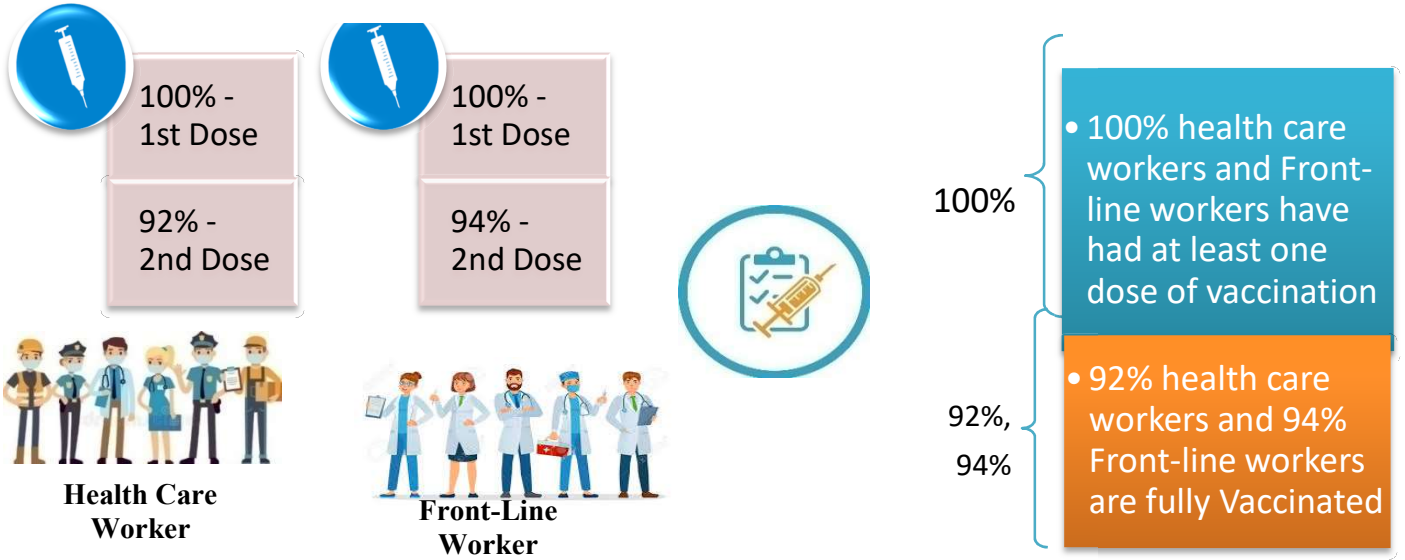
Time Line of Vaccination Coverage



Kerala began administration of COVID 19 Vaccines on 16th January, 2021. As of 21th April 2022, Kerala has administered over 53 million doses overall, including first and second doses of vaccines.


Over 97 per cent of the eligible population (15 + years) in Kerala has been administered the first dose of the Covid-19 vaccine. The state has achieved the target within 467 days since the beginning of the vaccination drive on January 16, 2021

Health Care Workers & Front-line Workers Vaccinated



Are You Vaccinated? You Still Need to Practice: SMS

- Even after vaccination, follow COVID appropriate behavior
- Practice Social Distancing and greet without physical contact
- Always wear clean face mask
- Wash your hands thoroughly and frequently or use hand sanitizer
- Follow the current COVID 19 guidelines to prevent further spread
- Stay Safe. Stay Strong. Get Vaccinated



Even After Getting Vaccinated Keep Taking Precautions to Protect Your Self



GET VACCINATED



WASH YOUR HANDS



WEAR A MASK



KEEP YOUR DISTANCE

The Race Towards Full Vaccination - Weekly Trend

2nd – 8th April 2022

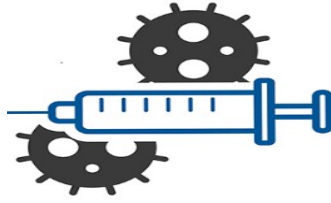
Kerala Administered over

0.75 Lakh

COVID Vaccine Doses

in the last 7 days

(2nd – 8th April, 2022)



From 2nd- 8th April, 2022 on average

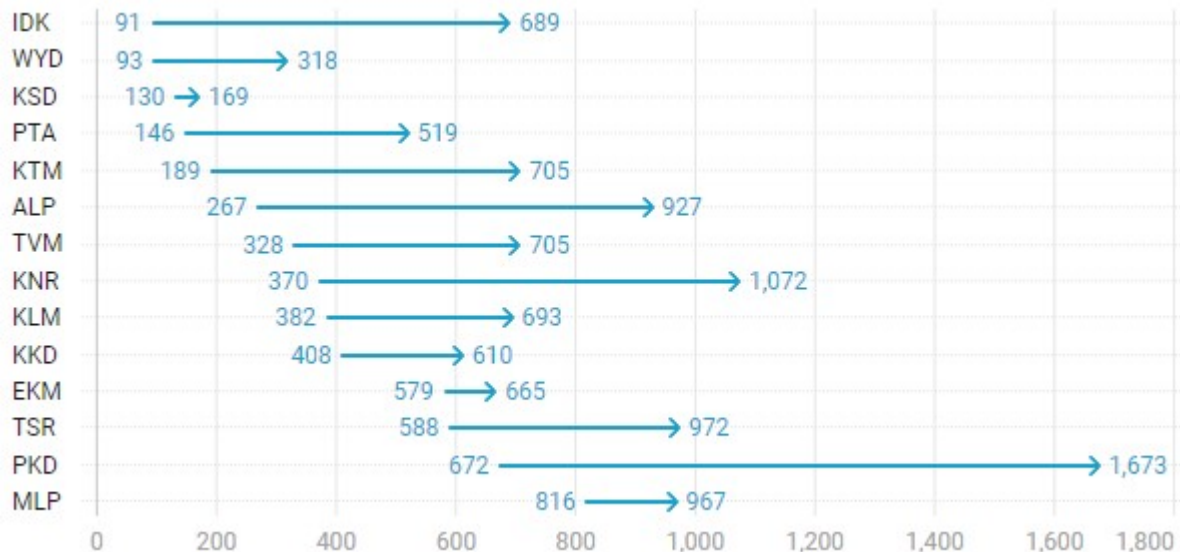
0.11 lakh

doses were administered daily.

Average Doses Administered Per day per week (in 1000)



Trend in average per day vaccination for the last two weeks



Race Against Time – Vaccination Quarterly Status

(Q1:16th Jan-Mar, Q2: Apr-June, Q3: July-Sep, Q4: Oct - Dec)

Daily Average Doses Administered per Quarter

In the first Quarter, only 42201 first doses and 5324 second doses were administered daily on average. During the second, third and fourth quarters, the daily vaccination of the first and second doses increased significantly.



Vaccination Achievement per Quarter

In the third quarter of the immunization drive, 52% of the eligible population (18 + age) in Kerala were given the first dose and 29% the second dose.

Dose Progression

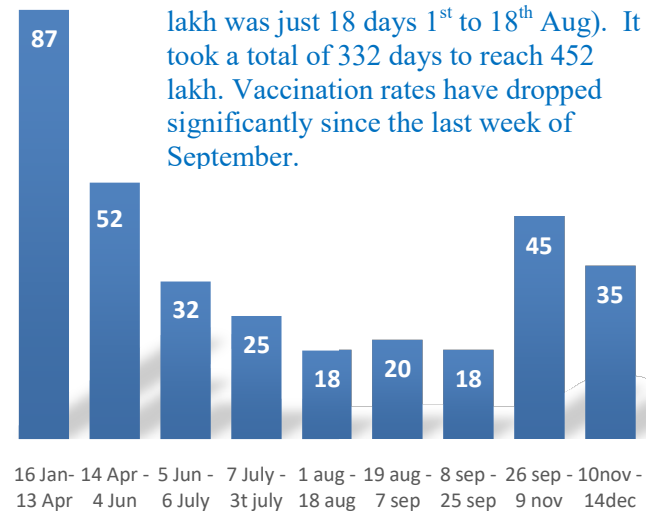
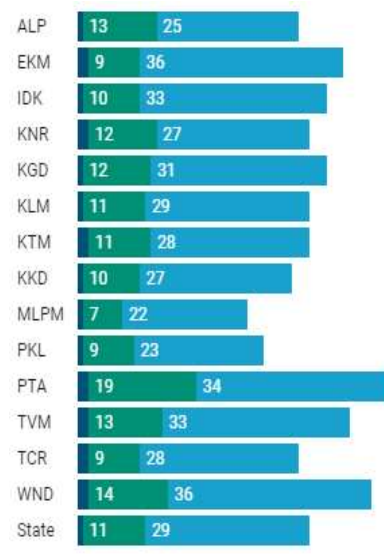
The chart shows the days taken for total COVID-19 Vaccination doses (both first and second) in Kerala to cross every 50 lakh dose mark

■ Q1 ■ Q2 ■ Q3

First Dose



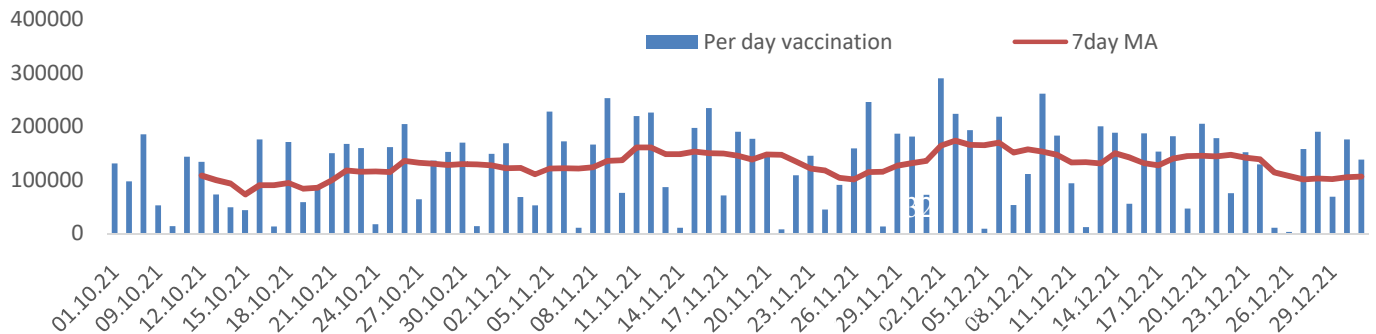
Second Dose



It took 87 days to administer the first 50 lakh doses. The shortest time taken to 50 lakh was just 18 days 1st to 18th Aug). It took a total of 332 days to reach 452 lakh. Vaccination rates have dropped significantly since the last week of September.

Vaccine Administered per Day and 7 days Moving Average in Last Quarter (Oct -Dec)

The seven-day moving average of daily doses in the last quarter showed a peak on December 2nd and continued to fluctuate thereafter



Important Message to the Public

- a. *Infection or infection rate is only a part and disease manifestation of disease is to be monitored*
- b. *Fatality among vaccinated people is very less. Disease severity among vaccinated people is less.*
- c. *People with comorbidity should be careful. Once detected covid positive they should get admitted and do not stay at home.*
- d. *Death among non-vaccinated people, especially people with comorbidity is because of late arrival in hospitals*
- e. *Diabetes and Hypertension together is the most common cause of patient death if they arrive late.*
- f. *Vaccinated people, only if symptomatic are advised to consult Doctor.*
- g. *Non Vaccinated people, if symptomatic, may do RTPCR test*
- h. *Antigen testing is only for emergency purpose*
- i. *Non vaccinated people with co-morbidities to do testing by RTPCR and consult doctor*
- j. *Repeat RTPCR is not needed among the people who are detected COVID positive in the previous 2 months*
- k. *All young person detected positive and at home isolation should do glucose test*

TABLE1.Total Vaccination done in the State as on 21/04/2022 midnight

State Summary (15+ years)-Total doses administered till 22/4/2022 at 12 AM								
District	Target	First Dose	Percent age	Second Dose	Percentage*	Precaution Dose	Percentage	Total doses administered
Alappuzha	1829568	1699501	93%	1566346	86%	125935	34%	3,391,782
Ernakulam	3217878	3224890	100%	2735190	85%	138066	24%	6,098,146
Idukki	950762	939470	99%	781535	82%	30374	18%	1,751,379
Kannur	2100307	2117956	101%	1855591	88%	107832	28%	4,081,379
Kasaragod	1092141	1021297	93%	850815	78%	39570	19%	1,911,682
Kollam	2268371	2172711	96%	1872789	83%	111196	27%	4,156,696
Kottayam	1704500	1629717	96%	1426250	84%	99286	30%	3,155,253
Kozhikode	2746273	2618531	95%	2167130	79%	94804	21%	4,880,465
Malappuram	3386535	3321259	98%	2591561	76%	77687	19%	5,990,507
Palakkad	2349082	2295517	98%	1957124	83%	107287	30%	4,359,928
Pathanamthitta	1118564	1137369	102%	959038	86%	104011	33%	2,200,418
Thiruvananthapuram	2914006	2815729	97%	2428461	83%	172603	28%	5,416,793
Thrissur	2767777	2581464	93%	2365138	85%	151515	33%	5,098,117
Wayanad	716933	729870	102%	628021	88%	32511	19%	1,390,402
Grand Total	29,162,697	28,305,281	97%	24,184,989	83%	1,392,677	27%	53,882,947

TABLE2.Covid-19 Vaccination Center Functional in the State as on 21/04/2022 midnight

DISTRICTS	12+	15+	18+	Total
Alappuzha	7	0	88	95
Ernakulam	6	3	30	39
Idukki	6	6	16	28
Kannur	12	17	26	55
Kasaragod	0	1	4	5
Kollam	7	16	31	54
Kottayam	19	16	21	56
Kozhikode	4	6	19	29
Malappuram	5	14	23	42
Palakkad	15	10	23	48
Pathanamthitta	11	10	14	35
Thiruvananthapuram	0	122	18	140
Thrissur	3	1	23	27
Wayanad	2	1	3	6
GrandTotal	97	223	339	659

TABLE3. Health Care Workers Coverage as on 21/04/2022 midnight

DISTRICT	1st DOSE	2nd Dose	% fully vaccinated	Precaution dose	Precaution dose (%) *
Alappuzha	29022	27216	94%	12805	53%
Ernakulam	85566	75752	89%	29720	44%
Idukki	13554	12998	96%	5441	47%
Kannur	40388	37514	93%	17433	52%
Kasaragod	11610	10807	93%	4563	48%
Kollam	36036	33798	94%	14227	49%
Kottayam	38706	36283	94%	15982	50%
Kozhikode	52734	47927	91%	16967	41%
Malappuram	44833	41974	94%	16567	48%
Palakkad	34674	32000	92%	14904	53%
Pathanamthitta	29336	25068	85%	11019	49%
Thiruvananthapuram	73423	66345	90%	25412	45%
Thrissur	51909	49166	95%	25127	57%
Wayanad	13978	13283	95%	6152	51%
Grand Total	555769	510131	92%	216319	48%

1st Dose coverage for HCW is 100%

*Proportion of beneficiaries who are eligible (completed 9 months after 2nd dose)

TABLE4. Frontline workers Coverage as on 21/04/2022 midnight

DISTRICT	1st dose	2nd Dose	% fully vaccinated	Precaution dose	Precaution dose(%) *
Alappuzha	39127	36735	94%	12222	38%
Ernakulam	54934	50317	92%	16887	39%
Idukki	22993	21325	93%	4898	28%
Kannur	41381	39952	97%	11278	32%
Kasaragod	24615	22457	91%	5831	30%
Kollam	42235	38802	92%	9381	29%
Kottayam	32140	30591	95%	10210	38%
Kozhikode	55273	52536	95%	8273	18%
Malappuram	53913	51242	95%	11735	27%
Palakkad	48096	45511	95%	14685	37%
Pathanamthitta	25249	22515	89%	6361	32%
Thiruvananthapuram	72996	67582	93%	19069	36%
Thrissur	41904	40723	97%	16210	46%
Wayanad	17021	16088	95%	3794	27%
Grand Total	571877	536376	94%	150834	33%

1st Dose coverage for FLW is 100%

*Proportion of beneficiaries who are eligible (completed 9 months after 2nd dose)

TABLE5.Age-Appropriate Group (45-59 Years) Coverage as on 21/04/2022 midnight

Table 5: Age appropriate group (45-59 years) coverage							
45-59 years Coverage as on 22/04/2022 at 12 AM							
District	Target	1st Dose Coverage	Percentage	2nd Dose Coverage	Percentage fully vaccinated	Precaution dose	%
Alappuzha	535436	438789	82%	415043	78%	573	0.59%
Ernakulam	809349	783391	97%	700791	87%	2424	1.66%
Idukki	237564	246919	104%	218749	92%	108	0.21%
Kannur	527295	515686	98%	478833	91%	515	0.49%
Kasaragod	253027	252144	100%	223532	88%	49	0.06%
Kollam	541201	559880	103%	501108	93%	663	0.54%
Kottayam	478470	414047	87%	373605	78%	633	0.84%
Kozhikode	658949	654612	99%	579770	88%	596	0.45%
Malappuram	733338	722665	99%	625906	85%	290	0.24%
Palakkad	614226	547052	89%	498033	81%	766	0.79%
Pathanamthitta	264372	281719	107%	251286	95%	459	0.56%
Thiruvananthapuram	735836	681393	93%	612053	83%	2230	1.22%
Thrissur	689418	663780	96%	623333	90%	1815	1.64%
Wayanad	170537	177115	104%	164150	96%	39	0.06%
Grand Total	7249018	6,939,192	96%	6,266,192	86%	11160	0.76%

TABLE6.Age-Appropriate Group (≥60 Years) Coverage as on 21/04/2022midnight

Table 6: Age appropriate group (≥ 60 years) coverage							
≥ 60 years Coverage as on 22/04/2022 at 12 AM							
District	Target	1st Dose Coverage	Percentage	2nd Dose Coverage	Percentage fully vaccinated	Precaution dose	%
Alappuzha	424565	428845	101%	399870	94%	100252	48%
Ernakulam	673885	676050	100%	619349	92%	88583	31%
Idukki	193981	194526	100%	172714	89%	19917	24%
Kannur	438602	444373	101%	411830	94%	78538	40%
Kasaragod	182460	181669	100%	160088	88%	29121	31%
Kollam	497558	499374	100%	454035	91%	86818	40%
Kottayam	418008	419540	100%	383247	92%	72371	40%
Kozhikode	526896	528988	100%	478985	91%	68873	32%
Malappuram	477642	487986	102%	433409	91%	49060	28%
Palakkad	437708	439687	100%	400968	92%	76891	43%
Pathanamthitta	311297	312108	100%	280218	90%	86081	47%
Thiruvananthapuram	630465	632823	100%	570150	90%	125738	41%
Thrissur	581781	587924	101%	556679	96%	108127	44%
Wayanad	128009	128283	100%	114250	89%	22522	29%
Grand Total	5922857	5,962,176	101%	5,435,792	92%	1,012,892	38%

TABLE 6. Age-Appropriate Group (18-44 Years) Coverage as on 21/04/2022 midnight

18-44 years Coverage as on 22/04/2022 at 12 AM							
District	Target	First Dose					
		1st Dose Coverage	Percentage	2nd Dose Coverage	Percentage fully vaccinated	Precaution dose	%
Alappuzha	744178	669002	90%	626713	84%	83	0.71%
Ernakulam	1470864	1508082	103%	1215819	83%	452	1.69%
Idukki	437537	418933	96%	330720	76%	10	0.20%
Kannur	947964	963826	102%	819900	86%	68	0.34%
Kasaragod	556876	500584	90%	404591	73%	6	0.06%
Kollam	1054752	931372	88%	782975	74%	107	0.62%
Kottayam	665544	654328	98%	561037	84%	90	0.59%
Kozhikode	1313678	1218896	93%	955237	73%	95	0.45%
Malappuram	1777378	1826858	103%	1367086	77%	35	0.10%
Palakkad	1088327	1084898	100%	902640	83%	41	0.31%
Pathanamthitta	460819	442614	96%	352078	76%	91	0.78%
Thiruvananthapuram	1309099	1246474	95%	1051921	80%	154	0.74%
Thrissur	1274465	1096617	86%	1009889	79%	236	1.21%
Wayanad	361152	354160	98%	299730	83%	4	0.07%
Grand Total	13462633	12,916,644	96%	10,680,336	79%	1472	0.63%
*Among those who have taken first dose							

TABLE 7. Age-Appropriate Group (15-17 Years) Coverage as on 21/04/2022 midnight

15-17 years Coverage as on 22/04/2022 at 12 AM					
District	Target	1st Dose Coverage	Percentage	2nd Dose Coverage	Percentage fully vaccinated
Alappuzha	80832	76331	94%	58240	72%
Ernakulam	172307	110518	64%	73146	42%
Idukki	51339	35386	69%	24947	49%
Kannur	97722	98874	101%	66625	68%
Kasaragod	60496	48440	80%	29216	48%
Kollam	105234	94388	90%	62068	59%
Kottayam	85400	63920	75%	41362	48%
Kozhikode	143028	105703	74%	52592	37%
Malappuram	241212	176809	73%	71741	30%
Palakkad	132742	113472	85%	75205	57%
Pathanamthitta	48854	38768	79%	27719	57%
Thiruvananthapuram	145238	99666	69%	60361	42%
Thrissur	123540	120385	97%	83870	68%
Wayanad	29245	34411	118%	20392	70%
Grand Total	1,517,189	1,217,071	79%	747,484	49%

Table 8: Age appropriate group (12-14 years) Coverage as on 21/04/2022midnight

12-14 years Coverage as on 22/4/2022 at 12 AM				
District	1st Dose Coverage	Percentage	2nd Dose Coverage	Percentage fully vaccinated
Alappuzha	18303	42%	2529	5.8%
Ernakulam	5846	7%	16	0.0%
Idukki	6958	24%	82	0.3%
Kannur	12674	15%	937	1.1%
Kasaragod	2235	6%	124	0.3%
Kollam	9172	13%	3	0.0%
Kottayam	6241	13%	125	0.2%
Kozhikode	2188	2%	83	0.1%
Malappuram	7878	5%	203	0.1%
Palakkad	27114	37%	2767	3.7%
Pathanamthitta	7268	23%	154	0.5%
Thiruvananthapuram	8954	10%	49	0.1%
Thrissur	18834	19%	1478	1.5%
Wayanad	4856	18%	128	0.5%
Grand Total	1,38,521	14%	8,678	0.9%

TABLE9.State Summary (18+) as on 21/04/2022 midnight

State Summary (18+) 22-04-2022 at 12 AM							
District	Target	First Dose	Percentage	Second Dose	Percentage*	Precaution Dose	Percentage
Alappuzha	1704179	1604785	94%	1505577	88%	125935	34%
Ernakulam	2954098	3108023	105%	2662028	90%	138066	24%
Idukki	869082	896925	103%	756506	87%	30374	18%
Kannur	1913861	2005654	105%	1788029	93%	107832	28%
Kasaragod	992363	970622	98%	821475	83%	39570	19%
Kollam	2093511	2068897	99%	1810718	86%	111196	27%
Kottayam	1562022	1558761	100%	1384763	89%	99286	30%
Kozhikode	2499523	2510503	100%	2114455	85%	94804	21%
Malappuram	2988358	3136255	105%	2519617	84%	77687	19%
Palakkad	2140261	2154407	101%	1879152	88%	107287	30%
Pathanamthitta	1036488	1091026	105%	931165	90%	104011	33%
Thiruvananthapuram	2675400	2707109	101%	2368051	89%	172603	28%
Thrissur	2545664	2442134	96%	2279790	90%	151515	33%
Wayanad	659698	690557	105%	607501	92%	32511	19%
Grand Total	2,66,34,508	26,945,658	101%	23,428,827	88%	1392677	27%

*Revised target population (> 18 years) as per MOHFW is 2.67 crores

*As per letter from Additional Secretary MOHFW- D O No 2317579/2021/Imm dated 15/09/2021

TABLE 10. Achievement for the day 21/04/2022 midnight

Daily achievement 22-04-2022				
District	First Dose	Second Dose	Precaution dose	Total Doses Administered
Alappuzha	154	901	3672	4727
Ernakulam	605	545	1769	2919
Idukki	252	252	455	959
Kannur	881	1174	1627	3682
Kasaragod	5	13	31	49
Kollam	377	617	982	1976
Kottayam	911	560	1070	2541
Kozhikode	232	433	1026	1691
Malappuram	439	816	1026	2281
Palakkad	606	1120	1096	2822
Pathanamthitta	365	443	1504	2312
Thiruvananthapuram	694	1584	849	3127
Thrissur	129	141	583	853
Wayanad	59	45	127	231
Grand Total	5709	8644	15817	30170

** Vaccine stock details couldn't be downloaded from e-VIN portal as the portal is down.

TABLE11.COVID Vaccination related sites

support@cowin.gov.in https://www.cowin.gov.in/home https://dashboard.kerala.gov.in/ https://dhs.kerala.gov.in/https://aogyakeralam.gov.in/https://sha.kerala.gov.in/

TABLE10.COVID Vaccination related Helpline numbers

National/State/District	Line1	Line2	Line3
National Helpline	1075	+91 1123978046	0120 4473222
Disha	1056	04712552056	
StateCallCenter	04712309251	04712309252	04712309255
Thiruvananthapuram	9188610100	1077	
Kollam	04742797609	8589015556	
Pathanamthitta	04682222515	04682228220	
Alappuzha	04772239999		
Kottayam	04812565200	04812304800	04812581900
Idukki	18004255640	04862232220	04862233118
Ernakulam	9072303861		
Thrissur	9400066921	9400066922	9400066923
Palakkad	04912505264	04912505189	8943341439
Malappuram	04832733253	04832737858	04832733252
Kozhikode	7594001442		
Wayanad	04936202343	04936202375	9072510900
Kannur	04972700194		
Kasargod	9061076590	9061079244	9061078026