



[www.health.kerala.gov.in](http://www.health.kerala.gov.in)

**COVID-19 OUTBREAK CONTROL AND PREVENTION STATE CELL  
HEALTH & FAMILY WELFARE DEPARTMENT**

[www.dhs.kerala.gov.in](http://www.dhs.kerala.gov.in)

[controlroomdhskerala@gmail.com](mailto:controlroomdhskerala@gmail.com)

**KeralaHEALTH-COVID-19 DAILY VACCINATION BULLETIN**

**Date: 22/04/2022**

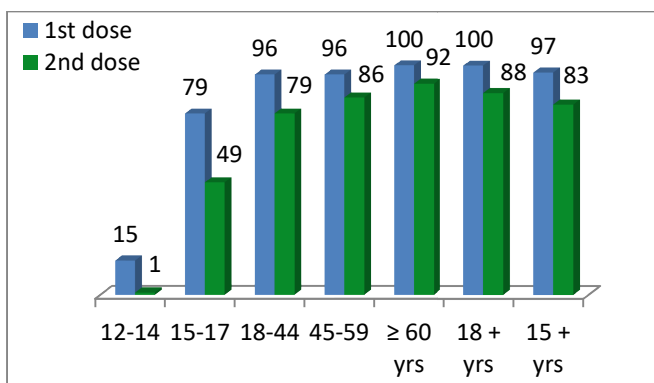
**OUR HEALTH OUR RESPONSIBILITY  
VACCINE ADVISORY**

- *People who are vaccinated with Covid Vaccine are reported to have reduced Covid related ICU admissions, serious disease and death.*
- *Early vaccination is useful to safeguard our life from this deadly disease.*
- *Vaccination sessions are planned as per the availability of vaccine. All are requested to cooperate.*
- *After receiving the first dose, second dose of Covishield vaccine is to be taken between 12–16weeks and second dose of Covaxin between 4-6 weeks.*
- *Covid vaccination is currently available to all above 15 years. Children in 15-18 age group will get Covaxin.*
- *Health Staffs, Frontline workers and people above 60 years with co-morbidities will get precaution dose after 9 months or 39 weeks from the second dose. The Same vaccine administered as first and second dose is to be taken as precaution dose. People above 60 years with co-morbidities should take medical advice before receiving precaution dose.*
- *Vaccination is available free of cost in all Government covid vaccination centers, and at a nominal rate (as per the Gol order F.No.2079203/2021/Immunization) in selected private Hospitals.*
- ***ENSURE ALL YOUR ELIGIBLE FAMILY MEMBERS ARE PROTECTED BY RECEIVING ANY OF THE AVAILABLE COVID VACCINE.***
- ***“BOTH COVAXIN AND COVISHIELD ARE EQUALLY EFFECTIVE AND SAFE”***
- ***“BE FULLY PROTECTED – GET THE SECOND DOSE AT YOUR SCHEDULED TIME”***

### ANALYSIS

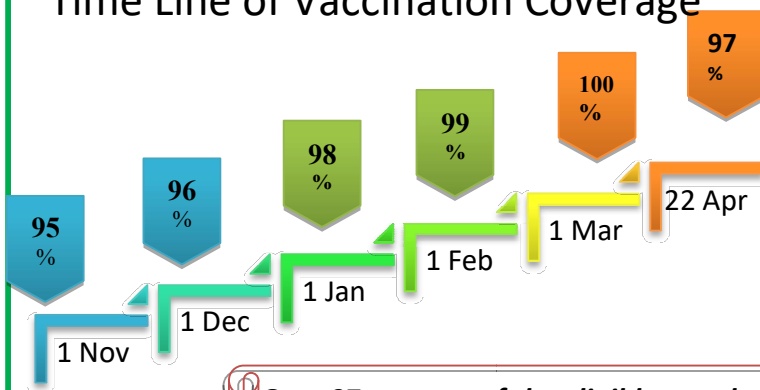
COVID-19 mass vaccinations are showing signs of preventing illness and steep decline in cases and hospital admissions in countries which done vaccination. Kerala started its vaccination for health care workers from January 16, 2021. The COVID-19 Vaccines Operational Guidelines issued by the Ministry of Health and Family Welfare, Govt. of India, 28th December 2020 and all subsequent Guidelines issued by Ministry of Health and Family Welfare, Govt of India are followed at the sites and all vaccination lanes

### Summary of COVID Vaccine Administered as on 22-04-2022 midnight



- 97%** of eligible population vaccinated with a single dose till April 22
- 83%** of eligible population vaccinated with double dose till April 22
- State has vaccinated about **79%** of children aged 15 - 17 years with a single dose

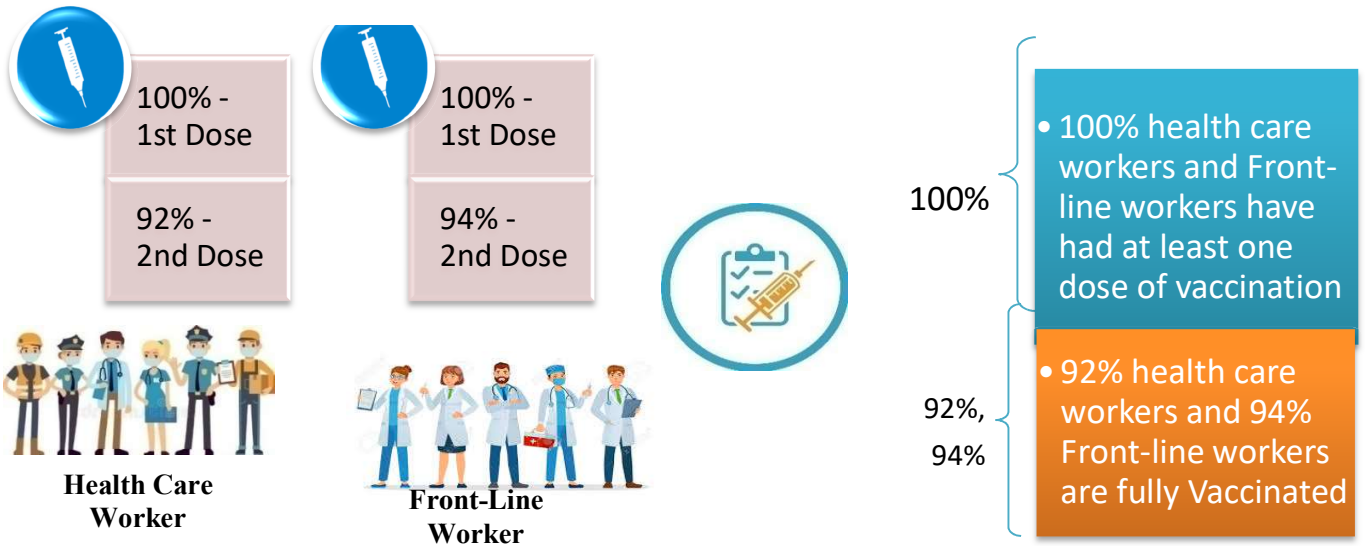
### Time Line of Vaccination Coverage



Kerala began administration of COVID 19 Vaccines on 16<sup>th</sup> January, 2021. As of 22<sup>th</sup> April 2022, Kerala has administered over 53 million doses overall, including first and second doses of vaccines.

**Over 97 per cent of the eligible population (15 + years) in Kerala has been administered the first dose of the Covid-19 vaccine. The state has achieved the target within 468 days since the beginning of the vaccination drive on January 16, 2021**

## Health Care Workers & Front-line Workers Vaccinated



### Are You Vaccinated? You Still Need to Practice: SMS

- Even after vaccination, follow COVID appropriate behavior
- Practice Social Distancing and greet without physical contact
- Always wear clean face mask
- Wash your hands thoroughly and frequently or use hand sanitizer
- Follow the current COVID 19 guidelines to prevent further spread
- Stay Safe. Stay Strong. Get Vaccinated



Even After Getting Vaccinated Keep Taking Precautions to Protect Your Self



# The Race Towards Full Vaccination - Weekly Trend

2<sup>nd</sup> – 8<sup>th</sup> April 2022

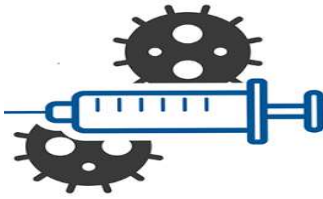
Kerala Administered over

## 0.75 Lakh

COVID Vaccine Doses

in the last 7 days

(2<sup>nd</sup> – 8<sup>th</sup> April, 2022)



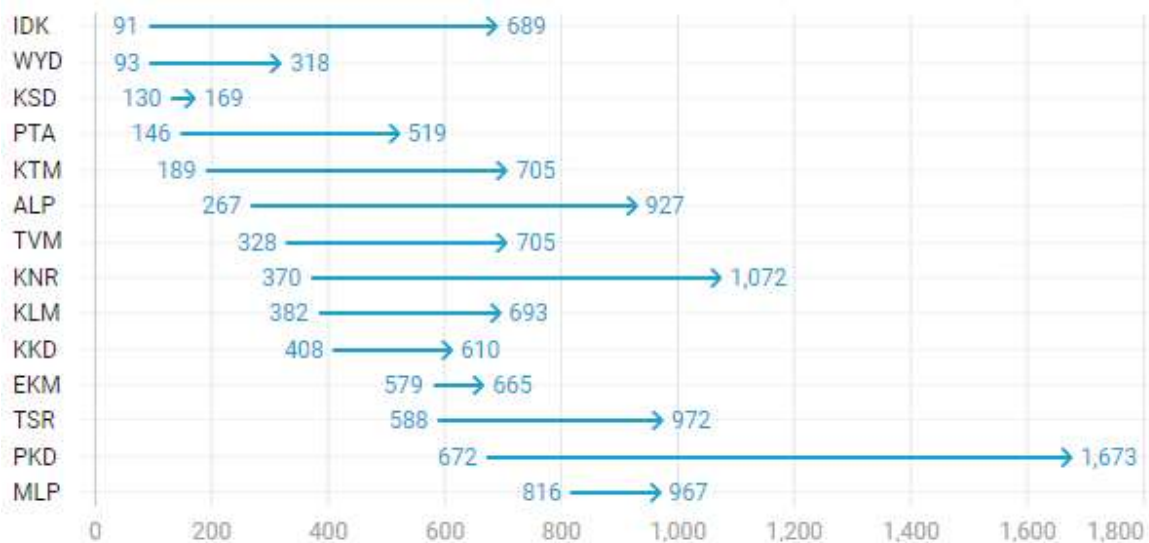
From 2<sup>nd</sup> - 8<sup>th</sup> April, 2022 on average

0.11 lakh doses were administered daily.

Average Doses Administered Per day per week (in 1000)



Trend in average per day vaccination for the last two weeks



# Race Against Time – Vaccination Quarterly Status

(Q1:16<sup>th</sup> Jan-Mar, Q2: Apr-June, Q3: July-Sep, Q4: Oct - Dec)

## Daily Average Doses Administered per Quarter

In the first Quarter, only 42201 first doses and 5324 second doses were administered daily on average. During the second, third and fourth quarters, the daily vaccination of the first and second doses increased significantly.



## Vaccination Achievement per Quarter

In the third quarter of the immunization drive, 52% of the eligible population (18 + age) in Kerala were given the first dose and 29% the second dose.

■ Q1 ■ Q2 ■ Q3

### First Dose

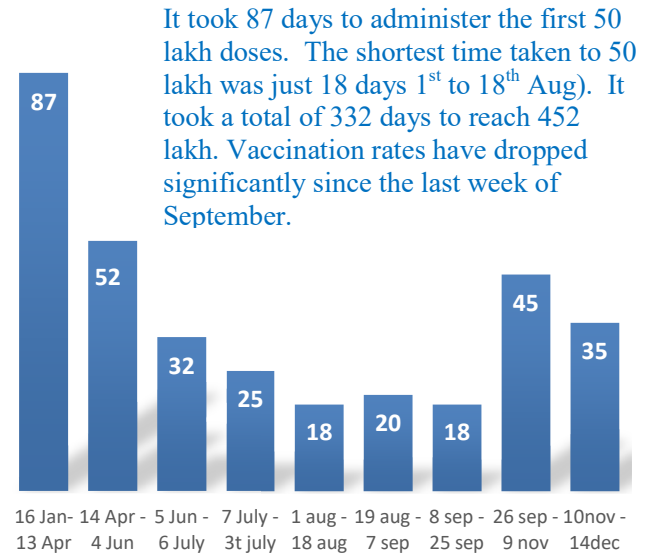


### Second Dose



## Dose Progression

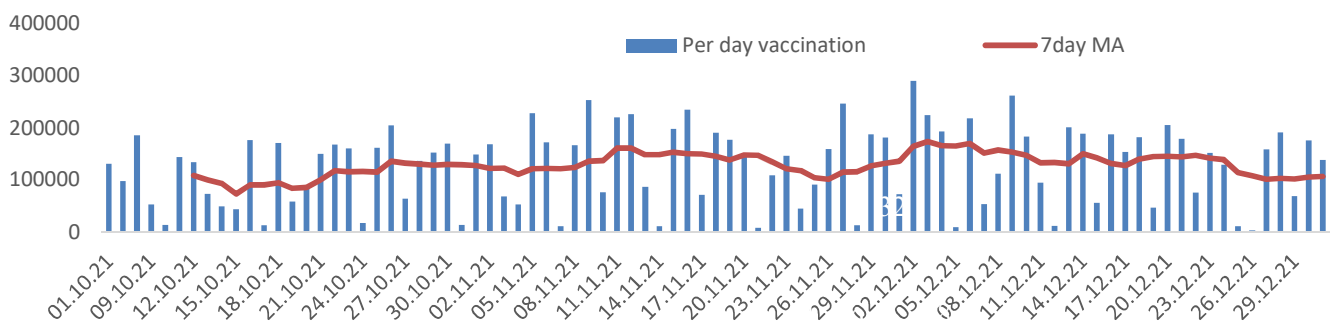
The chart shows the days taken for total COVID-19 Vaccination doses (both first and second) in Kerala to cross every 50 lakh dose mark



It took 87 days to administer the first 50 lakh doses. The shortest time taken to 50 lakh was just 18 days 1<sup>st</sup> to 18<sup>th</sup> Aug). It took a total of 332 days to reach 452 lakh. Vaccination rates have dropped significantly since the last week of September.

## Vaccine Administered per Day and 7 days Moving Average in Last Quarter (Oct -Dec)

The seven-day moving average of daily doses in the last quarter showed a peak on December 2<sup>nd</sup> and continued to fluctuate thereafter



## Important Message to the Public

- a. *Infection or infection rate is only a part and disease manifestation of disease is to be monitored*
- b. *Fatality among vaccinated people is very less. Disease severity among vaccinated people is less.*
- c. *People with comorbidity should be careful. Once detected covid positive they should get admitted and do not stay at home.*
- d. *Death among non-vaccinated people, especially people with comorbidity is because of late arrival in hospitals*
- e. *Diabetes and Hypertension together is the most common cause of patient death if they arrive late.*
- f. *Vaccinated people, only if symptomatic are advised to consult Doctor.*
- g. *Non Vaccinated people, if symptomatic, may do RTPCR test*
- h. *Antigen testing is only for emergency purpose*
- i. *Non vaccinated people with co-morbidities to do testing by RTPCR and consult doctor*
- j. *Repeat RTPCR is not needed among the people who are detected COVID positive in the previous 2 months*
- k. *All young person detected positive and at home isolation should do glucose test*

TABLE1.Total Vaccination done in the State as on 22/04/2022 midnight

State Summary (15+ years)-Total doses administered till 23/4/2022 at 12 AM								
District	Target	First Dose	Percent age	Second Dose	Percentage*	Precaution Dose	Percentage	Total doses administered
Alappuzha	1829568	1701653	93%	1567210	86%	126496	33%	33,95,359
Ernakulam	3217878	3225945	100%	2736330	85%	142563	24%	61,04,838
Idukki	950762	939846	99%	781919	82%	30774	18%	17,52,539
Kannur	2100307	2118489	101%	1856180	88%	108352	26%	40,83,021
Kasaragod	1092141	1021298	93%	850816	78%	39593	18%	19,11,707
Kollam	2268371	2173166	96%	1873312	83%	112268	27%	41,58,746
Kottayam	1704500	1630392	96%	1426762	84%	100629	30%	31,57,783
Kozhikode	2746273	2618663	95%	2167563	79%	95843	20%	48,82,069
Malappuram	3386535	3321912	98%	2592520	76%	78549	19%	59,92,981
Palakkad	2349082	2296650	98%	1958919	83%	108426	30%	43,63,995
Pathanamthitta	1118564	1137846	102%	959306	86%	104979	32%	22,02,131
Thiruvananthapuram	2914006	2815759	97%	2428592	83%	172994	28%	54,17,345
Thrissur	2767777	2582418	93%	2365602	85%	152356	33%	51,00,376
Wayanad	716933	730246	102%	628510	88%	32986	18%	13,91,742
<b>Grand Total</b>	<b>29,162,697</b>	<b>2,83,14,283</b>	<b>97%</b>	<b>2,41,93,541</b>	<b>83%</b>	<b>14,06,808</b>	<b>26%</b>	<b>5,39,14,632</b>

TABLE2.Covid-19 Vaccination Center Functional in the State as on 22/04/2022 midnight

DISTRICTS	12+	15+	18+	Total
Alappuzha	84	0	5	89
Ernakulam	16	5	40	61
Idukki	7	4	15	26
Kannur	5	3	17	25
Kasaragod	0	1	4	5
Kollam	12	10	14	36
Kottayam	12	16	26	54
Kozhikode	2	5	24	31
Malappuram	13	14	21	48
Palakkad	19	15	22	56
Pathanamthitta	6	7	14	27
Thiruvananthapuram	0	2	14	16
Thrissur	29	4	26	59
Wayanad	3	3	5	11
<b>GrandTotal</b>	<b>208</b>	<b>89</b>	<b>247</b>	<b>544</b>

TABLE3. Health Care Workers Coverage as on 22/04/2022 midnight

<i>DISTRICT</i>	<i>1st DOSE</i>	<i>2nd Dose</i>	<i>% fully vaccinated</i>	<i>Precaution dose</i>	<i>Precaution dose (%) *</i>
<b>Alappuzha</b>	29022	27217	94%	12818	53%
<b>Ernakulam</b>	85566	75754	89%	29797	44%
<b>Idukki</b>	13554	12998	96%	5449	47%
<b>Kannur</b>	40388	37515	93%	17442	51%
<b>Kasaragod</b>	11610	10807	93%	4563	47%
<b>Kollam</b>	36036	33798	94%	14250	49%
<b>Kottayam</b>	38706	36285	94%	16018	50%
<b>Kozhikode</b>	52734	47927	91%	17004	41%
<b>Malappuram</b>	44833	41974	94%	16594	48%
<b>Palakkad</b>	34674	32000	92%	14926	53%
<b>Pathanamthitta</b>	29336	25068	85%	11035	49%
<b>Thiruvananthapuram</b>	73423	66346	90%	25430	45%
<b>Thrissur</b>	51909	49166	95%	25135	57%
<b>Wayanad</b>	13978	13285	95%	6172	51%
<b>Grand Total</b>	<b>555769</b>	<b>510140</b>	<b>92%</b>	<b>216633</b>	<b>48%</b>

1st Dose coverage for HCW is 100%

\*Proportion of beneficiaries who are eligible ( completed 9 months after 2nd dose )

TABLE4. Frontline workers Coverage as on 22/04/2022 midnight

<i>DISTRICT</i>	<i>1st dose</i>	<i>2nd Dose</i>	<i>% fully vaccinated</i>	<i>Precaution dose</i>	<i>Precaution dose(%) *</i>
<b>Alappuzha</b>	39127	36735	94%	12229	38%
<b>Ernakulam</b>	54934	50317	92%	16937	39%
<b>Idukki</b>	22993	21327	93%	4920	28%
<b>Kannur</b>	41381	39953	97%	11302	32%
<b>Kasaragod</b>	24615	22457	91%	5831	29%
<b>Kollam</b>	42235	38803	92%	9444	29%
<b>Kottayam</b>	32140	30592	95%	10230	37%
<b>Kozhikode</b>	55273	52536	95%	8299	18%
<b>Malappuram</b>	53913	51242	95%	11784	27%
<b>Palakkad</b>	48096	45512	95%	14729	37%
<b>Pathanamthitta</b>	25249	22515	89%	6372	32%
<b>Thiruvananthapuram</b>	72996	67585	93%	19101	36%
<b>Thrissur</b>	41904	40723	97%	16238	46%
<b>Wayanad</b>	17021	16089	95%	3826	27%
<b>Grand Total</b>	<b>571877</b>	<b>536386</b>	<b>94%</b>	<b>151242</b>	<b>33%</b>

1st Dose coverage for FLW is 100%

\*Proportion of beneficiaries who are eligible ( completed 9 months after 2nd dose )



TABLE5.Age-Appropriate Group (45-59 Years) Coverage as on 22/04/2022 midnight

Table 5: Age appropriate group (45-59 years) coverage							
45-59 years Coverage as on		23/04/2022		at 12 AM			
District	Target	1st Dose Coverage	Percentage	2nd Dose Coverage	Percentage fully vaccinated	Precaution dose	%
Alappuzha	535436	438790	82%	415056	78%	647	0.64%
Ernakulam	809349	783398	97%	700915	87%	2750	1.68%
Idukki	237564	246921	104%	218764	92%	117	0.22%
Kannur	527295	515690	98%	478857	91%	607	0.52%
Kasaragod	253027	252144	100%	223532	88%	69	0.08%
Kollam	541201	559887	103%	501152	93%	733	0.59%
Kottayam	478470	414049	87%	373649	78%	720	0.91%
Kozhikode	658949	654623	99%	579839	88%	672	0.48%
Malappuram	733338	722667	99%	625956	85%	348	0.27%
Palakkad	614226	547053	89%	498069	81%	850	0.84%
Pathanamthitta	264372	281722	107%	251299	95%	563	0.65%
Thiruvananthapuram	735836	681396	93%	612065	83%	2397	1.31%
Thrissur	689418	663781	96%	623352	90%	2068	1.75%
Wayanad	170537	177117	104%	164164	96%	57	0.08%
<b>Grand Total</b>	<b>7249018</b>	<b>69,39,238</b>	<b>96%</b>	<b>62,66,669</b>	<b>86%</b>	<b>12598</b>	<b>0.82%</b>

TABLE6.Age-Appropriate Group (≥60 Years) Coverage as on 22/04/2022midnight

Table 6: Age appropriate group (≥ 60 years) coverage							
≥ 60 years Coverage as on		23/04/2022		at 12 AM			
District	Target	1st Dose Coverage	Percentage	2nd Dose Coverage	Percentage fully vaccinated	Precaution dose	%
Alappuzha	424565	428850	101%	399895	94%	100707	48%
Ernakulam	673885	676057	100%	619425	92%	92592	31%
Idukki	193981	194527	100%	172733	89%	20278	24%
Kannur	438602	444374	101%	411839	94%	78919	39%
Kasaragod	182460	181669	100%	160089	88%	29123	31%
Kollam	497558	499383	100%	454070	91%	87728	41%
Kottayam	418008	419543	100%	383285	92%	73568	40%
Kozhikode	526896	528992	100%	479019	91%	69765	32%
Malappuram	477642	487994	102%	433442	91%	49785	28%
Palakkad	437708	439688	100%	401007	92%	77877	43%
Pathanamthitta	311297	312112	100%	280229	90%	86905	47%
Thiruvananthapuram	630465	632828	100%	570170	90%	125904	41%
Thrissur	581781	587924	101%	556692	96%	108652	44%
Wayanad	128009	128283	100%	114265	89%	22925	29%
<b>Grand Total</b>	<b>5922857</b>	<b>59,62,224</b>	<b>101%</b>	<b>54,36,160</b>	<b>92%</b>	<b>10,24,728</b>	<b>38%</b>

TABLE 6. Age-Appropriate Group (18-44Years) Coverage as on 22/04/2022 midnight

18-44 years Coverage as on 23/04/2022 at 12 AM							
District	Target	First Dose					
		1st Dose Coverage	Percentage	2nd Dose Coverage	Percentage fully vaccinated	Precaution dose	%
Alappuzha	744178	669005	90%	626759	84%	95	0.77%
Ernakulam	1470864	1508151	103%	1216612	83%	487	1.79%
Idukki	437537	418941	96%	330840	76%	10	0.20%
Kannur	947964	963841	102%	820044	87%	82	0.33%
Kasaragod	556876	500585	90%	404591	73%	7	0.07%
Kollam	1054752	931398	88%	783237	74%	113	0.60%
Kottayam	665544	654343	98%	561249	84%	93	0.59%
Kozhikode	1313678	1218941	93%	955511	73%	103	0.48%
Malappuram	1777378	1826913	103%	1367562	77%	38	0.10%
Palakkad	1088327	1084926	100%	902971	83%	44	0.30%
Pathanamthitta	460819	442626	96%	352204	76%	104	0.86%
Thiruvananthapuram	1309099	1246481	95%	1051986	80%	162	0.76%
Thrissur	1274465	1096632	86%	1009991	79%	263	1.21%
Wayanad	361152	354186	98%	299896	83%	6	0.10%
<b>Grand Total</b>	<b>13462633</b>	<b>1,29,16,969</b>	<b>96%</b>	<b>1,06,83,453</b>	<b>79%</b>	<b>1607</b>	<b>0.65%</b>
<b>*Among those who have taken first dose</b>							

TABLE 7. Age-Appropriate Group (15-17 Years) Coverage as on 22/04/2022midnight

15-17 years Coverage as on 23/04/2022 at 12 AM					
District	Target	1st Dose Coverage	Percentage	2nd Dose Coverage	Percentage fully vaccinated
Alappuzha	80832	76348	94%	58272	72%
Ernakulam	172307	110560	64%	73250	43%
Idukki	51339	35449	69%	25000	49%
Kannur	97722	98893	101%	66751	68%
Kasaragod	60496	48440	80%	29216	48%
Kollam	105234	94440	90%	62248	59%
Kottayam	85400	64017	75%	41561	49%
Kozhikode	143028	105733	74%	52648	37%
Malappuram	241212	176861	73%	72016	30%
Palakkad	132742	113582	86%	75592	57%
Pathanamthitta	48854	38802	79%	27776	57%
Thiruvananthapuram	145238	99675	69%	60377	42%
Thrissur	123540	120399	97%	83917	68%
Wayanad	29245	34455	118%	20533	70%
<b>Grand Total</b>	<b>1,517,189</b>	<b>12,17,654</b>	<b>79%</b>	<b>7,49,157</b>	<b>49%</b>

Table 8: Age appropriate group (12-14 years) Coverage as on 22/04/2022midnight

District	12-14 years Coverage as on		23/4/2022	at 12 AM
	1st Dose Coverage	Percentage	2nd Dose Coverage	Percentage fully vaccinated
Alappuzha	20511	47%	3276	8%
Ernakulam	7279	8%	57	0%
Idukki	7461	25%	257	1%
Kannur	13922	16%	1221	1%
Kasaragod	2235	6%	124	0%
Kollam	9787	14%	4	0%
Kottayam	7594	14%	141	0%
Kozhikode	2367	2%	83	0%
Malappuram	8731	5%	328	0%
Palakkad	28631	38%	3768	5%
Pathanamthitta	7999	24%	215	1%
Thiruvananthapuram	8960	10%	63	0%
Thrissur	19869	20%	1761	2%
Wayanad	5206	19%	278	1%
<b>Grand Total</b>	<b>1,50,552</b>	<b>15%</b>	<b>11,576</b>	<b>1%</b>

TABLE9.State Summary (18+) as on 22/04/2022 midnight

State Summary (18+) 23-04-2022						at 12 AM	
District	Target	First Dose	Percentage	Second Dose	Percentage*	Precaution Dose	Percentage
Alappuzha	1704179	1604794	94%	1505662	88%	126496	33%
Ernakulam	2954098	3108106	105%	2663023	90%	142563	24%
Idukki	869082	896936	103%	756662	87%	30774	18%
Kannur	1913861	2005674	105%	1788208	93%	108352	26%
Kasaragod	992363	970623	98%	821476	83%	39593	18%
Kollam	2093511	2068939	99%	1811060	87%	112268	27%
Kottayam	1562022	1558781	100%	1385060	89%	100629	30%
Kozhikode	2499523	2510563	100%	2114832	85%	95843	20%
Malappuram	2988358	3136320	105%	2520176	84%	78549	19%
Palakkad	2140261	2154437	101%	1879559	88%	108426	30%
Pathanamthitta	1036488	1091045	105%	931315	90%	104979	32%
Thiruvananthapuram	2675400	2707124	101%	2368152	89%	172994	28%
Thrissur	2545664	2442150	96%	2279924	90%	152356	33%
Wayanad	659698	690585	105%	607699	92%	32986	18%
<b>Grand Total</b>	<b>2,66,34,508</b>	<b>2,69,46,077</b>	<b>101%</b>	<b>2,34,32,808</b>	<b>88%</b>	<b>1406808</b>	<b>26%</b>

\*Revised target population(> 18 years) as per MOHFW is 2.67 crores

\*As per letter from Additional Secretary MOHFW- D O No 2317579/2021/Imm dated 15/09/2021

TABLE 10. Achievement for the day 22/04/2022 midnight

Daily achievement		23-04-2022		
District	First Dose	Second Dose	Precaution dose	Total Doses Administered
Alappuzha	2152	864	552	3568
Ernakulam	1054	1136	4477	6667
Idukki	376	384	400	1160
Kannur	533	587	519	1639
Kasaragod	1	2	23	26
Kollam	455	523	1071	2049
Kottayam	675	512	1342	2529
Kozhikode	121	433	1029	1583
Malappuram	653	958	862	2473
Palakkad	1132	1795	1138	4065
Pathanamthitta	477	269	962	1708
Thiruvananthapuram	30	131	391	552
Thrissur	954	464	841	2259
Wayanad	362	489	475	1326
<b>Grand Total</b>	<b>8975</b>	<b>8547</b>	<b>14082</b>	<b>31604</b>

\*\* Vaccine stock details couldn't be downloaded from e-VIN portal as the portal is down.

TABLE11.COVID Vaccination related sites

<a href="mailto:support@cowin.gov.in">support@cowin.gov.in</a> <a href="https://www.cowin.gov.in/home">https://www.cowin.gov.in/home</a> <a href="https://dashboard.kerala.gov.in/">https://dashboard.kerala.gov.in/</a> <a href="https://dhs.kerala.gov.in/https://aogyakeralam.gov.in/https://sha.kerala.gov.in/">https://dhs.kerala.gov.in/https://aogyakeralam.gov.in/https://sha.kerala.gov.in/</a>
---

TABLE10.COVID Vaccination related Helpline numbers

National/State/District	Line1	Line2	Line3
National Helpline	1075	+91 1123978046	0120 4473222
Disha	1056	04712552056	
StateCallCenter	04712309251	04712309252	04712309255
Thiruvananthapuram	9188610100	1077	
Kollam	04742797609	8589015556	
Pathanamthitta	04682222515	04682228220	
Alappuzha	04772239999		
Kottayam	04812565200	04812304800	04812581900
Idukki	18004255640	04862232220	04862233118
Ernakulam	9072303861		
Thrissur	9400066921	9400066922	9400066923
Palakkad	04912505264	04912505189	8943341439
Malappuram	04832733253	04832737858	04832733252
Kozhikode	7594001442		
Wayanad	04936202343	04936202375	9072510900
Kannur	04972700194		
Kasargod	9061076590	9061079244	9061078026