



www.health.kerala.gov.in

**COVID-19 OUTBREAK CONTROL AND PREVENTION STATE CELL
HEALTH & FAMILY WELFARE DEPARTMENT**

controlroomdhskerala@gmail.com

www.dhs.kerala.gov.in

Kerala HEALTH-COVID-19 DAILY VACCINATION BULLETIN

Date: 23/04/2022

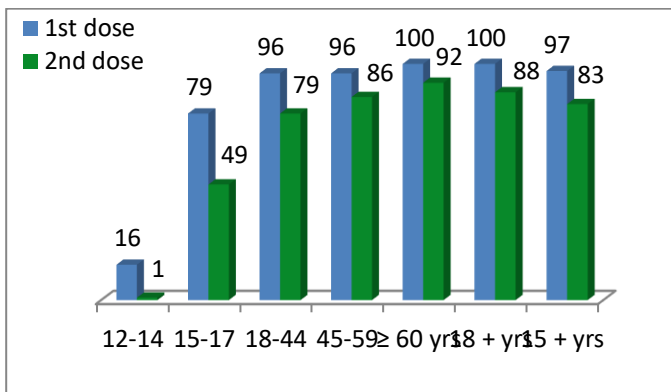
**OUR HEALTH OUR RESPONSIBILITY
VACCINE ADVISORY**

- *People who are vaccinated with Covid Vaccine are reported to have reduced Covid related ICU admissions, serious disease and death.*
- *Early vaccination is useful to safeguard our life from this deadly disease.*
- *Vaccination sessions are planned as per the availability of vaccine. All are requested to cooperate.*
- *After receiving the first dose, second dose of Covishield vaccine is to be taken between 12–16 weeks and second dose of Covaxin between 4-6 weeks.*
- *Covid vaccination is currently available to all above 15 years. Children in 15-18 age group will get Covaxin.*
- *Health Staffs, Frontline workers and people above 60 years with co-morbidities will get precaution dose after 9 months or 39 weeks from the second dose. The Same vaccine administered as first and second dose is to be taken as precaution dose. People above 60 years with co-morbidities should take medical advice before receiving precaution dose.*
- *Vaccination is available free of cost in all Government covid vaccination centers, and at a nominal rate (as per the Gol order F.No.2079203/2021/Immunization) in selected private Hospitals.*
- **ENSURE ALL YOUR ELIGIBLE FAMILY MEMBERS ARE PROTECTED BY RECEIVING ANY OF THE AVAILABLE COVID VACCINE.**
- **“BOTH COVAXIN AND COVISHIELD ARE EQUALLY EFFECTIVE AND SAFE”**
- **“BE FULLY PROTECTED – GET THE SECOND DOSE AT YOUR SCHEDULED TIME”**

ANALYSIS


COVID-19 mass vaccinations are showing signs of preventing illness and steep decline in cases and hospital admissions in countries which done vaccination. Kerala started its vaccination for health care workers from January 16, 2021. The COVID-19 Vaccines Operational Guidelines issued by the Ministry of Health and Family Welfare, Govt. of India, 28th December 2020 and all subsequent Guidelines issued by Ministry of Health and Family Welfare, Govt of India are followed at the sites and all vaccination lanes

Summary of COVID Vaccine Administered as on 23-04-2022 midnight



- 97%** of eligible population vaccinated with a single dose till April 23
- 83%** of eligible population vaccinated with double dose till April 23
- State has vaccinated about **79%** of children aged 15 - 17 years with a single dose

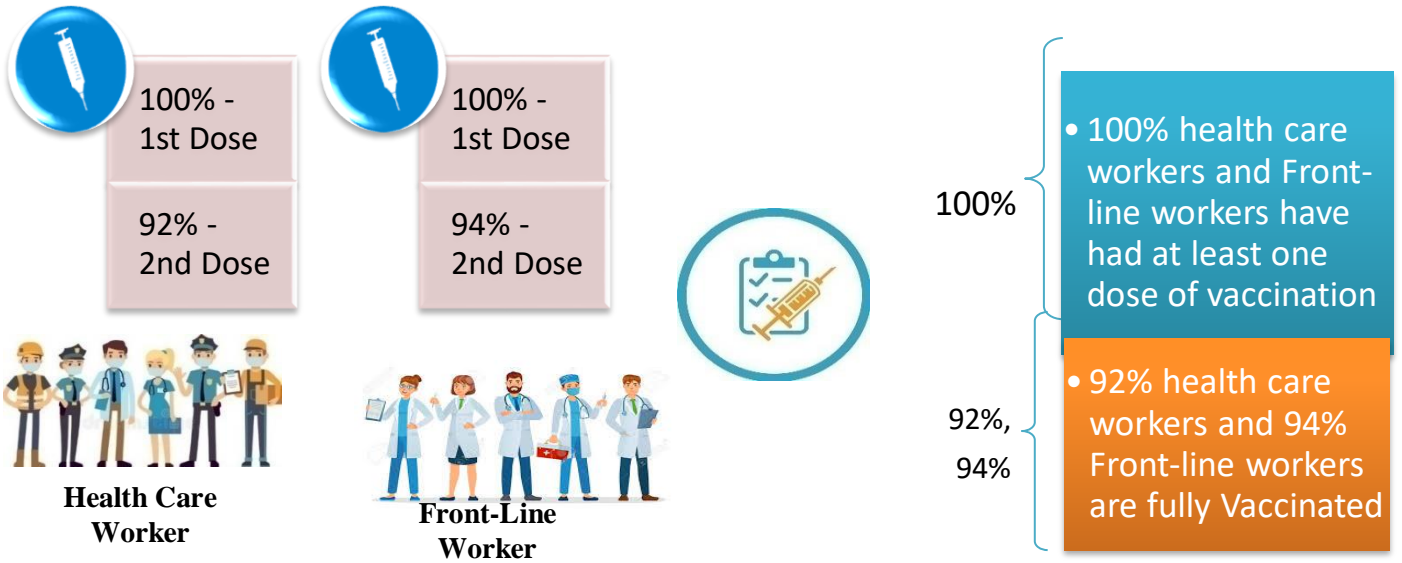
Time Line of Vaccination Coverage



Kerala began administration of COVID 19 Vaccines on 16th January, 2021. As of 23th April 2022, Kerala has administered over 53 million doses overall, including first and second doses of vaccines.


Over 97 per cent of the eligible population (15 + years) in Kerala has been administered the first dose of the Covid-19 vaccine. The state has achieved the target within 469 days since the beginning of the vaccination drive on January 16, 2021

Health Care Workers & Front-line Workers Vaccinated



Are You Vaccinated? You Still Need to Practice: SMS

- Even after vaccination, follow COVID appropriate behavior
- Practice Social Distancing and greet without physical contact
- Always wear clean face mask
- Wash your hands thoroughly and frequently or use hand sanitizer
- Follow the current COVID 19 guidelines to prevent further spread
- Stay Safe. Stay Strong. Get Vaccinated



Even After Getting Vaccinated Keep Taking Precautions to Protect Your Self



GET VACCINATED



WASH YOUR HANDS



WEAR A MASK



KEEP YOUR DISTANCE

The Race Towards Full Vaccination - Weekly Trend

16th – 22nd April 2022

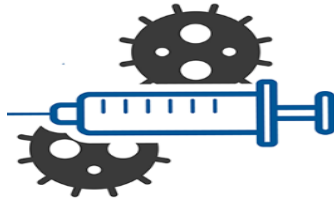
Kerala Administered over

0.62 Lakh

COVID Vaccine Doses

in the last 7 days

(16th – 22nd April, 2022)

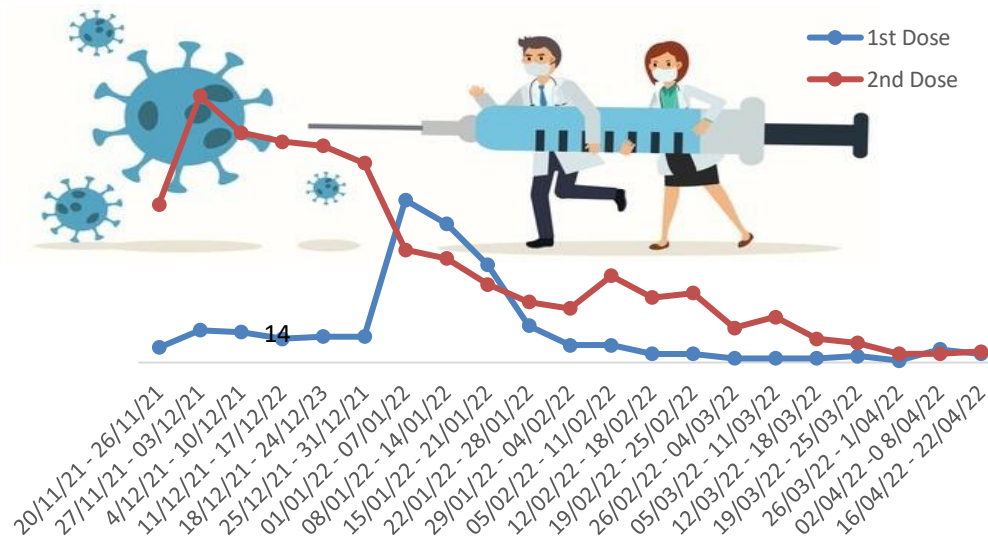


From 16th – 22nd April, 2022 on average

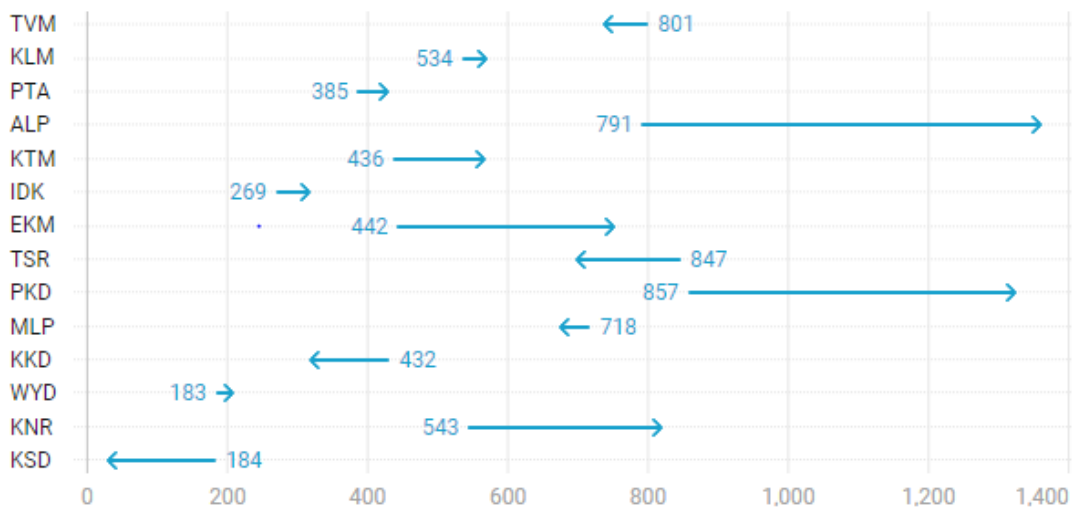
0.081lakh

doses were administered daily.

Average Doses Administered Per day per week (in 1000)



Trend in average per day vaccination for the last two weeks

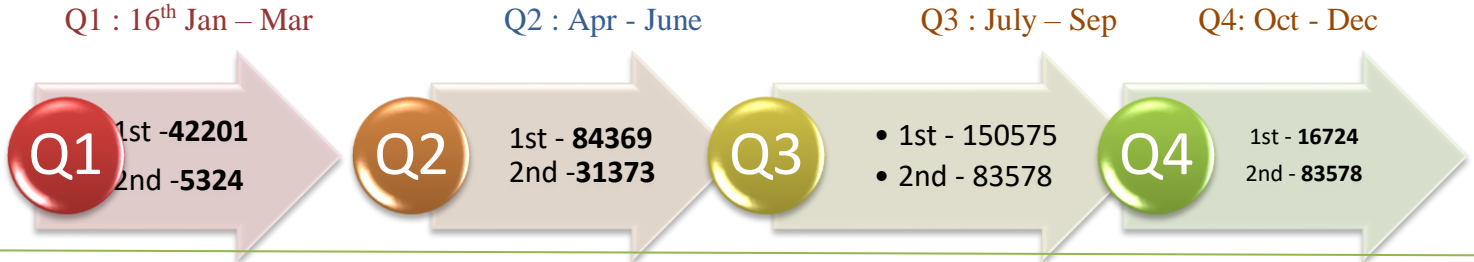


Race Against Time – Vaccination Quarterly Status

(Q1:16th Jan-Mar, Q2: Apr-June, Q3: July-Sep, Q4: Oct - Dec)

Daily Average Doses Administered per Quarter

In the first Quarter, only 42201 first doses and 5324 second doses were administered daily on average. During the second, third and fourth quarters, the daily vaccination of the first and second doses increased significantly.

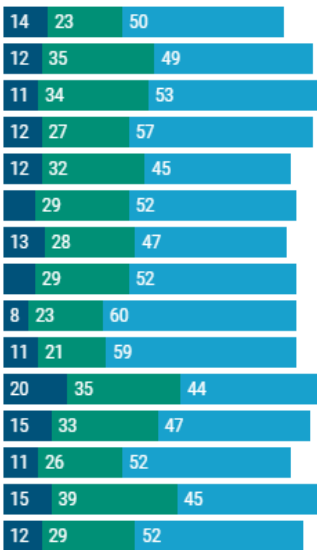


Vaccination Achievement per Quarter

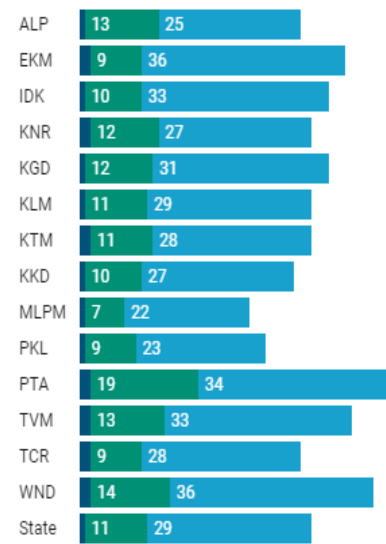
In the third quarter of the immunization drive, 52% of the eligible population (18 + age) in Kerala were given the first dose and 29% the second dose.

■ Q1 ■ Q2 ■ Q3

First Dose

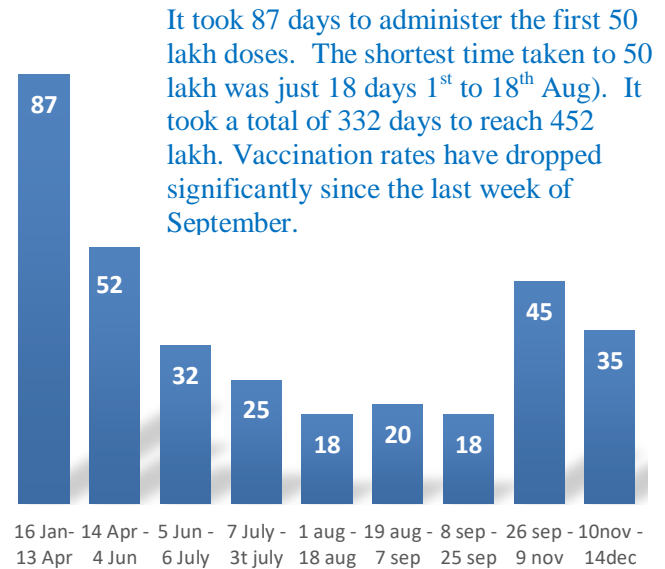


Second Dose



Dose Progression

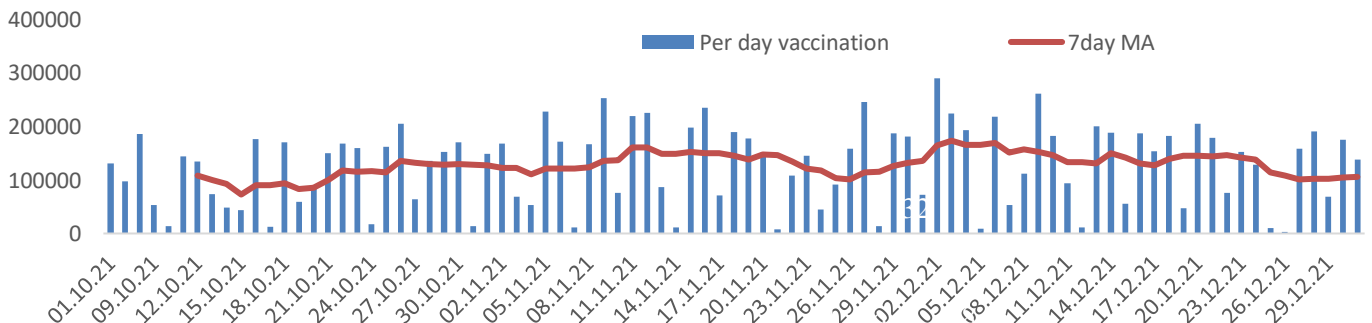
The chart shows the days taken for total COVID-19 Vaccination doses (both first and second) in Kerala to cross every 50 lakh dose mark



It took 87 days to administer the first 50 lakh doses. The shortest time taken to 50 lakh was just 18 days 1st to 18th Aug). It took a total of 332 days to reach 452 lakh. Vaccination rates have dropped significantly since the last week of September.

Vaccine Administered per Day and 7 days Moving Average in Last Quarter (Oct -Dec)

The seven-day moving average of daily doses in the last quarter showed a peak on December 2nd and continued to fluctuate thereafter



Important Message to the Public

- a. *Infection or infection rate is only a part and disease manifestation of disease is to be monitored*
- b. *Fatality among vaccinated people is very less. Disease severity among vaccinated people is less.*
- c. *People with comorbidity should be careful. Once detected covid positive they should get admitted and do not stay at home.*
- d. *Death among non-vaccinated people, especially people with comorbidity is because of late arrival in hospitals*
- e. *Diabetes and Hypertension together is the most common cause of patient death if they arrive late.*
- f. *Vaccinated people, only if symptomatic are advised to consult Doctor.*
- g. *Non Vaccinated people, if symptomatic, may do RTPCR test*
- h. *Antigen testing is only for emergency purpose*
- i. *Non vaccinated people with co-morbidities to do testing by RTPCR and consult doctor*
- j. *Repeat RTPCR is not needed among the people who are detected COVID positive in the previous 2 months*
- k. *All young person detected positive and at home isolation should do glucose test*

TABLE1.TotalVaccinationdonein theStateason 23/04/2022midnight

State Summary (15+ years)-Total doses administered till24/4/2022 at 12 AM								
District	Target	First Dose	Percent age	Second Dose	Percentage*	Precaution Dose	Percentage	Total doses administered
Alappuzha	1829568	1702112	93%	1568022	86%	127074	33%	3,397,208
Ernakulam	3217878	3226035	100%	2736814	85%	144607	24%	6,107,456
Idukki	950762	940358	99%	782141	82%	31101	18%	1,753,600
Kannur	2100307	2119490	101%	1857344	88%	109923	24%	4,086,757
Kasaragod	1092141	1022312	94%	851247	78%	39729	18%	1,913,288
Kollam	2268371	2175373	96%	1873634	83%	112799	26%	4,161,806
Kottayam	1704500	1631188	96%	1427278	84%	101833	28%	3,160,299
Kozhikode	2746273	2619212	95%	2168519	79%	96877	20%	4,884,608
Malappuram	3386535	3322586	98%	2593382	77%	79597	18%	5,995,565
Palakkad	2349082	2297188	98%	1960268	83%	109514	29%	4,366,970
Pathanamthitta	1118564	1138428	102%	959584	86%	105723	31%	2,203,735
Thiruvananthapuram	2914006	2818799	97%	2429168	83%	173542	27%	5,421,509
Thrissur	2767777	2585727	93%	2366847	85%	153222	31%	5,105,796
Wayanad	716933	730371	102%	628680	88%	33009	18%	1,392,060
Grand Total	29,162,697	28,329,179	97%	24,202,928	83%	1,418,550	25%	53,950,657

TABLE2.Covid-19VaccinationCenterFunctionalintheStateason23/04/2022midnight

DISTRICTS	12+	15+	18+	Total
Alappuzha	7	84	6	97
Ernakulam	0	6	35	41
Idukki	6	2	12	20
Kannur	13	15	18	46
Kasaragod	47	0	4	51
Kollam	45	3	14	62
Kottayam	13	15	21	49
Kozhikode	10	37	21	68
Malappuram	20	14	21	55
Palakkad	11	13	18	42
Pathanamthitta	13	7	9	29
Thiruvananthapuram	123	0	15	138
Thrissur	76	2	26	104
Wayanad	3	2	5	10
GrandTotal	387	200	225	812

TABLE3. HealthCare Workers Coverage as on 23/04/2022 midnight

DISTRICT	1st DOSE	2nd Dose	% fully vaccinated	Precaution dose	Precaution dose (%) *
Alappuzha	29022	27218	94%	12833	53%
Ernakulam	85566	75755	89%	29850	44%
Idukki	13554	12998	96%	5461	47%
Kannur	40388	37515	93%	17496	51%
Kasaragod	11610	10807	93%	4566	47%
Kollam	36036	33799	94%	14258	49%
Kottayam	38706	36285	94%	16033	50%
Kozhikode	52734	47929	91%	17039	41%
Malappuram	44833	41974	94%	16627	48%
Palakkad	34674	32000	92%	14953	53%
Pathanamthitta	29336	25069	85%	11053	49%
Thiruvananthapuram	73423	66346	90%	25446	44%
Thrissur	51909	49166	95%	25160	57%
Wayanad	13978	13285	95%	6174	51%
Grand Total	555769	510146	92%	216949	48%

1st Dose coverage for HCW is 100%

*Proportion of beneficiaries who are eligible (completed 9 months after 2nd dose)

TABLE4. Frontlineworkers Coverage as on 23/04/2022 midnight

DISTRICT	1st dose	2nd Dose	% fully vaccinated	Precaution dose	Precaution dose (%) *
Alappuzha	39127	36736	94%	12259	38%
Ernakulam	54934	50317	92%	16961	39%
Idukki	22993	21327	93%	4929	28%
Kannur	41381	39954	97%	11367	32%
Kasaragod	24615	22458	91%	5847	29%
Kollam	42235	38803	92%	9456	29%
Kottayam	32140	30592	95%	10251	37%
Kozhikode	55273	52536	95%	8354	19%
Malappuram	53913	51242	95%	11842	27%
Palakkad	48096	45513	95%	14825	37%
Pathanamthitta	25249	22515	89%	6402	32%
Thiruvananthapuram	72996	67585	93%	19117	35%
Thrissur	41904	40723	97%	16259	46%
Wayanad	17021	16089	95%	3827	27%
Grand Total	571877	536390	94%	151696	33%

1st Dose coverage for FLW is 100%

*Proportion of beneficiaries who are eligible (completed 9 months after 2nd dose)

TABLE5.Age-AppropriateGroup(45-59 Years)Coverageason23/04/2022midnight

Table 5: Age appropriate group (45-59 years) coverage							
45-59 years Coverage as on 24/04/2022 at 12 AM							
District	Target	1st Dose Coverage	Percentage	2nd Dose Coverage	Percentage fully vaccinated	Precaution dose	%
Alappuzha	535436	438792	82%	415076	78%	743	0.72%
Ernakulam	809349	783400	97%	700945	87%	3223	1.88%
Idukki	237564	246922	104%	218786	92%	143	0.25%
Kannur	527295	515695	98%	478904	91%	728	0.51%
Kasaragod	253027	252148	100%	223541	88%	87	0.10%
Kollam	541201	559892	103%	501180	93%	821	0.64%
Kottayam	478470	414053	87%	373680	78%	879	0.92%
Kozhikode	658949	654639	99%	579895	88%	788	0.53%
Malappuram	733338	722671	99%	626024	85%	389	0.27%
Palakkad	614226	547055	89%	498125	81%	1018	0.96%
Pathanamthitta	264372	281726	107%	251308	95%	674	0.72%
Thiruvananthapuram	735836	681398	93%	612071	83%	2689	1.40%
Thrissur	689418	663785	96%	623373	90%	2471	1.93%
Wayanad	170537	177117	104%	164165	96%	58	0.08%
Grand Total	7249018	6,939,293	96%	6,267,073	86%	14711	0.88%

TABLE6.Age-Appropriate Group (≥60 Years) Coverage as on 23/04/2022midnight

Table 6: Age appropriate group (≥ 60 years) coverage							
≥ 60 years Coverage as on 24/04/2022 at 12 AM							
District	Target	1st Dose Coverage	Percentage	2nd Dose Coverage	Percentage fully vaccinated	Precaution dose	%
Alappuzha	424565	428856	101%	399912	94%	101133	47%
Ernakulam	673885	676063	100%	619469	92%	94017	31%
Idukki	193981	194529	100%	172744	89%	20556	24%
Kannur	438602	444376	101%	411879	94%	80236	38%
Kasaragod	182460	181669	100%	160098	88%	29221	30%
Kollam	497558	499383	100%	454085	91%	88144	40%
Kottayam	418008	419550	100%	383327	92%	74555	39%
Kozhikode	526896	528996	100%	479047	91%	70585	31%
Malappuram	477642	487996	102%	433464	91%	50699	27%
Palakkad	437708	439694	100%	401062	92%	78664	43%
Pathanamthitta	311297	312117	100%	280237	90%	87464	46%
Thiruvananthapuram	630465	632829	100%	570172	90%	126113	40%
Thrissur	581781	587928	101%	556708	96%	109035	43%
Wayanad	128009	128283	100%	114266	89%	22943	29%
Grand Total	5922857	5,962,269	101%	5,436,470	92%	1,033,365	38%

TABLE 6. Age-Appropriate Group (18-44 Years) Coverage as on 23/04/2022 midnight

18-44 years Coverage as on 24/04/2022 at 12 AM							
District	Target	First Dose					
		1st Dose Coverage	Percentage	2nd Dose Coverage	Percentage fully vaccinated	Precaution dose	%
Alappuzha	744178	669027	90%	626914	84%	106	0.83%
Ernakulam	1470864	1508177	103%	1216849	83%	556	2.02%
Idukki	437537	418950	96%	330923	76%	12	0.23%
Kannur	947964	963882	102%	820381	87%	96	0.38%
Kasaragod	556876	500600	90%	404681	73%	8	0.07%
Kollam	1054752	931408	88%	783327	74%	120	0.62%
Kottayam	665544	654361	98%	561428	84%	115	0.72%
Kozhikode	1313678	1219019	93%	955932	73%	111	0.49%
Malappuram	1777378	1826958	103%	1367998	77%	40	0.10%
Palakkad	1088327	1084944	100%	903256	83%	54	0.35%
Pathanamthitta	460819	442640	96%	352282	76%	130	1.02%
Thiruvananthapuram	1309099	1246491	95%	1052024	80%	177	0.76%
Thrissur	1274465	1096653	86%	1010116	79%	297	1.20%
Wayanad	361152	354188	98%	299912	83%	7	0.11%
Grand Total	13462633	12,917,298	96%	10,686,023	79%	1829	0.70%
*Among those who have taken first dose							

TABLE 7. Age-Appropriate Group (15-17 Years) Coverage as on 23/04/2022 midnight

15-17 years Coverage as on 24/04/2022 at 12 AM					
District	Target	1st Dose Coverage	Percentage	2nd Dose Coverage	Percentage fully vaccinated
Alappuzha	80832	76644	95%	58765	73%
Ernakulam	172307	110616	64%	73422	43%
Idukki	51339	35483	69%	25040	49%
Kannur	97722	98993	101%	67286	69%
Kasaragod	60496	48453	80%	29288	48%
Kollam	105234	94460	90%	62285	59%
Kottayam	85400	64143	75%	41798	49%
Kozhikode	143028	105880	74%	53024	37%
Malappuram	241212	176923	73%	72233	30%
Palakkad	132742	113672	86%	75832	57%
Pathanamthitta	48854	38831	79%	27850	57%
Thiruvananthapuram	145238	99675	69%	60377	42%
Thrissur	123540	120406	97%	83967	68%
Wayanad	29245	34458	118%	20543	70%
Grand Total	1,517,189	1,218,637	79%	751,710	49%

Table 8: Age appropriate group (12-14 years) Coverage as on 23/04/2022midnight

12-14 years Coverage as on 24/4/2022 at 12 AM				
District	1st Dose Coverage	Percentage	2nd Dose Coverage	Percentage fully vaccinated
Alappuzha	20644	48%	3401	8%
Ernakulam	7279	8%	57	0%
Idukki	7927	27%	323	1%
Kannur	14775	17%	1425	2%
Kasaragod	3217	8%	374	1%
Kollam	11959	17%	155	0%
Kottayam	8235	15%	168	0%
Kozhikode	2671	3%	156	0%
Malappuram	9292	6%	447	0%
Palakkad	29053	39%	4480	6%
Pathanamthitta	8529	26%	323	1%
Thiruvananthapuram	11987	13%	593	1%
Thrissur	23142	23%	2794	3%
Wayanad	5326	19%	420	2%
Grand Total	164,036	16%	15,116	1%

TABLE9.State Summary(18+) as on 23/04/2022midnight

State Summary (18+)24-04-2022 at 12 AM							
District	Target	First Dose	Percentage	Second Dose	Percentage*	Precaution Dose	Percentage
Alappuzha	1704179	1604824	94%	1505856	88%	127074	33%
Ernakulam	2954098	3108140	105%	2663335	90%	144607	24%
Idukki	869082	896948	103%	756778	87%	31101	18%
Kannur	1913861	2005722	105%	1788633	93%	109923	24%
Kasaragod	992363	970642	98%	821585	83%	39729	18%
Kollam	2093511	2068954	99%	1811194	87%	112799	26%
Kottayam	1562022	1558810	100%	1385312	89%	101833	28%
Kozhikode	2499523	2510661	100%	2115339	85%	96877	20%
Malappuram	2988358	3136371	105%	2520702	84%	79597	18%
Palakkad	2140261	2154463	101%	1879956	88%	109514	29%
Pathanamthitta	1036488	1091068	105%	931411	90%	105723	31%
Thiruvananthapuram	2675400	2707137	101%	2368198	89%	173542	27%
Thrissur	2545664	2442179	96%	2280086	90%	153222	31%
Wayanad	659698	690587	105%	607717	92%	33009	18%
Grand Total	2,66,34,508	26,946,506	101%	23,436,102	88%	1418550	25%

*Revised target population(> 18 years) as per MOHFW is 2.67 crores

*As per letter from Additional Secretary MOHFW- D O No 2317579/2021/Imm dated 15/09/2021

TABLE 10. Achievement for the day 23/04/2022midnight

Daily achievement 24-04-2022				
District	First Dose	Second Dose	Precaution dose	Total Doses Administered
Alappuzha	458	811	578	1847
Ernakulam	90	483	2044	2617
Idukki	512	222	327	1061
Kannur	1001	1161	1562	3724
Kasaragod	1015	430	134	1579
Kollam	2207	322	531	3060
Kottayam	796	516	1204	2516
Kozhikode	532	955	1028	2515
Malappuram	672	804	995	2471
Palakkad	538	1348	1082	2968
Pathanamthitta	582	278	737	1597
Thiruvananthapuram	3040	576	542	4158
Thrissur	3309	1245	863	5417
Wayanad	125	170	23	318
Grand Total	14877	9321	11650	35848

** Vaccine stock details couldn't be downloaded from e-VIN portal as the portal is down.

TABLE11.COVIDVaccinationrelatedsites

support@cowin.gov.in https://www.cowin.gov.in/home https://dashboard.kerala.gov.in/ https://dhs.kerala.gov.in/https://aogyakeralam.gov.in/https://sha.kerala.gov.in/

TABLE10.COVIDVaccinationrelatedHelplinenumbers

National/State/District	Line1	Line2	Line3
National Helpline	1075	+91 1123978046	0120 4473222
Disha	1056	04712552056	
StateCallCenter	04712309251	04712309252	04712309255
Thiruvananthapuram	9188610100	1077	
Kollam	04742797609	8589015556	
Pathanamthitta	04682222515	04682228220	
Alappuzha	04772239999		
Kottayam	04812565200	04812304800	04812581900
Idukki	18004255640	04862232220	04862233118
Ernakulam	9072303861		
Thrissur	9400066921	9400066922	9400066923
Palakkad	04912505264	04912505189	8943341439
Malappuram	04832733253	04832737858	04832733252
Kozhikode	7594001442		
Wayanad	04936202343	04936202375	9072510900
Kannur	04972700194		
Kasargod	9061076590	9061079244	9061078026