



[www.health.kerala.gov.in](http://www.health.kerala.gov.in)

**COVID-19 OUTBREAK CONTROL AND PREVENTION STATE CELL  
HEALTH & FAMILY WELFARE DEPARTMENT**

[www.dhs.kerala.gov.in](http://www.dhs.kerala.gov.in)

[controlroomdhskerala@gmail.com](mailto:controlroomdhskerala@gmail.com)

**KeralaHEALTH-COVID-19 DAILY VACCINATION BULLETIN**

**Date: 25/04/2022**

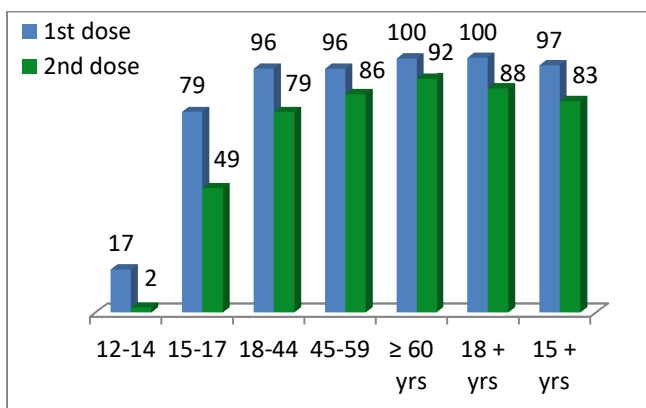
**OUR HEALTH OUR RESPONSIBILITY  
VACCINE ADVISORY**

- *People who are vaccinated with Covid Vaccine are reported to have reduced Covid related ICU admissions, serious disease and death.*
- *Early vaccination is useful to safeguard our life from this deadly disease.*
- *Vaccination sessions are planned as per the availability of vaccine. All are requested to cooperate.*
- *After receiving the first dose, second dose of Covishield vaccine is to be taken between 12–16weeks and second dose of Covaxin between 4-6 weeks.*
- *Covid vaccination is currently available to all above 15 years. Children in 15-18 age group will get Covaxin.*
- *Health Staffs, Frontline workers and people above 60 years with co-morbidities will get precaution dose after 9 months or 39 weeks from the second dose. The Same vaccine administered as first and second dose is to be taken as precaution dose. People above 60 years with co-morbidities should take medical advice before receiving precaution dose.*
- *Vaccination is available free of cost in all Government covid vaccination centers, and at a nominal rate (as per the Gol order F.No.2079203/2021/Immunization) in selected private Hospitals.*
- ***ENSURE ALL YOUR ELIGIBLE FAMILY MEMBERS ARE PROTECTED BY RECEIVING ANY OF THE AVAILABLE COVID VACCINE.***
- ***“BOTH COVAXIN AND COVISHIELD ARE EQUALLY EFFECTIVE AND SAFE”***
- ***“BE FULLY PROTECTED – GET THE SECOND DOSE AT YOUR SCHEDULED TIME”***

### ANALYSIS

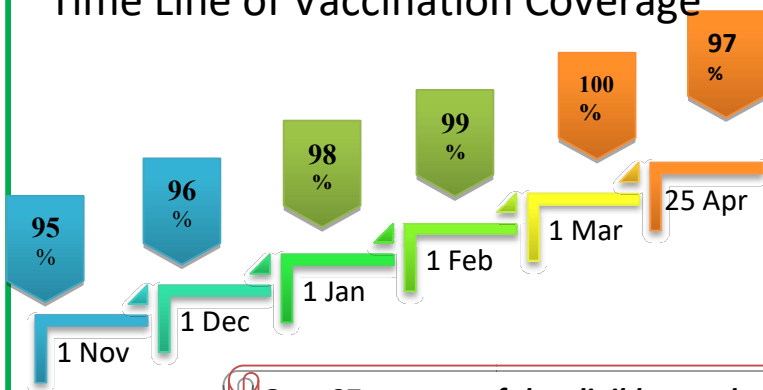
COVID-19 mass vaccinations are showing signs of preventing illness and steep decline in cases and hospital admissions in countries which done vaccination. Kerala started its vaccination for health care workers from January 16, 2021. The COVID-19 Vaccines Operational Guidelines issued by the Ministry of Health and Family Welfare, Govt. of India, 28th December 2020 and all subsequent Guidelines issued by Ministry of Health and Family Welfare, Govt of India are followed at the sites and all vaccination lanes

### Summary of COVID Vaccine Administered as on 25-04-2022 midnight



- 97%** of eligible population vaccinated with a single dose till April 25
- 83%** of eligible population vaccinated with double dose till April 25
- State has vaccinated about **79%** of children aged 15 - 17 years with a single dose

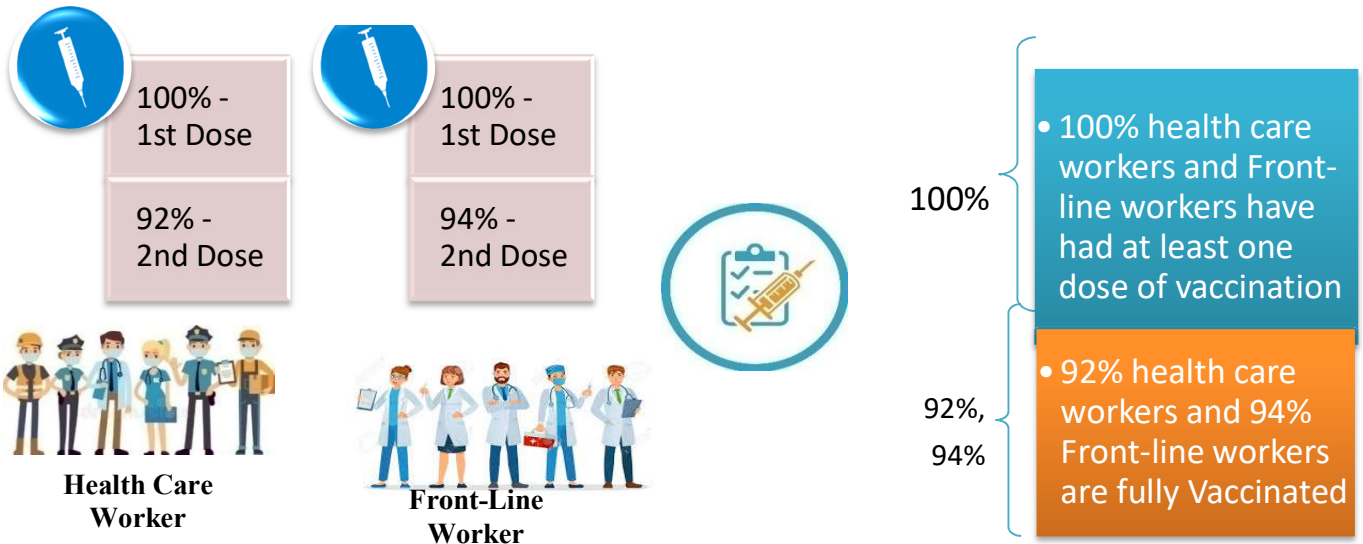
### Time Line of Vaccination Coverage



Kerala began administration of COVID 19 Vaccines on 16<sup>th</sup> January, 2021. As of 25<sup>th</sup> April 2022, Kerala has administered over 53 million doses overall, including first and second doses of vaccines.

**Over 97 per cent of the eligible population (15 + years) in Kerala has been administered the first dose of the Covid-19 vaccine. The state has achieved the target within 471 days since the beginning of the vaccination drive on January 16, 2021**

## Health Care Workers & Front-line Workers Vaccinated



### Are You Vaccinated? You Still Need to Practice: SMS

- Even after vaccination, follow COVID appropriate behavior
- Practice Social Distancing and greet without physical contact
- Always wear clean face mask
- Wash your hands thoroughly and frequently or use hand sanitizer
- Follow the current COVID 19 guidelines to prevent further spread
- Stay Safe. Stay Strong. Get Vaccinated



Even After Getting Vaccinated Keep Taking Precautions to Protect Your Self



# The Race Towards Full Vaccination - Weekly Trend

16<sup>th</sup> – 22<sup>nd</sup> April 2022

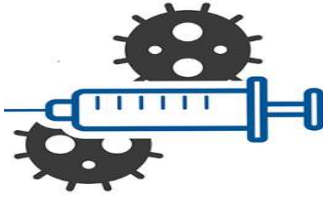
Kerala Administered over

## 0.62 Lakh

COVID Vaccine Doses

in the last 7 days

(16<sup>th</sup> – 22<sup>nd</sup> April, 2022)



From 16<sup>th</sup> – 22<sup>nd</sup> April, 2022 on average

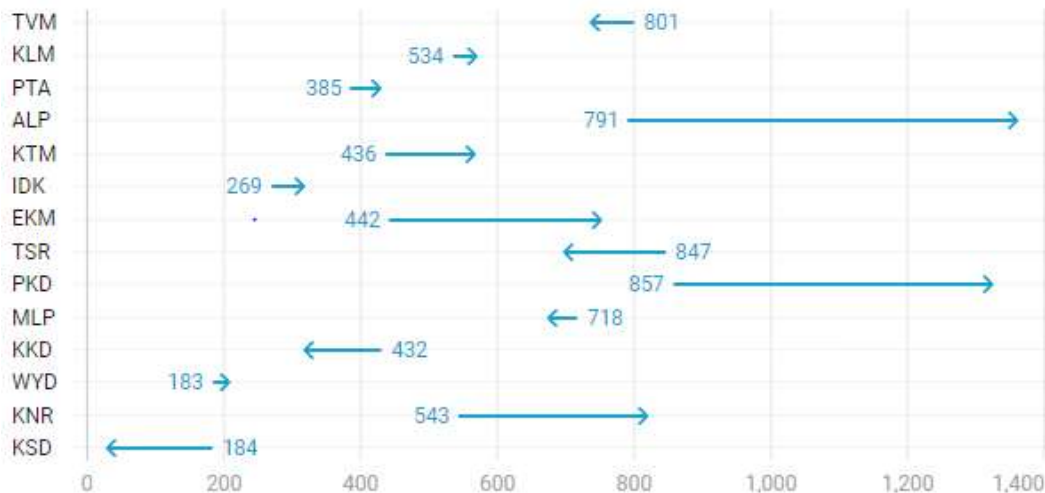
## 0.08 lakh

doses were administered daily.

Average Doses Administered Per day per week (in 1000)



Trend in average per day vaccination for the last two weeks

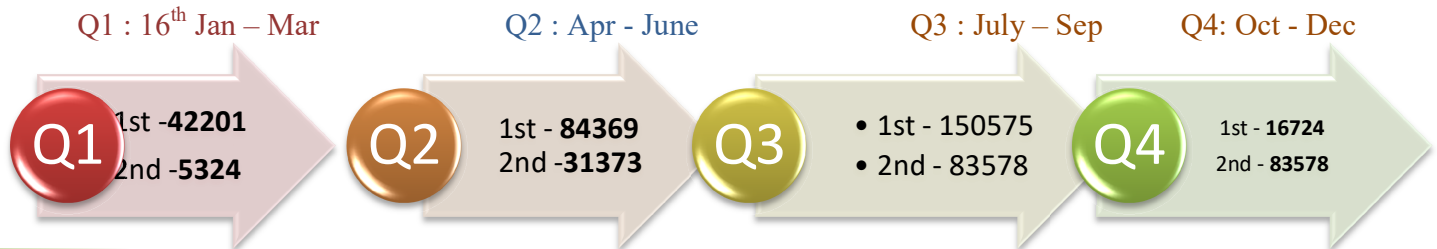


# Race Against Time – Vaccination Quarterly Status

(Q1:16<sup>th</sup> Jan-Mar, Q2: Apr-June, Q3: July-Sep, Q4: Oct - Dec)

## Daily Average Doses Administered per Quarter

In the first Quarter, only 42201 first doses and 5324 second doses were administered daily on average. During the second, third and fourth quarters, the daily vaccination of the first and second doses increased significantly.



## Vaccination Achievement per Quarter

In the third quarter of the immunization drive, 52% of the eligible population (18 + age) in Kerala were given the first dose and 29% the second dose.

## Dose Progression

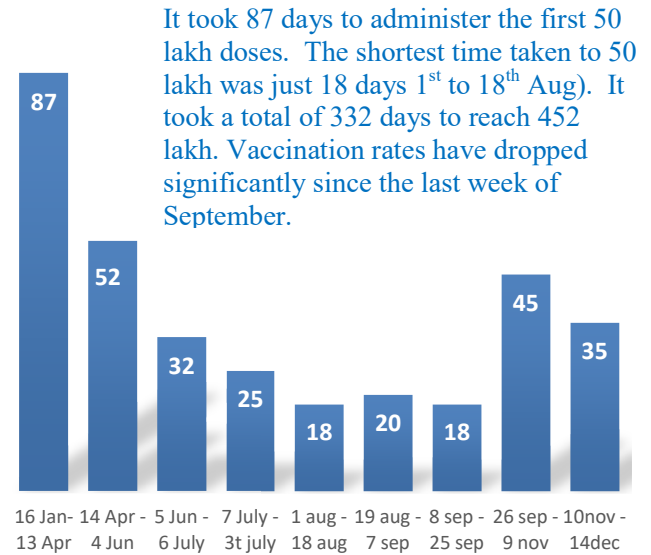
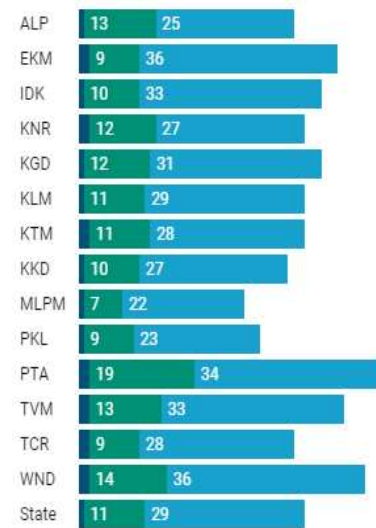
The chart shows the days taken for total COVID-19 Vaccination doses (both first and second) in Kerala to cross every 50 lakh dose mark

■ Q1 ■ Q2 ■ Q3

### First Dose



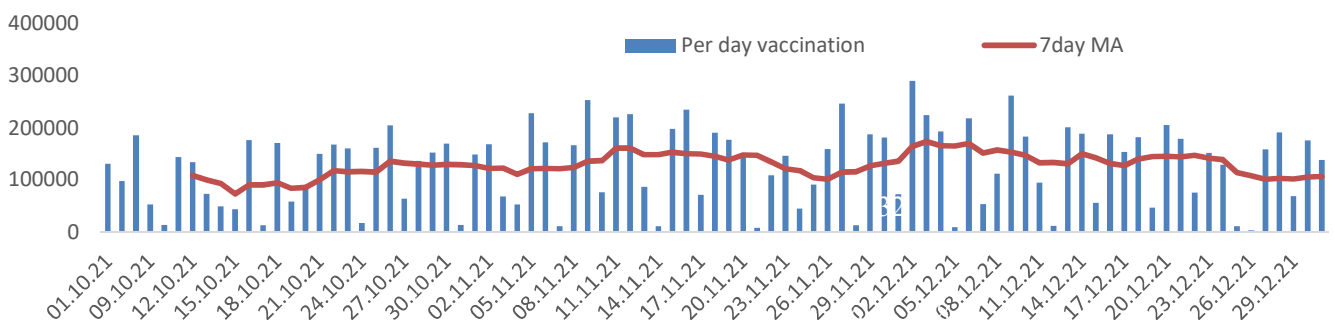
### Second Dose



It took 87 days to administer the first 50 lakh doses. The shortest time taken to 50 lakh was just 18 days 1<sup>st</sup> to 18<sup>th</sup> Aug). It took a total of 332 days to reach 452 lakh. Vaccination rates have dropped significantly since the last week of September.

## Vaccine Administered per Day and 7 days Moving Average in Last Quarter (Oct -Dec)

The seven-day moving average of daily doses in the last quarter showed a peak on December 2<sup>nd</sup> and continued to fluctuate thereafter



## Important Message to the Public

- a. *Infection or infection rate is only a part and disease manifestation of disease is to be monitored*
- b. *Fatality among vaccinated people is very less. Disease severity among vaccinated people is less.*
- c. *People with comorbidity should be careful. Once detected covid positive they should get admitted and do not stay at home.*
- d. *Death among non-vaccinated people, especially people with comorbidity is because of late arrival in hospitals*
- e. *Diabetes and Hypertension together is the most common cause of patient death if they arrive late.*
- f. *Vaccinated people, only if symptomatic are advised to consult Doctor.*
- g. *Non Vaccinated people, if symptomatic, may do RTPCR test*
- h. *Antigen testing is only for emergency purpose*
- i. *Non vaccinated people with co-morbidities to do testing by RTPCR and consult doctor*
- j. *Repeat RTPCR is not needed among the people who are detected COVID positive in the previous 2 months*
- k. *All young person detected positive and at home isolation should do glucose test*

TABLE1.Total Vaccination done in the State as on 25/04/2022 midnight

State Summary (15+ years)-Total doses administered till 26/4/2022 at 12 AM								
District	Target	First Dose	Percent age	Second Dose	Percentage*	Precaution Dose	Percentage	Total doses administered
Alappuzha	1829568	1702269	93%	1568895	86%	131202	33%	34,02,366
Ernakulam	3217878	3226163	100%	2737164	85%	146303	23%	61,09,630
Idukki	950762	940652	99%	782495	82%	31864	17%	17,55,011
Kannur	2100307	2119975	101%	1858250	88%	111196	25%	40,89,421
Kasaragod	1092141	1022426	94%	851916	78%	40865	17%	19,15,207
Kollam	2268371	2175648	96%	1874319	83%	114300	27%	41,64,267
Kottayam	1704500	1631715	96%	1427798	84%	104375	28%	31,63,888
Kozhikode	2746273	2619606	95%	2169880	79%	100090	20%	48,89,576
Malappuram	3386535	3323178	98%	2594574	77%	81009	18%	59,98,761
Palakkad	2349082	2297392	98%	1961400	84%	111530	29%	43,70,322
Pathanamthitta	1118564	1138668	102%	959918	86%	107122	32%	22,05,708
Thiruvananthapuram	2914006	2818858	97%	2429316	83%	174361	27%	54,22,535
Thrissur	2767777	2586561	93%	2368564	86%	157666	32%	51,12,791
Wayanad	716933	730568	102%	628868	88%	33246	18%	13,92,682
<b>Grand Total</b>	<b>29,162,697</b>	<b>2,83,33,679</b>	<b>97%</b>	<b>2,42,13,357</b>	<b>83%</b>	<b>14,45,129</b>	<b>25%</b>	<b>5,39,92,165</b>

TABLE2.Covid-19 Vaccination Center Functional in the State as on 25/04/2022 midnight

DISTRICTS	12+	15+	18+	Total
Alappuzha	7	0	89	96
Ernakulam	1	3	28	32
Idukki	9	9	21	39
Kannur	10	3	22	35
Kasaragod	0	34	51	85
Kollam	5	8	19	32
Kottayam	14	11	43	68
Kozhikode	6	16	51	73
Malappuram	21	17	46	84
Palakkad	7	8	37	52
Pathanamthitta	8	9	28	45
Thiruvananthapuram	0	2	16	18
Thrissur	26	37	56	119
Wayanad	4	2	7	13
<b>GrandTotal</b>	<b>118</b>	<b>159</b>	<b>514</b>	<b>791</b>

TABLE3. Health Care Workers Coverage as on 25/04/2022 midnight

<i>DISTRICT</i>	<i>1st DOSE</i>	<i>2nd Dose</i>	<i>% fully vaccinated</i>	<i>Precaution dose</i>	<i>Precaution dose (%) *</i>
<b>Alappuzha</b>	29022	27219	94%	12877	53%
<b>Ernakulam</b>	85566	75756	89%	29885	44%
<b>Idukki</b>	13554	12999	96%	5475	47%
<b>Kannur</b>	40388	37516	93%	17518	51%
<b>Kasaragod</b>	11610	10807	93%	4604	48%
<b>Kollam</b>	36036	33799	94%	14275	49%
<b>Kottayam</b>	38706	36287	94%	16082	50%
<b>Kozhikode</b>	52734	47929	91%	17119	41%
<b>Malappuram</b>	44833	41975	94%	16669	48%
<b>Palakkad</b>	34674	32001	92%	14992	53%
<b>Pathanamthitta</b>	29336	25069	85%	11086	49%
<b>Thiruvananthapuram</b>	73423	66347	90%	25479	44%
<b>Thrissur</b>	51909	49168	95%	25218	57%
<b>Wayanad</b>	13978	13285	95%	6182	51%
<b>Grand Total</b>	<b>555769</b>	<b>510157</b>	<b>92%</b>	<b>217461</b>	<b>48%</b>

1st Dose coverage for HCW is 100%

\*Proportion of beneficiaries who are eligible ( completed 9 months after 2nd dose )

TABLE4. Frontline workers Coverage as on 25/04/2022 midnight

<i>DISTRICT</i>	<i>1st dose</i>	<i>2nd Dose</i>	<i>% fully vaccinated</i>	<i>Precaution dose</i>	<i>Precaution dose(%) *</i>
<b>Alappuzha</b>	39128	36737	94%	12341	38%
<b>Ernakulam</b>	54934	50318	92%	16991	39%
<b>Idukki</b>	22993	21327	93%	4969	28%
<b>Kannur</b>	41381	39954	97%	11399	32%
<b>Kasaragod</b>	24615	22459	91%	5894	29%
<b>Kollam</b>	42235	38804	92%	9496	29%
<b>Kottayam</b>	32141	30594	95%	10293	37%
<b>Kozhikode</b>	55273	52540	95%	8469	19%
<b>Malappuram</b>	53913	51244	95%	11920	27%
<b>Palakkad</b>	48096	45514	95%	14895	37%
<b>Pathanamthitta</b>	25249	22517	89%	6454	33%
<b>Thiruvananthapuram</b>	72996	67586	93%	19171	36%
<b>Thrissur</b>	41904	40723	97%	16368	46%
<b>Wayanad</b>	17021	16089	95%	3832	27%
<b>Grand Total</b>	<b>571879</b>	<b>536406</b>	<b>94%</b>	<b>152492</b>	<b>33%</b>

1st Dose coverage for FLW is 100%

\*Proportion of beneficiaries who are eligible ( completed 9 months after 2nd dose )



TABLE5.Age-Appropriate Group (45-59 Years) Coverage as on 25/04/2022 midnight

Table 5: Age appropriate group (45-59 years) coverage							
45-59 years Coverage as on		26/04/2022		at 12 AM			
District	Target	1st Dose Coverage	Percentage	2nd Dose Coverage	Percentage fully vaccinated	Precaution dose	%
Alappuzha	535436	438806	82%	415249	78%	854	0.79%
Ernakulam	809349	783407	97%	700993	87%	3713	2.05%
Idukki	237564	246923	104%	218823	92%	155	0.25%
Kannur	527295	515703	98%	478974	91%	816	0.57%
Kasaragod	253027	252155	100%	223586	88%	104	0.11%
Kollam	541201	559899	103%	501255	93%	919	0.72%
Kottayam	478470	414060	87%	373760	78%	1044	1.03%
Kozhikode	658949	654660	99%	580068	88%	886	0.59%
Malappuram	733338	722675	99%	626137	85%	447	0.31%
Palakkad	614226	547066	89%	498246	81%	1158	1.06%
Pathanamthitta	264372	281729	107%	251341	95%	784	0.83%
Thiruvananthapuram	735836	681404	93%	612084	83%	3020	1.57%
Thrissur	689418	663796	96%	623524	90%	2844	2.18%
Wayanad	170537	177117	104%	164173	96%	69	0.09%
<b>Grand Total</b>	<b>7249018</b>	<b>69,39,400</b>	<b>96%</b>	<b>62,68,213</b>	<b>86%</b>	<b>16813</b>	<b>0.98%</b>

TABLE6.Age-Appropriate Group (≥60 Years) Coverage as on 25/04/2022midnight

Table 6: Age appropriate group (≥ 60 years) coverage							
≥ 60 years Coverage as on		26/04/2022		at 12 AM			
District	Target	1st Dose Coverage	Percentage	2nd Dose Coverage	Percentage fully vaccinated	Precaution dose	%
Alappuzha	424565	428875	101%	400033	94%	105014	49%
Ernakulam	673885	676071	100%	619495	92%	95079	31%
Idukki	193981	194531	100%	172769	89%	21252	24%
Kannur	438602	444378	101%	411911	94%	81352	38%
Kasaragod	182460	181673	100%	160123	88%	30252	31%
Kollam	497558	499388	100%	454144	91%	89482	41%
Kottayam	418008	419556	100%	383393	92%	76822	39%
Kozhikode	526896	529022	100%	479132	91%	73499	32%
Malappuram	477642	488002	102%	433517	91%	51929	28%
Palakkad	437708	439701	100%	401124	92%	80422	43%
Pathanamthitta	311297	312125	100%	280267	90%	88642	47%
Thiruvananthapuram	630465	632831	100%	570187	90%	126492	40%
Thrissur	581781	587941	101%	556815	96%	112908	44%
Wayanad	128009	128283	100%	114270	89%	23156	29%
<b>Grand Total</b>	<b>5922857</b>	<b>59,62,377</b>	<b>101%</b>	<b>54,37,180</b>	<b>92%</b>	<b>10,56,301</b>	<b>38%</b>

TABLE 6. Age-Appropriate Group (18-44 Years) Coverage as on 25/04/2022 midnight

18-44 years Coverage as on 26/04/2022 at 12 AM							
District	Target	First Dose					
		1st Dose Coverage	Percentage	2nd Dose Coverage	Percentage fully vaccinated	Precaution dose	%
Alappuzha	744178	669080	90%	627450	84%	116	0.87%
Ernakulam	1470864	1508204	103%	1217081	83%	635	2.04%
Idukki	437537	418972	96%	331109	76%	13	0.23%
Kannur	947964	963922	102%	820740	87%	111	0.43%
Kasaragod	556876	500668	90%	405153	73%	11	0.08%
Kollam	1054752	931467	88%	783696	74%	128	0.66%
Kottayam	665544	654399	98%	561703	84%	134	0.81%
Kozhikode	1313678	1219154	93%	956886	73%	117	0.49%
Malappuram	1777378	1827066	103%	1368842	77%	44	0.10%
Palakkad	1088327	1085018	100%	903958	83%	63	0.39%
Pathanamthitta	460819	442664	96%	352476	76%	156	1.21%
Thiruvananthapuram	1309099	1246515	95%	1052106	80%	199	0.84%
Thrissur	1274465	1096727	86%	1010941	79%	328	1.31%
Wayanad	361152	354196	98%	300000	83%	7	0.11%
<b>Grand Total</b>	<b>13462633</b>	<b>1,29,18,052</b>	<b>96%</b>	<b>1,06,92,141</b>	<b>79%</b>	<b>2062</b>	<b>0.75%</b>
*Among those who have taken first dose							

TABLE 7. Age-Appropriate Group (15-17 Years) Coverage as on 25/04/2022midnight

15-17 years Coverage as on 26/04/2022 at 12 AM					
District	Target	1st Dose Coverage	Percentage	2nd Dose Coverage	Percentage fully vaccinated
Alappuzha	80832	76664	95%	58793	73%
Ernakulam	172307	110631	64%	73462	43%
Idukki	51339	35543	69%	25136	49%
Kannur	97722	99014	101%	67360	69%
Kasaragod	60496	48487	80%	29414	49%
Kollam	105234	94535	90%	62444	59%
Kottayam	85400	64220	75%	41877	49%
Kozhikode	143028	105931	74%	53148	37%
Malappuram	241212	176960	73%	72318	30%
Palakkad	132742	113701	86%	75925	57%
Pathanamthitta	48854	38861	80%	27911	57%
Thiruvananthapuram	145238	99697	69%	60398	42%
Thrissur	123540	120544	98%	84322	68%
Wayanad	29245	34484	118%	20574	70%
<b>Grand Total</b>	<b>1,517,189</b>	<b>12,19,272</b>	<b>79%</b>	<b>7,53,082</b>	<b>49%</b>

Table 8: Age appropriate group (12-14 years) Coverage as on 25/04/2022midnight

12-14 years Coverage as on			26/4/2022	at 12 AM
District	1st Dose Coverage	Percentage	2nd Dose Coverage	Percentage fully vaccinated
Alappuzha	20694	48%	3414	8%
Ernakulam	7350	8%	59	0%
Idukki	8136	27%	332	1%
Kannur	15189	17%	1795	2%
Kasaragod	3218	8%	374	1%
Kollam	12088	17%	177	0%
Kottayam	8633	16%	184	0%
Kozhikode	2832	3%	177	0%
Malappuram	9729	6%	541	0%
Palakkad	29136	39%	4632	6%
Pathanamthitta	8704	26%	337	1%
Thiruvananthapuram	11992	13%	608	1%
Thrissur	23740	24%	3071	3%
Wayanad	5489	20%	477	2%
<b>Grand Total</b>	<b>1,66,930</b>	<b>17%</b>	<b>16,178</b>	<b>2%</b>

TABLE9.State Summary (18+) as on 25/04/2022 midnight

State Summary (18+) 26-04-2022						at 12 AM	
District	Target	First Dose	Percentage	Second Dose	Percentage*	Precaution Dose	Percentage
Alappuzha	1704179	1604911	94%	1506688	88%	131202	33%
Ernakulam	2954098	3108182	105%	2663643	90%	146303	23%
Idukki	869082	896973	103%	757027	87%	31864	17%
Kannur	1913861	2005772	105%	1789095	93%	111196	25%
Kasaragod	992363	970721	98%	822128	83%	40865	17%
Kollam	2093511	2069025	99%	1811698	87%	114300	27%
Kottayam	1562022	1558862	100%	1385737	89%	104375	28%
Kozhikode	2499523	2510843	100%	2116555	85%	100090	20%
Malappuram	2988358	3136489	105%	2521715	84%	81009	18%
Palakkad	2140261	2154555	101%	1880843	88%	111530	29%
Pathanamthitta	1036488	1091103	105%	931670	90%	107122	32%
Thiruvananthapuram	2675400	2707169	101%	2368310	89%	174361	27%
Thrissur	2545664	2442277	96%	2281171	90%	157666	32%
Wayanad	659698	690595	105%	607817	92%	33246	18%
<b>Grand Total</b>	<b>2,66,34,508</b>	<b>2,69,47,477</b>	<b>101%</b>	<b>2,34,44,097</b>	<b>88%</b>	<b>1445129</b>	<b>25%</b>

\*Revised target population(> 18 years) as per MOHFW is 2.67 crores

\*As per letter from Additional Secretary MOHFW- D O No 2317579/2021/Imm dated 15/09/2021

TABLE 10. Achievement for the day 25/04/2022 midnight

Daily achievement		26-04-2022		
District	First Dose	Second Dose	Precaution dose	Total Doses Administered
Alappuzha	144	862	4095	5101
Ernakulam	118	276	1372	1766
Idukki	294	354	763	1411
Kannur	482	898	1241	2621
Kasaragod	113	669	1135	1917
Kollam	274	681	1460	2415
Kottayam	527	512	2494	3533
Kozhikode	345	1342	3191	4878
Malappuram	592	1191	1412	3195
Palakkad	201	1129	1971	3301
Pathanamthitta	240	333	1371	1944
Thiruvananthapuram	54	134	584	772
Thrissur	815	1687	4228	6730
Wayanad	196	185	230	611
<b>Grand Total</b>	<b>4395</b>	<b>10253</b>	<b>25547</b>	<b>40195</b>

\*\* Vaccine stock details couldn't be downloaded from e-VIN portal as the portal is down.

TABLE11.COVID Vaccination related sites

<a href="mailto:support@cowin.gov.in">support@cowin.gov.in</a> <a href="https://www.cowin.gov.in/home">https://www.cowin.gov.in/home</a> <a href="https://dashboard.kerala.gov.in/">https://dashboard.kerala.gov.in/</a> <a href="https://dhs.kerala.gov.in/https://aogyakeralam.gov.in/https://sha.kerala.gov.in/">https://dhs.kerala.gov.in/https://aogyakeralam.gov.in/https://sha.kerala.gov.in/</a>
---

TABLE10.COVID Vaccination related Helpline numbers

National/State/District	Line1	Line2	Line3
National Helpline	1075	+91 1123978046	0120 4473222
Disha	1056	04712552056	
StateCallCenter	04712309251	04712309252	04712309255
Thiruvananthapuram	9188610100	1077	
Kollam	04742797609	8589015556	
Pathanamthitta	04682222515	04682228220	
Alappuzha	04772239999		
Kottayam	04812565200	04812304800	04812581900
Idukki	18004255640	04862232220	04862233118
Ernakulam	9072303861		
Thrissur	9400066921	9400066922	9400066923
Palakkad	04912505264	04912505189	8943341439
Malappuram	04832733253	04832737858	04832733252
Kozhikode	7594001442		
Wayanad	04936202343	04936202375	9072510900
Kannur	04972700194		
Kasargod	9061076590	9061079244	9061078026