



കേരള സർക്കാർ

www.health.kerala.gov.in

**COVID-19 OUTBREAK CONTROL AND PREVENTION STATE CELL
HEALTH & FAMILY WELFARE DEPARTMENT**

controlroomdhskerala@gmail.com

www.dhs.kerala.gov.in

KeralaHEALTH-COVID-19 DAILY VACCINATION BULLETIN

Date: 26/04/2022

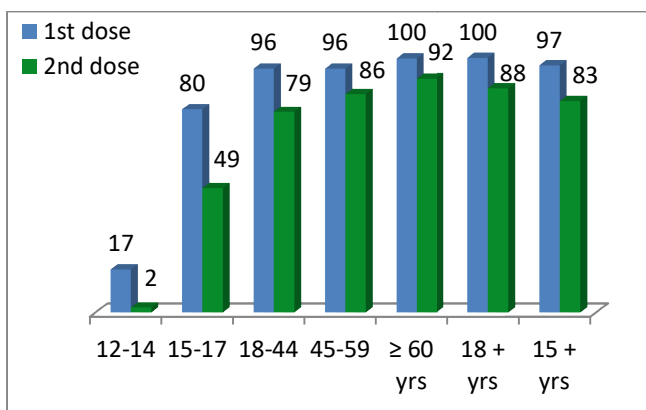
**OUR HEALTH OUR RESPONSIBILITY
VACCINE ADVISORY**

- *People who are vaccinated with Covid Vaccine are reported to have reduced Covid related ICU admissions, serious disease and death.*
- *Early vaccination is useful to safeguard our life from this deadly disease.*
- *Vaccination sessions are planned as per the availability of vaccine. All are requested to cooperate.*
- *After receiving the first dose, second dose of Covishield vaccine is to be taken between 12–16weeks and second dose of Covaxin between 4-6 weeks.*
- *Covid vaccination is currently available to all above 15 years. Children in 15-18 age group will get Covaxin.*
- *Health Staffs, Frontline workers and people above 60 years with co-morbidities will get precaution dose after 9 months or 39 weeks from the second dose. The Same vaccine administered as first and second dose is to be taken as precaution dose. People above 60 years with co-morbidities should take medical advice before receiving precaution dose.*
- *Vaccination is available free of cost in all Government covid vaccination centers, and at a nominal rate (as per the Gol order F.No.2079203/2021/Immunization) in selected private Hospitals.*
- ***ENSURE ALL YOUR ELIGIBLE FAMILY MEMBERS ARE PROTECTED BY RECEIVING ANY OF THE AVAILABLE COVID VACCINE.***
- ***“BOTH COVAXIN AND COVISHIELD ARE EQUALLY EFFECTIVE AND SAFE”***
- ***“BE FULLY PROTECTED – GET THE SECOND DOSE AT YOUR SCHEDULED TIME”***

ANALYSIS

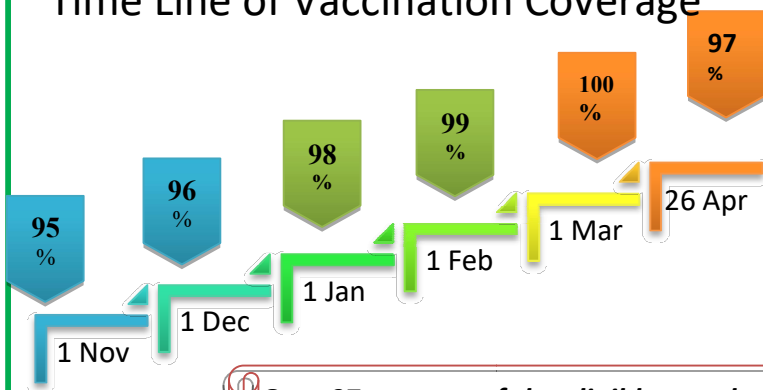
COVID-19 mass vaccinations are showing signs of preventing illness and steep decline in cases and hospital admissions in countries which done vaccination. Kerala started its vaccination for health care workers from January 16, 2021. The COVID-19 Vaccines Operational Guidelines issued by the Ministry of Health and Family Welfare, Govt. of India, 28th December 2020 and all subsequent Guidelines issued by Ministry of Health and Family Welfare, Govt of India are followed at the sites and all vaccination lanes

Summary of COVID Vaccine Administered as on 26-04-2022 midnight



- 97%** of eligible population vaccinated with a single dose till April 26
- 83%** of eligible population vaccinated with double dose till April 26
- State has vaccinated about **80%** of children aged 15 - 17 years with a single dose

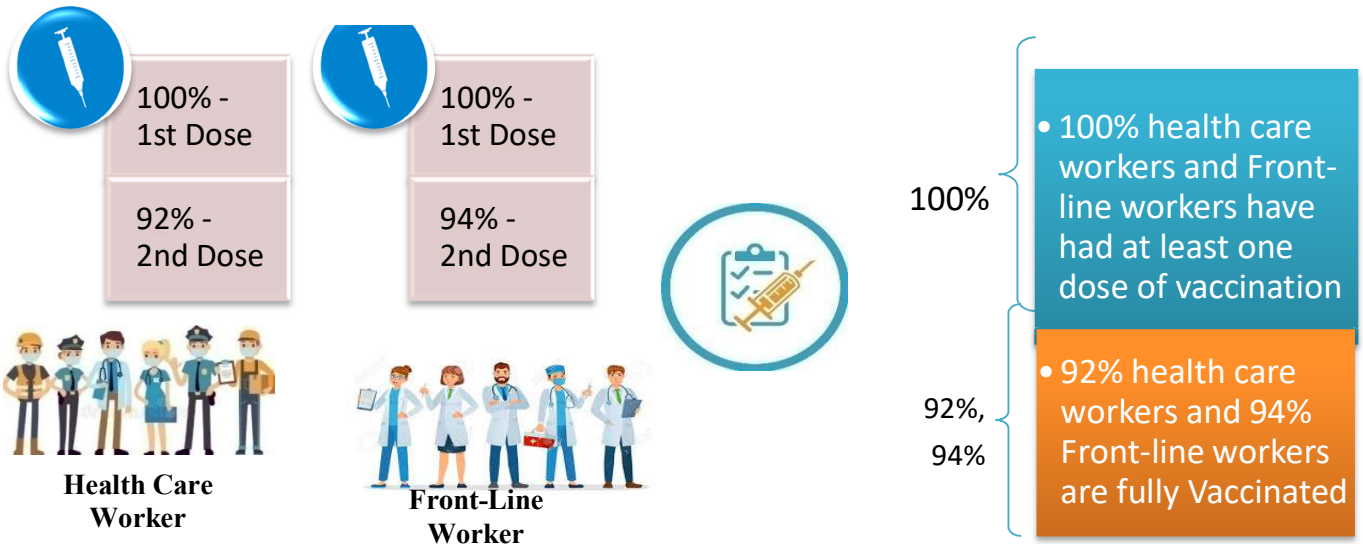
Time Line of Vaccination Coverage



Kerala began administration of COVID 19 Vaccines on 16th January, 2021. As of 26th April 2022, Kerala has administered over 54 million doses overall, including first and second doses of vaccines.


Over 97 per cent of the eligible population (15 + years) in Kerala has been administered the first dose of the Covid-19 vaccine. The state has achieved the target within 472 days since the beginning of the vaccination drive on January 16, 2021

Health Care Workers & Front-line Workers Vaccinated



Are You Vaccinated? You Still Need to Practice: SMS

- Even after vaccination, follow COVID appropriate behavior
- Practice Social Distancing and greet without physical contact
- Always wear clean face mask
- Wash your hands thoroughly and frequently or use hand sanitizer
- Follow the current COVID 19 guidelines to prevent further spread
- Stay Safe. Stay Strong. Get Vaccinated



Even After Getting Vaccinated Keep Taking Precautions to Protect Your Self



The Race Towards Full Vaccination - Weekly Trend

16th – 22nd April 2022

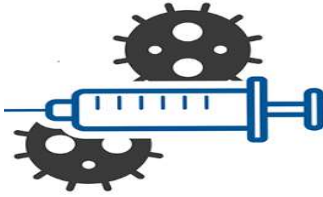
Kerala Administered over

0.62 Lakh

COVID Vaccine Doses

in the last 7 days

(16th – 22nd April, 2022)

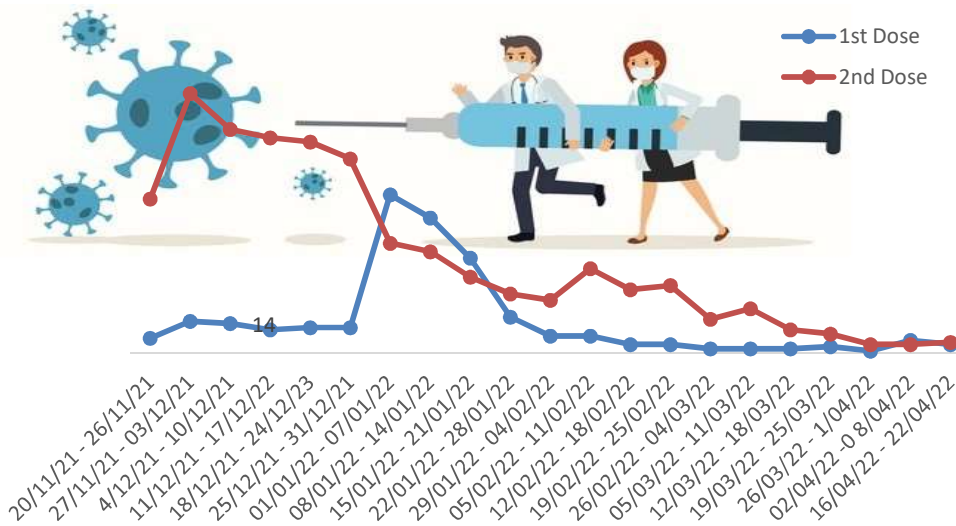


From 16th – 22nd April, 2022 on average

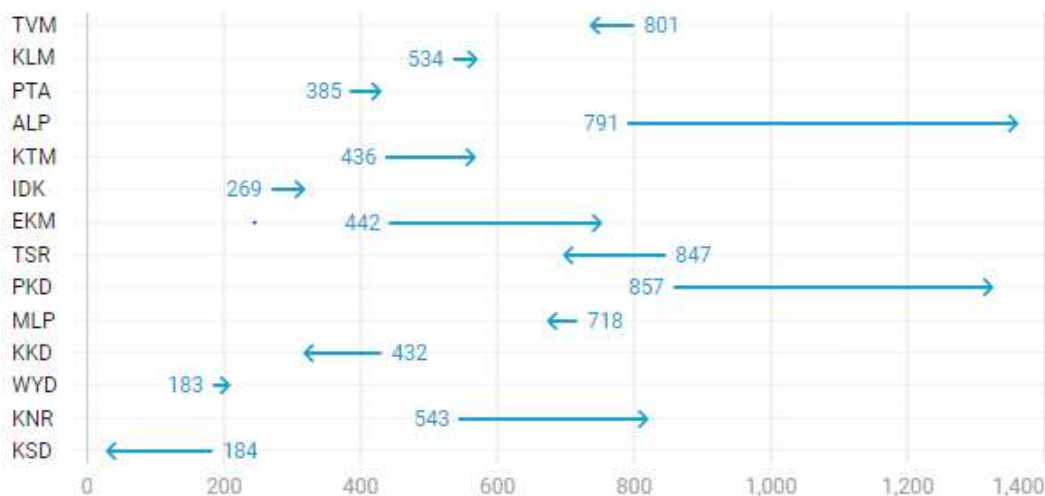
0.08 lakh

doses were administered daily.

Average Doses Administered Per day per week (in 1000)



Trend in average per day vaccination for the last two weeks

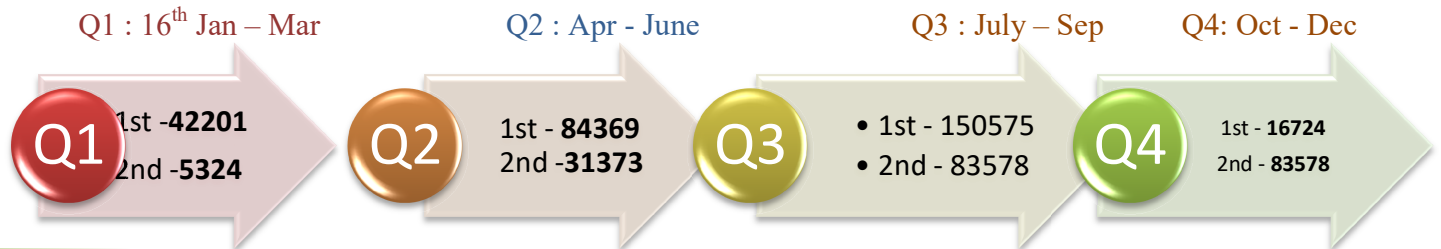


Race Against Time – Vaccination Quarterly Status

(Q1:16th Jan-Mar, Q2: Apr-June, Q3: July-Sep, Q4: Oct - Dec)

Daily Average Doses Administered per Quarter

In the first Quarter, only 42201 first doses and 5324 second doses were administered daily on average. During the second, third and fourth quarters, the daily vaccination of the first and second doses increased significantly.



Vaccination Achievement per Quarter

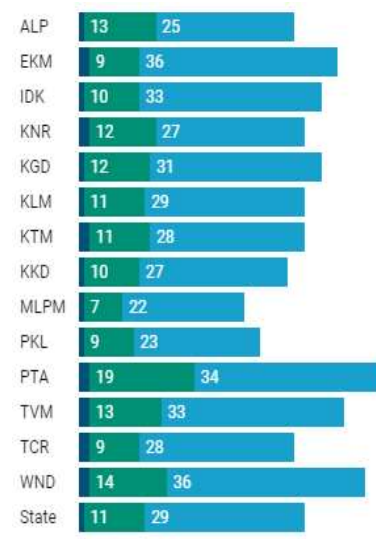
In the third quarter of the immunization drive, 52% of the eligible population (18 + age) in Kerala were given the first dose and 29% the second dose.

■ Q1 ■ Q2 ■ Q3

First Dose

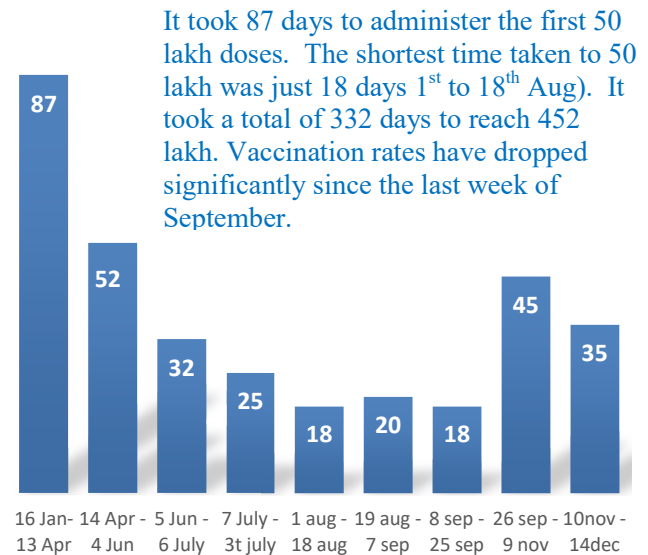


Second Dose



Dose Progression

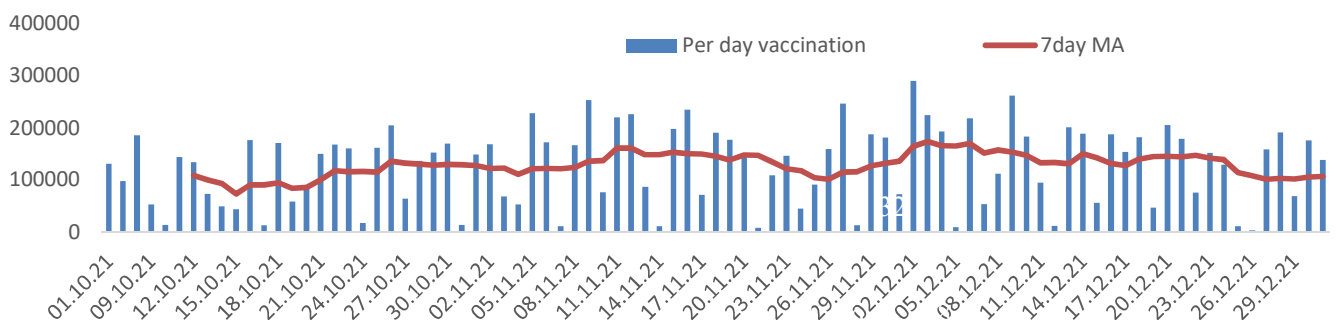
The chart shows the days taken for total COVID-19 Vaccination doses (both first and second) in Kerala to cross every 50 lakh dose mark



It took 87 days to administer the first 50 lakh doses. The shortest time taken to 50 lakh was just 18 days 1st to 18th Aug). It took a total of 332 days to reach 452 lakh. Vaccination rates have dropped significantly since the last week of September.

Vaccine Administered per Day and 7 days Moving Average in Last Quarter (Oct -Dec)

The seven-day moving average of daily doses in the last quarter showed a peak on December 2nd and continued to fluctuate thereafter



Important Message to the Public

- a. *Infection or infection rate is only a part and disease manifestation of disease is to be monitored*
- b. *Fatality among vaccinated people is very less. Disease severity among vaccinated people is less.*
- c. *People with comorbidity should be careful. Once detected covid positive they should get admitted and do not stay at home.*
- d. *Death among non-vaccinated people, especially people with comorbidity is because of late arrival in hospitals*
- e. *Diabetes and Hypertension together is the most common cause of patient death if they arrive late.*
- f. *Vaccinated people, only if symptomatic are advised to consult Doctor.*
- g. *Non Vaccinated people, if symptomatic, may do RTPCR test*
- h. *Antigen testing is only for emergency purpose*
- i. *Non vaccinated people with co-morbidities to do testing by RTPCR and consult doctor*
- j. *Repeat RTPCR is not needed among the people who are detected COVID positive in the previous 2 months*
- k. *All young person detected positive and at home isolation should do glucose test*

TABLE1.Total Vaccination done in the State as on 26/04/2022 midnight

State Summary (15+ years)-Total doses administered till 27/4/2022 at 12 AM								
District	Target	First Dose	Percent age	Second Dose	Percentage*	Precaution Dose	Percentage	Total doses administered
Alappuzha	1829568	1704255	93%	1569608	86%	131532	33%	34,05,395
Ernakulam	3217878	3227351	100%	2738464	85%	150865	24%	61,16,680
Idukki	950762	941012	99%	782635	82%	32068	17%	17,55,715
Kannur	2100307	2121350	101%	1859312	89%	113374	25%	40,94,036
Kasaragod	1092141	1022426	94%	851924	78%	40960	17%	19,15,310
Kollam	2268371	2176064	96%	1875738	83%	117741	27%	41,69,543
Kottayam	1704500	1632111	96%	1428310	84%	106550	28%	31,66,971
Kozhikode	2746273	2619786	95%	2170270	79%	100719	21%	48,90,775
Malappuram	3386535	3323461	98%	2595246	77%	82154	18%	60,00,861
Palakkad	2349082	2298316	98%	1963049	84%	113193	30%	43,74,558
Pathanamthitta	1118564	1139106	102%	960394	86%	109057	32%	22,08,557
Thiruvananthapuram	2914006	2819167	97%	2431648	83%	183369	29%	54,34,184
Thrissur	2767777	2587192	93%	2370993	86%	164830	33%	51,23,015
Wayanad	716933	730696	102%	629078	88%	33553	18%	13,93,327
Grand Total	29,162,697	2,83,42,293	97%	2,42,26,669	83%	14,79,965	26%	5,40,48,927

TABLE2.Covid-19 Vaccination Center Functional in the State as on 26/04/2022 midnight

DISTRICTS	12+	15+	18+	Total
Alappuzha	84	0	6	90
Ernakulam	14	7	44	65
Idukki	8	5	11	24
Kannur	17	10	30	57
Kasaragod	0	1	4	5
Kollam	5	23	45	73
Kottayam	8	9	36	53
Kozhikode	2	6	15	23
Malappuram	7	10	23	40
Palakkad	19	14	26	59
Pathanamthitta	17	11	24	52
Thiruvananthapuram	0	4	122	126
Thrissur	6	80	97	183
Wayanad	3	2	7	12
GrandTotal	190	182	490	862

TABLE3. Health Care Workers Coverage as on 26/04/2022 midnight

<i>DISTRICT</i>	<i>1st DOSE</i>	<i>2nd Dose</i>	<i>% fully vaccinated</i>	<i>Precaution dose</i>	<i>Precaution dose (%) *</i>
Alappuzha	29022	27219	94%	12889	53%
Ernakulam	85566	75757	89%	29986	44%
Idukki	13554	12999	96%	5485	47%
Kannur	40388	37517	93%	17561	52%
Kasaragod	11610	10807	93%	4606	48%
Kollam	36036	33799	94%	14336	49%
Kottayam	38706	36290	94%	16119	50%
Kozhikode	52734	47930	91%	17140	41%
Malappuram	44833	41976	94%	16708	48%
Palakkad	34674	32002	92%	15033	53%
Pathanamthitta	29336	25070	85%	11110	49%
Thiruvananthapuram	73423	66355	90%	25772	45%
Thrissur	51909	49170	95%	25321	58%
Wayanad	13978	13286	95%	6191	51%
Grand Total	555769	510177	92%	218257	48%

1st Dose coverage for HCW is 100%

*Proportion of beneficiaries who are eligible (completed 9 months after 2nd dose)

TABLE4. Frontline workers Coverage as on 26/04/2022 midnight

<i>DISTRICT</i>	<i>1st dose</i>	<i>2nd Dose</i>	<i>% fully vaccinated</i>	<i>Precaution dose</i>	<i>Precaution dose(%) *</i>
Alappuzha	39128	36737	94%	12351	38%
Ernakulam	54934	50321	92%	17062	39%
Idukki	22993	21327	93%	4977	28%
Kannur	41381	39956	97%	11479	32%
Kasaragod	24615	22459	91%	5949	30%
Kollam	42235	38805	92%	9570	30%
Kottayam	32141	30594	95%	10326	37%
Kozhikode	55273	52541	95%	8498	19%
Malappuram	53913	51246	95%	12004	27%
Palakkad	48096	45515	95%	14994	37%
Pathanamthitta	25249	22519	89%	6504	33%
Thiruvananthapuram	72997	67592	93%	19454	36%
Thrissur	41904	40723	97%	16498	46%
Wayanad	17021	16089	95%	3850	27%
Grand Total	571880	536424	94%	153516	33%

1st Dose coverage for FLW is 100%

*Proportion of beneficiaries who are eligible (completed 9 months after 2nd dose)

TABLE5.Age-Appropriate Group (45-59 Years) Coverage as on 26/04/2022 midnight

Table 5: Age appropriate group (45-59 years) coverage							
45-59 years Coverage as on				27/04/2022	at 12 AM		
District	Target	1st Dose Coverage	Percentage	2nd Dose Coverage	Percentage fully vaccinated	Precaution dose	%
Alappuzha	535436	438807	82%	415262	78%	981	0.91%
Ernakulam	809349	783427	97%	701113	87%	4088	2.23%
Idukki	237564	246925	104%	218834	92%	171	0.27%
Kannur	527295	515714	98%	479071	91%	914	0.64%
Kasaragod	253027	252155	100%	223586	88%	118	0.13%
Kollam	541201	559908	103%	501455	93%	1008	0.78%
Kottayam	478470	414065	87%	373824	78%	1155	1.13%
Kozhikode	658949	654677	99%	580105	88%	965	0.64%
Malappuram	733338	722679	99%	626201	85%	510	0.35%
Palakkad	614226	547074	89%	498340	81%	1264	1.14%
Pathanamthitta	264372	281737	107%	251381	95%	875	0.92%
Thiruvananthapuram	735836	681444	93%	612403	83%	3252	1.68%
Thrissur	689418	663824	96%	623733	90%	3225	2.46%
Wayanad	170537	177119	104%	164180	96%	90	0.12%
Grand Total	7249018	69,39,555	96%	62,69,488	86%	18616	1.08%

TABLE6.Age-Appropriate Group (≥60 Years) Coverage as on 26/04/2022midnight

Table 6: Age appropriate group (≥ 60 years) coverage							
≥ 60 years Coverage as on				27/04/2022	at 12 AM		
District	Target	1st Dose Coverage	Percentage	2nd Dose Coverage	Percentage fully vaccinated	Precaution dose	%
Alappuzha	424565	428877	101%	400048	94%	105184	49%
Ernakulam	673885	676082	100%	619577	92%	99044	32%
Idukki	193981	194531	100%	172781	89%	21418	24%
Kannur	438602	444381	101%	411967	94%	83297	39%
Kasaragod	182460	181673	100%	160125	88%	30274	31%
Kollam	497558	499396	100%	454256	91%	92690	42%
Kottayam	418008	419558	100%	383439	92%	78809	40%
Kozhikode	526896	529024	100%	479161	91%	73993	32%
Malappuram	477642	488007	102%	433540	91%	52881	28%
Palakkad	437708	439706	100%	401189	92%	81834	44%
Pathanamthitta	311297	312130	100%	280313	90%	90400	48%
Thiruvananthapuram	630465	632865	100%	570523	90%	134675	43%
Thrissur	581781	587953	101%	557012	96%	119430	47%
Wayanad	128009	128283	100%	114276	89%	23414	29%
Grand Total	5922857	59,62,466	101%	54,38,207	92%	10,87,343	39%

TABLE 6. Age-Appropriate Group (18-44 Years) Coverage as on 26/04/2022 midnight

18-44 years Coverage as on 27/04/2022 at 12 AM							
District	Target	First Dose					
		1st Dose Coverage	Percentage	2nd Dose Coverage	Percentage fully vaccinated	Precaution dose	%
Alappuzha	744178	669085	90%	627491	84%	127	0.94%
Ernakulam	1470864	1508290	103%	1217900	83%	685	2.12%
Idukki	437537	418979	96%	331171	76%	17	0.29%
Kannur	947964	963984	102%	821280	87%	123	0.47%
Kasaragod	556876	500668	90%	405159	73%	13	0.09%
Kollam	1054752	931558	88%	784566	74%	137	0.70%
Kottayam	665544	654436	98%	561957	84%	141	0.84%
Kozhikode	1313678	1219221	93%	957121	73%	123	0.51%
Malappuram	1777378	1827123	103%	1369292	77%	51	0.12%
Palakkad	1088327	1085070	100%	904547	83%	68	0.40%
Pathanamthitta	460819	442695	96%	352743	77%	168	1.29%
Thiruvananthapuram	1309099	1246723	95%	1053744	80%	216	0.91%
Thrissur	1274465	1096821	86%	1012216	79%	356	1.42%
Wayanad	361152	354213	98%	300108	83%	8	0.11%
Grand Total	13462633	1,29,18,866	96%	1,06,99,295	79%	2233	0.79%
*Among those who have taken first dose							

TABLE 7. Age-Appropriate Group (15-17 Years) Coverage as on 26/04/2022midnight

15-17 years Coverage as on 27/04/2022 at 12 AM					
District	Target	1st Dose Coverage	Percentage	2nd Dose Coverage	Percentage fully vaccinated
Alappuzha	80832	76671	95%	58811	73%
Ernakulam	172307	110723	64%	73704	43%
Idukki	51339	35573	69%	25174	49%
Kannur	97722	99048	101%	67464	69%
Kasaragod	60496	48487	80%	29414	49%
Kollam	105234	94604	90%	62664	60%
Kottayam	85400	64270	75%	41991	49%
Kozhikode	143028	105946	74%	53222	37%
Malappuram	241212	176994	73%	72431	30%
Palakkad	132742	113768	86%	76184	57%
Pathanamthitta	48854	38910	80%	27989	57%
Thiruvananthapuram	145238	99708	69%	60418	42%
Thrissur	123540	120724	98%	84915	69%
Wayanad	29245	34503	118%	20602	70%
Grand Total	1,517,189	12,19,929	80%	7,54,983	49%

Table 8: Age appropriate group (12-14 years) Coverage as on 26/04/2022midnight

12-14 years Coverage as on 27/4/2022 at 12 AM					
District	Target	1st Dose Coverage	Percentage	2nd Dose Coverage	Percentage fully vaccinated
Alappuzha	43284	22665	52%	4040	9%
Ernakulam	90244	8329	9%	92	0%
Idukki	29672	8457	29%	349	1%
Kannur	89079	16454	18%	2057	2%
Kasaragod	39968	3218	8%	374	1%
Kollam	69984	12327	18%	193	0%
Kottayam	55571	8935	16%	215	0%
Kozhikode	103644	2911	3%	190	0%
Malappuram	159652	9912	6%	560	0%
Palakkad	75249	29928	40%	5272	7%
Pathanamthitta	33203	9049	27%	379	1%
Thiruvananthapuram	93804	12007	13%	613	1%
Thrissur	99789	24057	24%	3224	3%
Wayanad	27857	5579	20%	537	2%
Grand Total	10,11,000	1,73,828	17%	18,095	2%

TABLE9.State Summary (18+) as on 26/04/2022 midnight

State Summary (18+) 27-04-2022 at 12 AM							
District	Target	First Dose	Percentage	Second Dose	Percentage*	Precaution Dose	Percentage
Alappuzha	1704179	1604919	94%	1506757	88%	131532	33%
Ernakulam	2954098	3108299	105%	2664668	90%	150865	24%
Idukki	869082	896982	103%	757112	87%	32068	17%
Kannur	1913861	2005848	105%	1789791	94%	113374	25%
Kasaragod	992363	970721	98%	822136	83%	40960	17%
Kollam	2093511	2069133	99%	1812881	87%	117741	27%
Kottayam	1562022	1558906	100%	1386104	89%	106550	28%
Kozhikode	2499523	2510929	100%	2116858	85%	100719	21%
Malappuram	2988358	3136555	105%	2522255	84%	82154	18%
Palakkad	2140261	2154620	101%	1881593	88%	113193	30%
Pathanamthitta	1036488	1091147	105%	932026	90%	109057	32%
Thiruvananthapuram	2675400	2707452	101%	2370617	89%	183369	29%
Thrissur	2545664	2442411	96%	2282854	90%	164830	33%
Wayanad	659698	690614	105%	607939	92%	33553	18%
Grand Total	2,66,34,508	2,69,48,536	101%	2,34,53,591	88%	1479965	26%

*Revised target population(> 18 years) as per MOHFW is 2.67 crores

*As per letter from Additional Secretary MOHFW- D O No 2317579/2021/Imm dated 15/09/2021

TABLE 10. Achievement for the day 26/04/2022 midnight

Daily achievement		27-04-2022		
District	First Dose	Second Dose	Precaution dose	Total Doses Administered
Alappuzha	1986	711	327	3024
Ernakulam	1188	1300	4559	7047
Idukki	360	140	204	704
Kannur	1375	1061	2178	4614
Kasaragod	0	7	95	102
Kollam	416	1418	3441	5275
Kottayam	396	512	2177	3085
Kozhikode	150	390	628	1168
Malappuram	268	649	1098	2015
Palakkad	924	1648	1663	4235
Pathanamthitta	438	474	1935	2847
Thiruvananthapuram	309	2332	9008	11649
Thrissur	604	2426	7155	10185
Wayanad	128	210	306	644
Grand Total	8542	13278	34774	56594

** Vaccine stock details couldn't be downloaded from e-VIN portal as the portal is down.

TABLE11.COVID Vaccination related sites

support@cowin.gov.in https://www.cowin.gov.in/home https://dashboard.kerala.gov.in/ https://dhs.kerala.gov.in/https://aogyakeralam.gov.in/https://sha.kerala.gov.in/

TABLE10.COVID Vaccination related Helpline numbers

National/State/District	Line1	Line2	Line3
National Helpline	1075	+91 1123978046	0120 4473222
Disha	1056	04712552056	
StateCallCenter	04712309251	04712309252	04712309255
Thiruvananthapuram	9188610100	1077	
Kollam	04742797609	8589015556	
Pathanamthitta	04682222515	04682228220	
Alappuzha	04772239999		
Kottayam	04812565200	04812304800	04812581900
Idukki	18004255640	04862232220	04862233118
Ernakulam	9072303861		
Thrissur	9400066921	9400066922	9400066923
Palakkad	04912505264	04912505189	8943341439
Malappuram	04832733253	04832737858	04832733252
Kozhikode	7594001442		
Wayanad	04936202343	04936202375	9072510900
Kannur	04972700194		
Kasargod	9061076590	9061079244	9061078026