



www.health.kerala.gov.in

**COVID-19 OUTBREAK CONTROL AND PREVENTION STATE CELL
HEALTH & FAMILY WELFARE DEPARTMENT**

www.dbs.kerala.gov.in

controlroomdhskerala@gmail.com

KeralaHEALTH-COVID-19 DAILY VACCINATION BULLETIN

Date: 27/04/2022

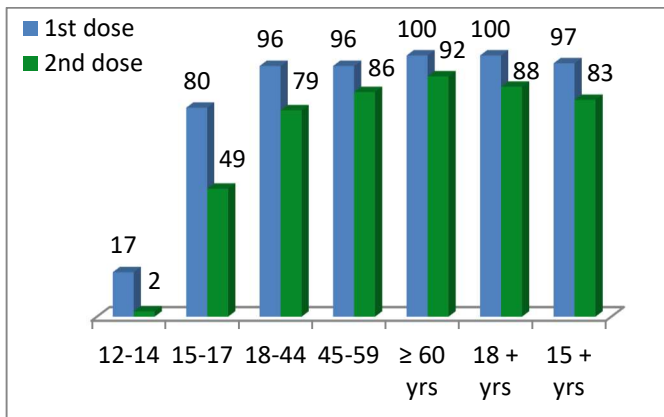
**OUR HEALTH OUR RESPONSIBILITY
VACCINE ADVISORY**

- People who are vaccinated with Covid Vaccine are reported to have reduced Covid related ICU admissions, serious disease and death.
- Early vaccination is useful to safeguard our life from this deadly disease.
- Vaccination sessions are planned as per the availability of vaccine. All are requested to cooperate.
- After receiving the first dose, second dose of Covishield vaccine is to be taken between 12–16weeks and second dose of Covaxin between 4-6 weeks.
- Covid vaccination is currently available to all above 15 years. Children in 15-18 age group will get Covaxin.
- Health Staffs, Frontline workers and people above 60 years with co-morbidities will get precaution dose after 9 months or 39 weeks from the second dose. The Same vaccine administered as first and second dose is to be taken as precaution dose. People above 60 years with co-morbidities should take medical advice before receiving precaution dose.
- Vaccination is available free of cost in all Government covid vaccination centers, and at a nominal rate (as per the Gol order F.No.2079203/2021/Immunization) in selected private Hospitals.
- **ENSURE ALL YOUR ELIGIBLE FAMILY MEMBERS ARE PROTECTED BY RECEIVING ANY OF THE AVAILABLE COVID VACCINE.**
- **“BOTH COVAXIN AND COVISHIELD ARE EQUALLY EFFECTIVE AND SAFE”**
- **“BE FULLY PROTECTED – GET THE SECOND DOSE AT YOUR SCHEDULED TIME”**

ANALYSIS

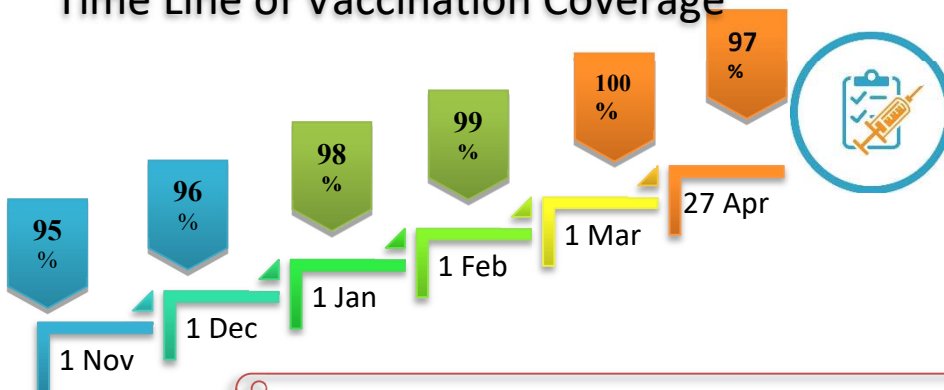
COVID-19 mass vaccinations are showing signs of preventing illness and steep decline in cases and hospital admissions in countries which done vaccination. Kerala started its vaccination for health care workers from January 16, 2021. The COVID-19 Vaccines Operational Guidelines issued by the Ministry of Health and Family Welfare, Govt. of India, 28th December 2020 and all subsequent Guidelines issued by Ministry of Health and Family Welfare, Govt of India are followed at the sites and all vaccination lanes

Summary of COVID Vaccine Administered as on 27-04-2022 midnight



- 97%** of eligible population vaccinated with a single dose till April 27
- 83%** of eligible population vaccinated with double dose till April 27
- State has vaccinated about **80%** of children aged 15 - 17 years with a single dose

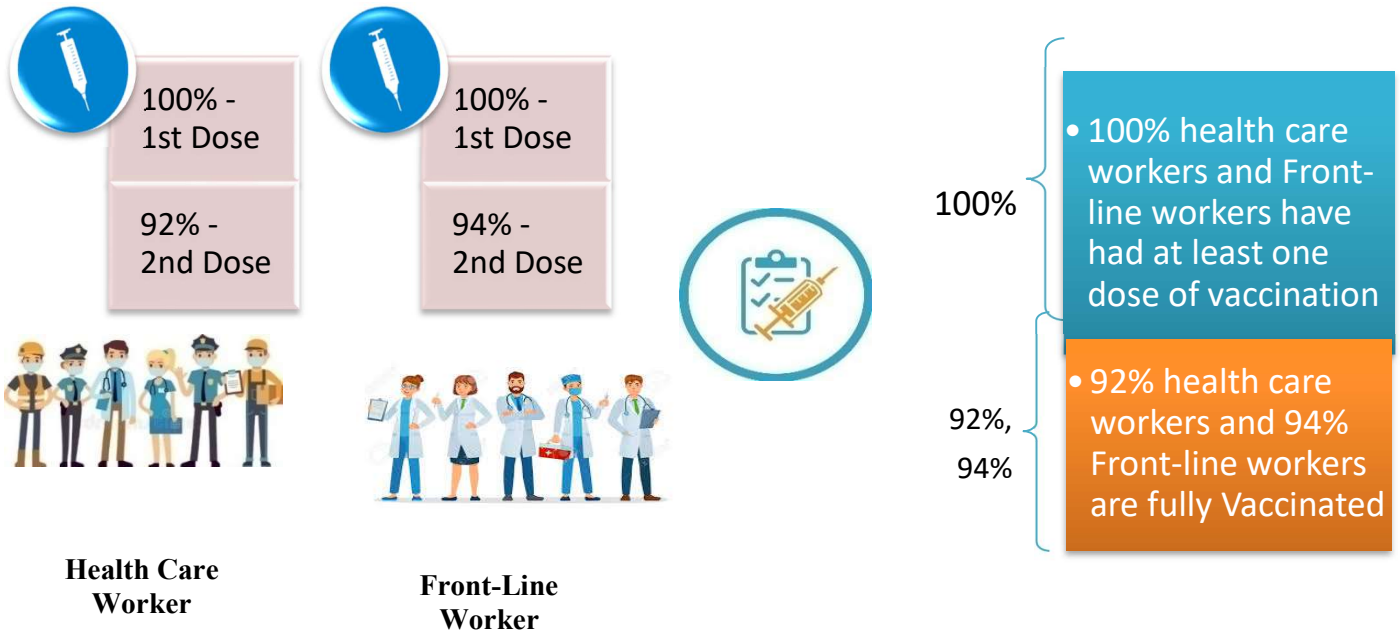
Time Line of Vaccination Coverage



Kerala began administration of COVID 19 Vaccines on 16th January, 2021. As of 27th April 2022, Kerala has administered over 54 million doses overall, including first and second doses of vaccines.


Over 97 per cent of the eligible population (15 + years) in Kerala has been administered the first dose of the Covid-19 vaccine. The state has achieved the target within 473 days since the beginning of the vaccination drive on January 16, 2021

Health Care Workers & Front-line Workers Vaccinated



Are You Vaccinated? You Still Need to Practice:

- Even after vaccination, follow COVID appropriate behavior
- Practice Social Distancing and greet without physical contact
- Always wear clean face mask
- Wash your hands thoroughly and frequently or use hand sanitizer
- Follow the current COVID 19 guidelines to prevent further spread
- Stay Safe. Stay Strong. Get Vaccinated



Even After Getting Vaccinated Keep Taking Precautions to Protect Your Self

			
GET VACCINATED	WASH YOUR HANDS	WEAR A MASK	KEEP YOUR DISTANCE

The Race Towards Full Vaccination - Weekly Trend

16th – 22nd April 2022

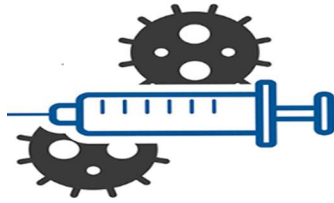
Kerala Administered over

0.62 Lakh

COVID Vaccine Doses

in the last 7 days

(16th – 22nd April, 2022)

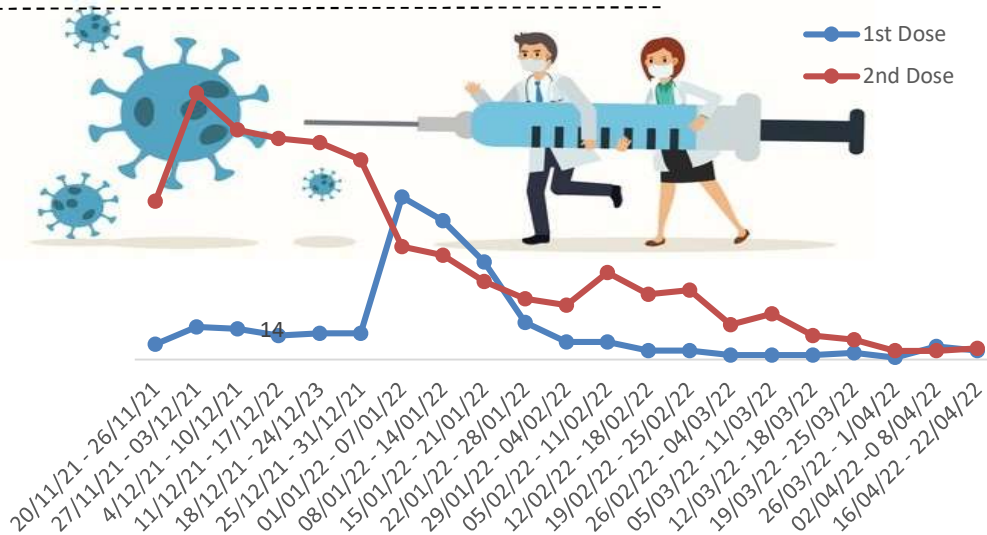


From 16th – 22nd April, 2022 on average

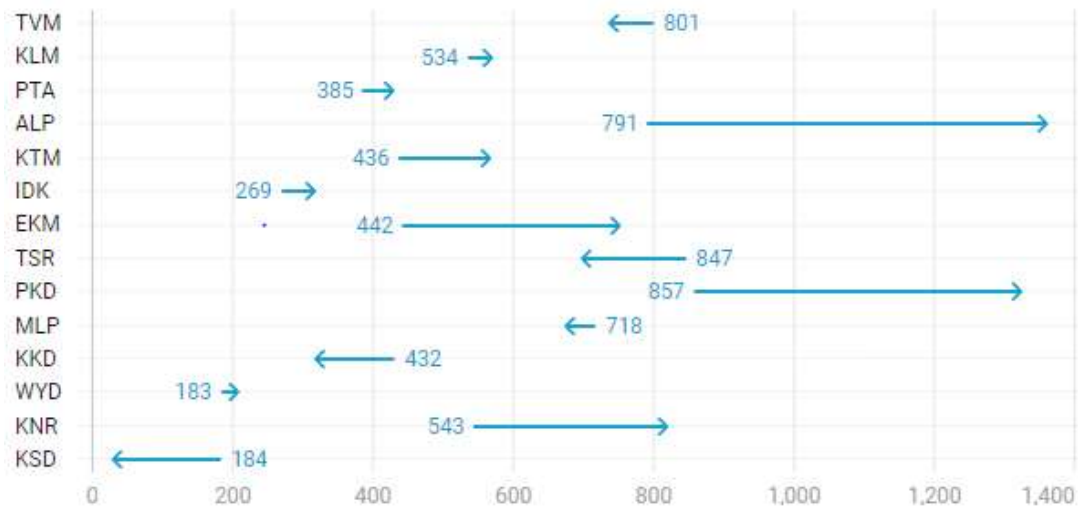
0.08 lakh

doses were administered daily.

Average Doses Administered Per day per week (in 1000)



Trend in average per day vaccination for the last two weeks



Race Against Time – Vaccination Quarterly Status

(Q1:16th Jan-Mar, Q2: Apr-June, Q3: July-Sep, Q4: Oct - Dec)

Daily Average Doses Administered per Quarter

In the first Quarter, only 42201 first doses and 5324 second doses were administered daily on average. During the second, third and fourth quarters, the daily vaccination of the first and second doses increased significantly.

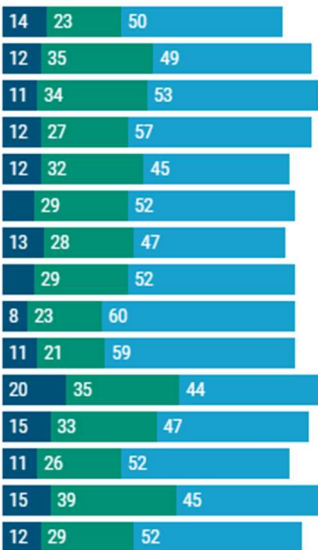


Vaccination Achievement per Quarter

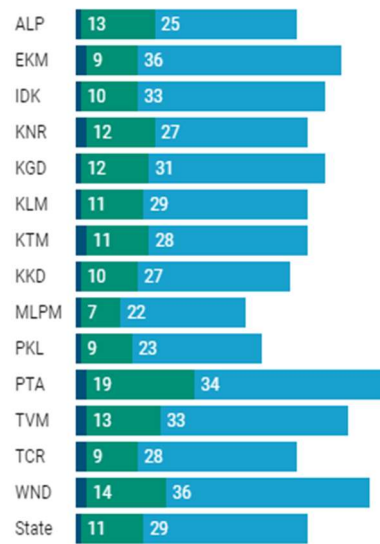
In the third quarter of the immunization drive, 52% of the eligible population (18 + age) in Kerala were given the first dose and 29% the second dose.

■ Q1 ■ Q2 ■ Q3

First Dose



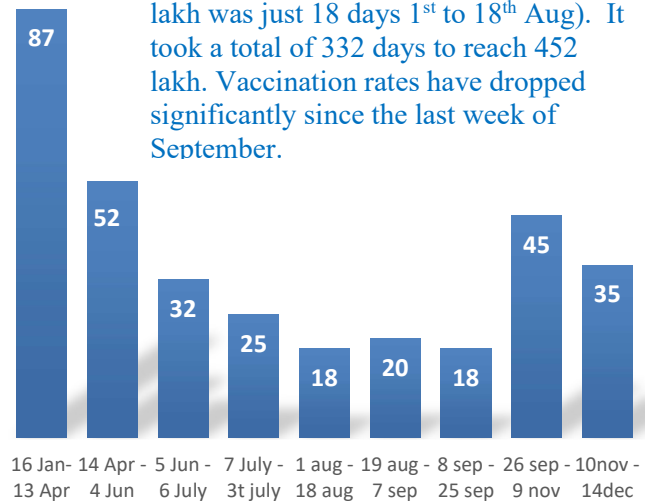
Second Dose



Dose Progression

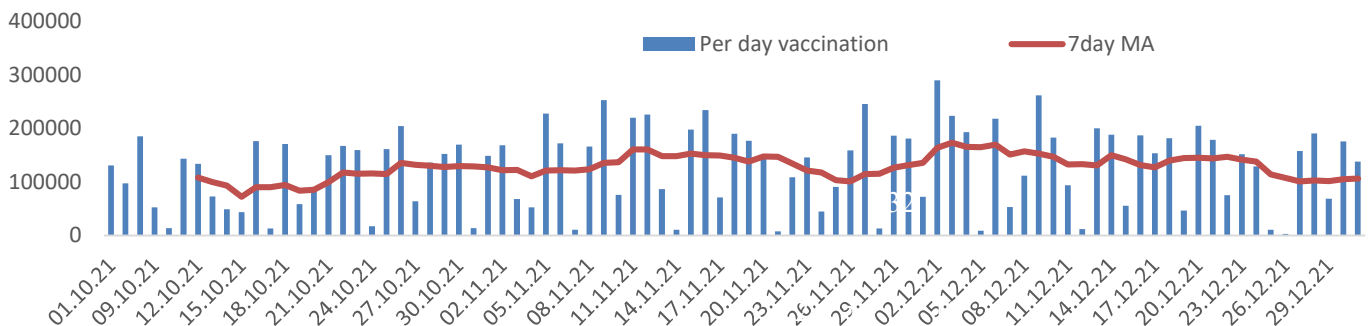
The chart shows the days taken for total COVID-19 Vaccination doses (both first and second) in Kerala to cross every 50 lakh dose mark

It took 87 days to administer the first 50 lakh doses. The shortest time taken to 50 lakh was just 18 days 1st to 18th Aug). It took a total of 332 days to reach 452 lakh. Vaccination rates have dropped significantly since the last week of September.



Vaccine Administered per Day and 7 days Moving Average in Last Quarter (Oct -Dec)

The seven-day moving average of daily doses in the last quarter showed a peak on December 2nd and continued to fluctuate thereafter



Important Message to the Public

- a. *Infection or infection rate is only a part and disease manifestation of disease is to be monitored*
- b. *Fatality among vaccinated people is very less. Disease severity among vaccinated people is less.*
- c. *People with comorbidity should be careful. Once detected covid positive they should get admitted and do not stay at home.*
- d. *Death among non-vaccinated people, especially people with comorbidity is because of late arrival in hospitals*
- e. *Diabetes and Hypertension together is the most common cause of patient death if they arrive late.*
- f. *Vaccinated people, only if symptomatic are advised to consult Doctor.*
- g. *Non Vaccinated people, if symptomatic, may do RTPCR test*
- h. *Antigen testing is only for emergency purpose*
- i. *Non vaccinated people with co-morbidities to do testing by RTPCR and consult doctor*
- j. *Repeat RTPCR is not needed among the people who are detected COVID positive in the previous 2 months*
- k. *All young person detected positive and at home isolation should do glucose test*

TABLE1.Total Vaccination done in the State as on 27/04/2022 midnight

State Summary (15+ years)-Total doses administered till 28/4/2022 at 12 AM								
District	Target	First Dose	Percent age	Second Dose	Percent age*	Precaution Dose	Percentage	Total doses administered
Alappuzha	1829568	1704293	93%	1569675	86%	131769	33%	3,405,737
Ernakulam	3217878	3227386	100%	2738558	85%	151652	24%	6,117,596
Idukki	950762	941073	99%	782690	82%	32165	17%	1,755,928
Kannur	2100307	2121423	101%	1859418	89%	113832	25%	4,094,673
Kasaragod	1092141	1022447	94%	852062	78%	41168	17%	1,915,677
Kollam	2268371	2176084	96%	1875829	83%	117965	27%	4,169,878
Kottayam	1704500	1632128	96%	1428348	84%	106842	28%	3,167,318
Kozhikode	2746273	2619869	95%	2170445	79%	101210	21%	4,891,524
Malappuram	3386535	3323663	98%	2595466	77%	82522	18%	6,001,651
Palakkad	2349082	2298345	98%	1963181	84%	113454	30%	4,374,980
Pathanamthitta	1118564	1139219	102%	960413	86%	109240	32%	2,208,872
Thiruvananthapuram	2914006	2819194	97%	2431772	83%	183779	29%	5,434,745
Thrissur	2767777	2587201	93%	2371042	86%	165355	33%	5,123,598
Wayanad	716933	730735	102%	629102	88%	33621	18%	1,393,458
Grand Total	29,162,697	28,343,060	97%	24,228,001	83%	1,484,574	26%	54,055,635

TABLE2.Covid-19 Vaccination Center Functional in the State as on 27/04/2022 midnight

DISTRICTS	12+	15+	18+	Total
Alappuzha	0	0	7	7
Ernakulam	0	1	30	31
Idukki	2	0	5	7
Kannur	1	0	11	12
Kasaragod	0	0	21	21
Kollam	0	1	9	10
Kottayam	0	1	9	10
Kozhikode	1	1	18	20
Malappuram	5	5	12	22
Palakkad	2	2	9	13
Pathanamthitta	0	0	6	6
Thiruvananthapuram	0	2	15	17
Thrissur	0	1	22	23
Wayanad	1	1	3	5
GrandTotal	12	15	177	204

TABLE3. Health Care Workers Coverage as on 27/04/2022 midnight

DISTRICT	1st DOSE	2nd Dose	% fully vaccinated	Precaution dose	Precaution dose (%) *
Alappuzha	29022	27219	94%	12899	53%
Ernakulam	85566	75759	89%	30018	44%
Idukki	13554	12999	96%	5494	47%
Kannur	40388	37518	93%	17572	52%
Kasaragod	11610	10807	93%	4626	48%
Kollam	36036	33800	94%	14343	49%
Kottayam	38706	36290	94%	16130	50%
Kozhikode	52734	47930	91%	17151	41%
Malappuram	44834	41976	94%	16732	48%
Palakkad	34674	32002	92%	15041	53%
Pathanamthitta	29336	25070	85%	11118	49%
Thiruvananthapuram	73423	66355	90%	25795	45%
Thrissur	51909	49170	95%	25337	58%
Wayanad	13978	13286	95%	6191	51%
Grand Total	555770	510181	92%	218447	48%

1st Dose coverage for HCW is 100%

*Proportion of beneficiaries who are eligible (completed 9 months after 2nd dose)

TABLE4. Frontline workers Coverage as on 27/04/2022 midnight

DISTRICT	1st dose	2nd Dose	% fully vaccinated	Precaution dose	Precaution dose(%) *
Alappuzha	39128	36737	94%	12368	38%
Ernakulam	54934	50321	92%	17075	39%
Idukki	22993	21328	93%	4983	28%
Kannur	41381	39956	97%	11483	32%
Kasaragod	24615	22460	91%	5958	30%
Kollam	42235	38806	92%	9573	30%
Kottayam	32141	30594	95%	10328	37%
Kozhikode	55273	52541	95%	8523	19%
Malappuram	53913	51247	95%	12105	28%
Palakkad	48096	45515	95%	15009	37%
Pathanamthitta	25249	22519	89%	6509	33%
Thiruvananthapuram	72997	67593	93%	19503	36%
Thrissur	41904	40723	97%	16515	46%
Wayanad	17021	16089	95%	3850	27%
Grand Total	571880	536429	94%	153782	33%

1st Dose coverage for FLW is 100%

*Proportion of beneficiaries who are eligible (completed 9 months after 2nd dose)

TABLE5.Age-Appropriate Group (45-59 Years) Coverage as on 27/04/2022 midnight

Table 5: Age appropriate group (45-59 years) coverage							
45-59 years Coverage as on 28/04/2022 at 12 AM							
District	Target	1st Dose Coverage	Percentage	2nd Dose Coverage	Percentage fully vaccinated	Precaution dose	%
Alappuzha	535436	438807	82%	415276	78%	1046	1%
Ernakulam	809349	783431	97%	701118	87%	4476	2%
Idukki	237564	246925	104%	218841	92%	194	0%
Kannur	527295	515715	98%	479085	91%	987	1%
Kasaragod	253027	252157	100%	223593	88%	131	0%
Kollam	541201	559910	103%	501469	93%	1079	1%
Kottayam	478470	414065	87%	373832	78%	1278	1%
Kozhikode	658949	654686	99%	580123	88%	1057	1%
Malappuram	733338	722681	99%	626217	85%	559	0%
Palakkad	614226	547074	89%	498350	81%	1331	1%
Pathanamthitta	264372	281739	107%	251385	95%	993	1%
Thiruvananthapuram	735836	681445	93%	612417	83%	3404	2%
Thrissur	689418	663826	96%	623736	90%	3510	3%
Wayanad	170537	177119	104%	164181	96%	96	0%
Grand Total	7249018	6,939,580	96%	6,269,623	86%	20141	1%

TABLE6.Age-Appropriate Group (≥60 Years) Coverage as on 27/04/2022midnight

Table 6: Age appropriate group (≥ 60 years) coverage							
≥ 60 years Coverage as on 28/04/2022 at 12 AM							
District	Target	1st Dose Coverage	Percentage	2nd Dose Coverage	Percentage fully vaccinated	Precaution dose	%
Alappuzha	424565	428878	101%	400062	94%	105318	49%
Ernakulam	673885	676084	100%	619580	92%	99350	32%
Idukki	193981	194531	100%	172788	89%	21473	24%
Kannur	438602	444381	101%	411970	94%	83663	39%
Kasaragod	182460	181673	100%	160131	88%	30437	31%
Kollam	497558	499396	100%	454262	91%	92824	42%
Kottayam	418008	419560	100%	383443	92%	78951	40%
Kozhikode	526896	529027	100%	479179	91%	74352	33%
Malappuram	477642	488008	102%	433546	91%	53068	28%
Palakkad	437708	439706	100%	401193	92%	82002	44%
Pathanamthitta	311297	312133	100%	280315	90%	90440	48%
Thiruvananthapuram	630465	632865	100%	570530	90%	134846	43%
Thrissur	581781	587955	101%	557016	96%	119614	47%
Wayanad	128009	128283	100%	114278	89%	23476	29%
Grand Total	5922857	5,962,480	101%	5,438,293	92%	1,089,814	39%

TABLE 6. Age-Appropriate Group (18-44 Years) Coverage as on 27/04/2022 midnight

18-44 years Coverage as on 28/04/2022 at 12 AM							
District	Target	First Dose					
		1st Dose Coverage	Percentage	2nd Dose Coverage	Percentage fully vaccinated	Precaution dose	%
Alappuzha	744178	669089	90%	627525	84%	138	1%
Ernakulam	1470864	1508313	103%	1217973	83%	733	2%
Idukki	437537	418981	96%	331207	76%	21	0%
Kannur	947964	963999	102%	821365	87%	127	0%
Kasaragod	556876	500686	90%	405280	73%	16	0%
Kollam	1054752	931569	88%	784623	74%	146	1%
Kottayam	665544	654447	98%	561980	84%	155	1%
Kozhikode	1313678	1219267	93%	957255	73%	127	1%
Malappuram	1777378	1827144	103%	1369463	77%	58	0%
Palakkad	1088327	1085082	100%	904614	83%	71	0%
Pathanamthitta	460819	442698	96%	352756	77%	180	1%
Thiruvananthapuram	1309099	1246736	95%	1053822	80%	231	1%
Thrissur	1274465	1096826	86%	1012258	79%	379	2%
Wayanad	361152	354215	98%	300119	83%	8	0%
Grand Total	13462633	12,919,052	96%	10,700,240	79%	2390	1%
*Among those who have taken first dose							

TABLE 7. Age-Appropriate Group (15-17 Years) Coverage as on 27/04/2022 midnight

15-17 years Coverage as on 28/04/2022 at 12 AM					
District	Target	1st Dose Coverage	Percentage	2nd Dose Coverage	Percentage fully vaccinated
Alappuzha	80832	76676	95%	58815	73%
Ernakulam	172307	110729	64%	73715	43%
Idukki	51339	35575	69%	25178	49%
Kannur	97722	99048	101%	67464	69%
Kasaragod	60496	48488	80%	29417	49%
Kollam	105234	94611	90%	62676	60%
Kottayam	85400	64274	75%	41994	49%
Kozhikode	143028	105946	74%	53227	37%
Malappuram	241212	177009	73%	72447	30%
Palakkad	132742	113768	86%	76190	57%
Pathanamthitta	48854	38910	80%	27989	57%
Thiruvananthapuram	145238	99721	69%	60442	42%
Thrissur	123540	120724	98%	84915	69%
Wayanad	29245	34507	118%	20608	70%
Grand Total	1,517,189	1,219,986	80%	755,077	49%

Table 8: Age appropriate group (12-14 years) Coverage as on 27/04/2022midnight

12-14 years Coverage as on 28/4/2022 at 12 AM					
District	Target	1st Dose Coverage	Percentage	2nd Dose Coverage	Percentage fully vaccinated
Alappuzha	43284	22693	52%	4041	9%
Ernakulam	90244	8329	9%	92	0%
Idukki	29672	8514	29%	349	1%
Kannur	89079	16511	19%	2060	2%
Kasaragod	39968	3218	8%	374	1%
Kollam	69984	12327	18%	193	0%
Kottayam	55571	8935	16%	215	0%
Kozhikode	103644	2936	3%	190	0%
Malappuram	159652	10074	6%	570	0%
Palakkad	75249	29945	40%	5317	7%
Pathanamthitta	33203	9154	28%	379	1%
Thiruvananthapuram	93804	12007	13%	613	1%
Thrissur	99789	24057	24%	3224	3%
Wayanad	27857	5612	20%	541	2%
Grand Total	10,11,000	174,312	17%	18,158	2%

TABLE9.State Summary (18+) as on 27/04/2022 midnight

State Summary (18+) 28-04-2022 at 12 AM							
District	Target	First Dose	Percentage	Second Dose	Percentage*	Precaution Dose	Percentage
Alappuzha	1704179	1604924	94%	1506819	88%	131769	33%
Ernakulam	2954098	3108328	105%	2664751	90%	151652	24%
Idukki	869082	896984	103%	757163	87%	32165	17%
Kannur	1913861	2005864	105%	1789894	94%	113832	25%
Kasaragod	992363	970741	98%	822271	83%	41168	17%
Kollam	2093511	2069146	99%	1812960	87%	117965	27%
Kottayam	1562022	1558919	100%	1386139	89%	106842	28%
Kozhikode	2499523	2510987	100%	2117028	85%	101210	21%
Malappuram	2988358	3136580	105%	2522449	84%	82522	18%
Palakkad	2140261	2154632	101%	1881674	88%	113454	30%
Pathanamthitta	1036488	1091155	105%	932045	90%	109240	32%
Thiruvananthapuram	2675400	2707466	101%	2370717	89%	183779	29%
Thrissur	2545664	2442420	96%	2282903	90%	165355	33%
Wayanad	659698	690616	105%	607953	92%	33621	18%
Grand Total	2,66,34,508	26,948,762	101%	23,454,766	88%	1484574	26%

*Revised target population(> 18 years) as per MOHFW is 2.67 crores

*As per letter from Additional Secretary MOHFW- D O No 2317579/2021/Imm dated 15/09/2021

TABLE 10. Achievement for the day 27/04/2022 midnight

Daily achievement 28-04-2022				
District	First Dose	Second Dose	Precaution dose	Total Doses Administered
Alappuzha	38	66	235	339
Ernakulam	33	94	787	914
Idukki	61	54	97	212
Kannur	73	106	455	634
Kasaragod	21	138	208	367
Kollam	20	89	223	332
Kottayam	16	39	291	346
Kozhikode	57	172	482	711
Malappuram	171	215	365	751
Palakkad	29	132	260	421
Pathanamthitta	8	19	183	210
Thiruvananthapuram	22	118	409	549
Thrissur	9	52	525	586
Wayanad	39	24	68	131
Grand Total	597	1318	4588	6503

** Vaccine stock details couldn't be downloaded from e-VIN portal as the portal is down.

TABLE11.COVID Vaccination related sites

support@cowin.gov.in https://www.cowin.gov.in/home https://dashboard.kerala.gov.in/ https://dhs.kerala.gov.in/https://aogyakeralam.gov.in/https://sha.kerala.gov.in/

TABLE10.COVID Vaccination related Helpline numbers

National/State/District	Line1	Line2	Line3
National Helpline	1075	+91 1123978046	0120 4473222
Disha	1056	04712552056	
StateCallCenter	04712309251	04712309252	04712309255
Thiruvananthapuram	9188610100	1077	
Kollam	04742797609	8589015556	
Pathanamthitta	04682222515	04682228220	
Alappuzha	04772239999		
Kottayam	04812565200	04812304800	04812581900
Idukki	18004255640	04862232220	04862233118
Ernakulam	9072303861		
Thrissur	9400066921	9400066922	9400066923
Palakkad	04912505264	04912505189	8943341439
Malappuram	04832733253	04832737858	04832733252
Kozhikode	7594001442		
Wayanad	04936202343	04936202375	9072510900
Kannur	04972700194		
Kasargod	9061076590	9061079244	9061078026