



www.health.kerala.gov.in

**COVID-19 OUTBREAK CONTROL AND PREVENTION STATE CELL
HEALTH & FAMILY WELFARE DEPARTMENT**

www.dhs.kerala.gov.in

controlroomdhskerala@gmail.com

KeralaHEALTH-COVID-19 DAILY VACCINATION BULLETIN

Date: 29/04/2022

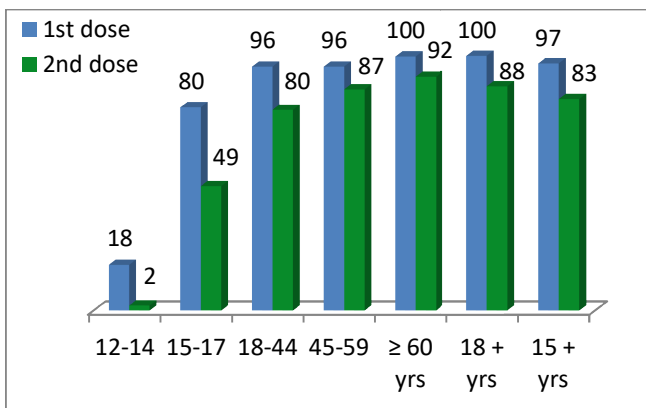
**OUR HEALTH OUR RESPONSIBILITY
VACCINE ADVISORY**

- *People who are vaccinated with Covid Vaccine are reported to have reduced Covid related ICU admissions, serious disease and death.*
- *Early vaccination is useful to safeguard our life from this deadly disease.*
- *Vaccination sessions are planned as per the availability of vaccine. All are requested to cooperate.*
- *After receiving the first dose, second dose of Covishield vaccine is to be taken between 12–16weeks and second dose of Covaxin between 4-6 weeks.*
- *Covid vaccination is currently available to all above 15 years. Children in 15-18 age group will get Covaxin.*
- *Health Staffs, Frontline workers and people above 60 years with co-morbidities will get precaution dose after 9 months or 39 weeks from the second dose. The Same vaccine administered as first and second dose is to be taken as precaution dose. People above 60 years with co-morbidities should take medical advice before receiving precaution dose.*
- *Vaccination is available free of cost in all Government covid vaccination centers, and at a nominal rate (as per the Gol order F.No.2079203/2021/Immunization) in selected private Hospitals.*
- ***ENSURE ALL YOUR ELIGIBLE FAMILY MEMBERS ARE PROTECTED BY RECEIVING ANY OF THE AVAILABLE COVID VACCINE.***
- ***“BOTH COVAXIN AND COVISHIELD ARE EQUALLY EFFECTIVE AND SAFE”***
- ***“BE FULLY PROTECTED – GET THE SECOND DOSE AT YOUR SCHEDULED TIME”***

ANALYSIS

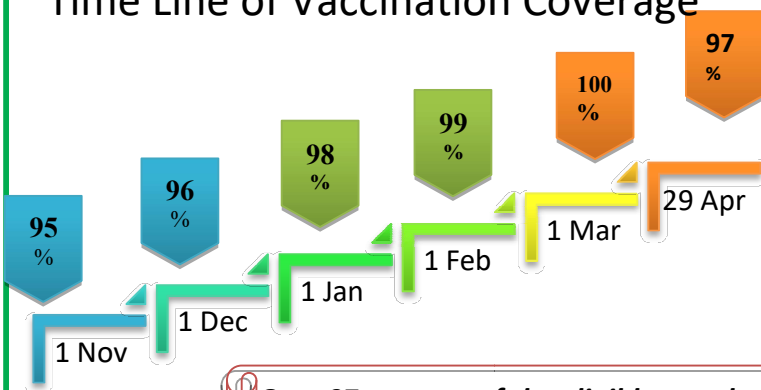
COVID-19 mass vaccinations are showing signs of preventing illness and steep decline in cases and hospital admissions in countries which done vaccination. Kerala started its vaccination for health care workers from January 16, 2021. The COVID-19 Vaccines Operational Guidelines issued by the Ministry of Health and Family Welfare, Govt. of India, 28th December 2020 and all subsequent Guidelines issued by Ministry of Health and Family Welfare, Govt of India are followed at the sites and all vaccination lanes

Summary of COVID Vaccine Administered as on 29-04-2022 midnight



- 97%** of eligible population vaccinated with a single dose till April 29
- 83%** of eligible population vaccinated with double dose till April 29
- State has vaccinated about **80%** of children aged 15 - 17 years with a single dose

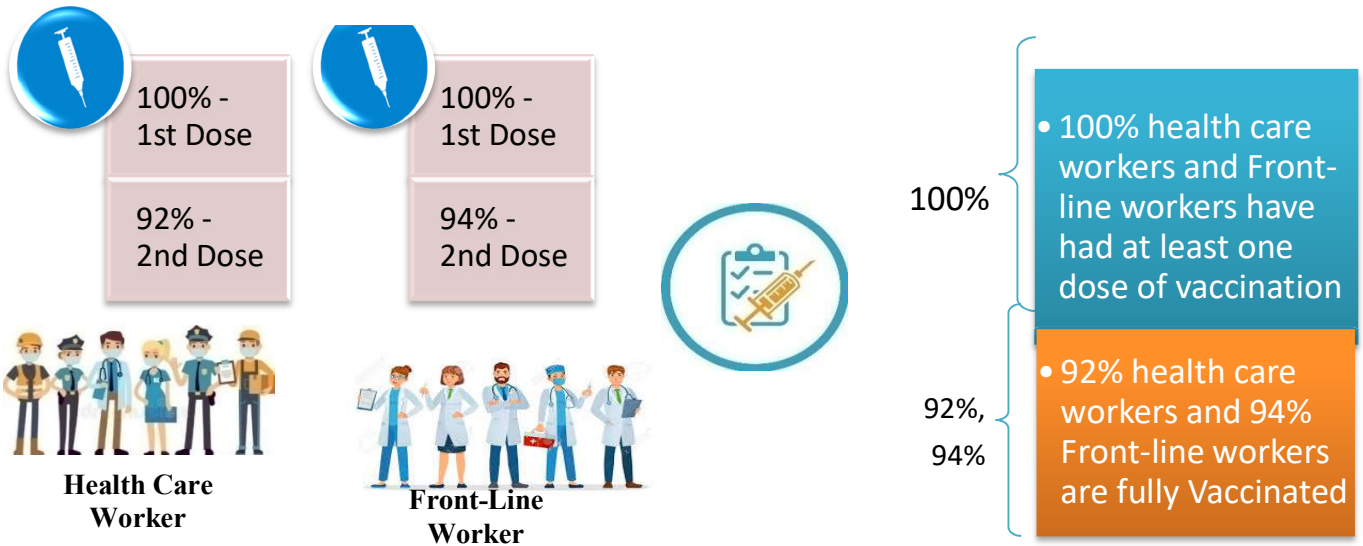
Time Line of Vaccination Coverage



Kerala began administration of COVID 19 Vaccines on 16th January, 2021. As of 29th April 2022, Kerala has administered over 54 million doses overall, including first and second doses of vaccines.

Over 97 per cent of the eligible population (15 + years) in Kerala has been administered the first dose of the Covid-19 vaccine. The state has achieved the target within 475 days since the beginning of the vaccination drive on January 16, 2021

Health Care Workers & Front-line Workers Vaccinated



Are You Vaccinated? You Still Need to Practice: SMS

- Even after vaccination, follow COVID appropriate behavior
- Practice Social Distancing and greet without physical contact
- Always wear clean face mask
- Wash your hands thoroughly and frequently or use hand sanitizer
- Follow the current COVID 19 guidelines to prevent further spread
- Stay Safe. Stay Strong. Get Vaccinated



Even After Getting Vaccinated Keep Taking Precautions to Protect Your Self



GET VACCINATED

WASH YOUR HANDS

WEAR A MASK

KEEP YOUR DISTANCE

The Race Towards Full Vaccination - Weekly Trend

16th – 22nd April 2022

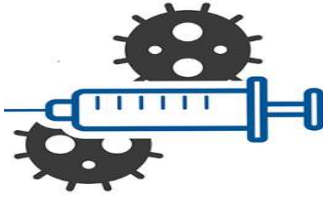
Kerala Administered over

0.62 Lakh

COVID Vaccine Doses

in the last 7 days

(16th – 22nd April, 2022)



From 16th – 22nd April, 2022 on average

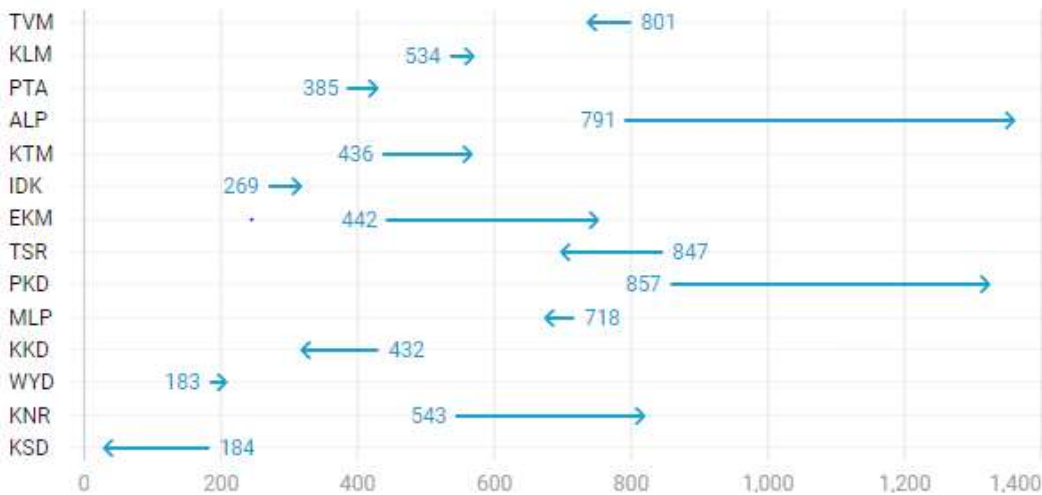
0.08 lakh

doses were administered daily.

Average Doses Administered Per day per week (in 1000)



Trend in average per day vaccination for the last two weeks

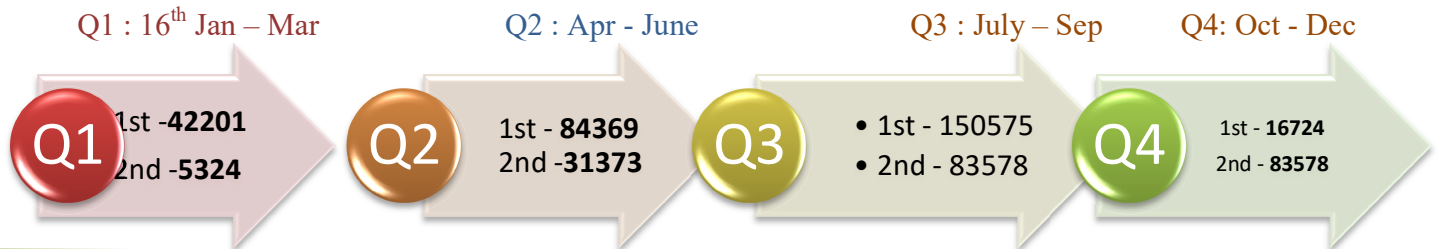


Race Against Time – Vaccination Quarterly Status

(Q1:16th Jan-Mar, Q2: Apr-June, Q3: July-Sep, Q4: Oct - Dec)

Daily Average Doses Administered per Quarter

In the first Quarter, only 42201 first doses and 5324 second doses were administered daily on average. During the second, third and fourth quarters, the daily vaccination of the first and second doses increased significantly.



Vaccination Achievement per Quarter

In the third quarter of the immunization drive, 52% of the eligible population (18 + age) in Kerala were given the first dose and 29% the second dose.

Dose Progression

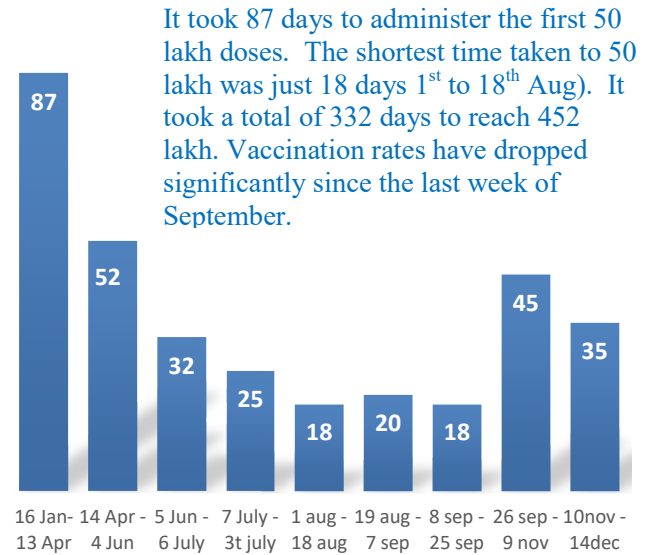
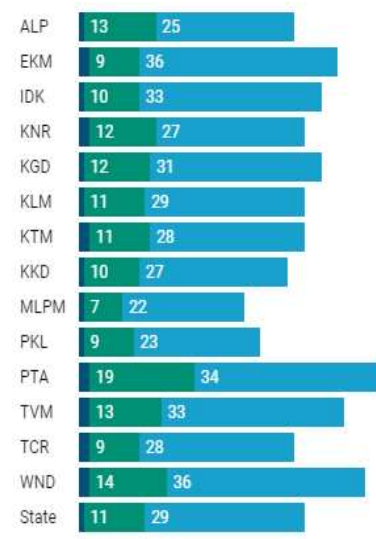
The chart shows the days taken for total COVID-19 Vaccination doses (both first and second) in Kerala to cross every 50 lakh dose mark

■ Q1 ■ Q2 ■ Q3

First Dose



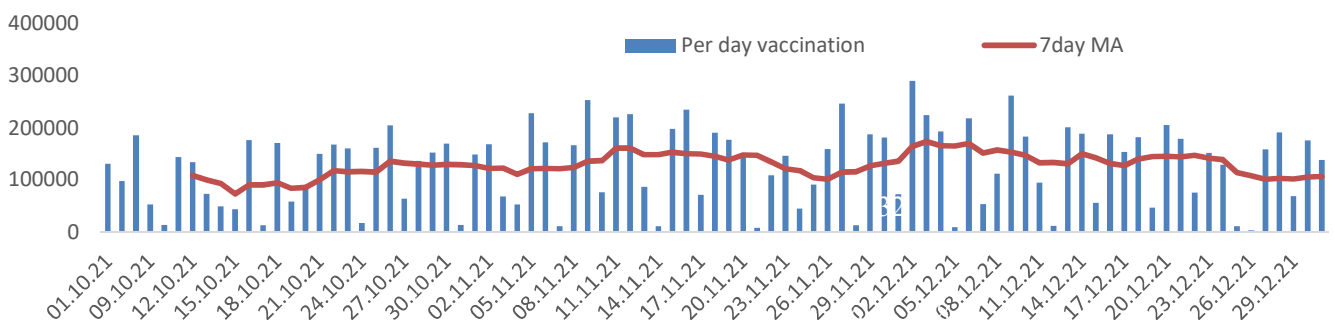
Second Dose



It took 87 days to administer the first 50 lakh doses. The shortest time taken to 50 lakh was just 18 days 1st to 18th Aug). It took a total of 332 days to reach 452 lakh. Vaccination rates have dropped significantly since the last week of September.

Vaccine Administered per Day and 7 days Moving Average in Last Quarter (Oct -Dec)

The seven-day moving average of daily doses in the last quarter showed a peak on December 2nd and continued to fluctuate thereafter



Important Message to the Public

- a. *Infection or infection rate is only a part and disease manifestation of disease is to be monitored*
- b. *Fatality among vaccinated people is very less. Disease severity among vaccinated people is less.*
- c. *People with comorbidity should be careful. Once detected covid positive they should get admitted and do not stay at home.*
- d. *Death among non-vaccinated people, especially people with comorbidity is because of late arrival in hospitals*
- e. *Diabetes and Hypertension together is the most common cause of patient death if they arrive late.*
- f. *Vaccinated people, only if symptomatic are advised to consult Doctor.*
- g. *Non Vaccinated people, if symptomatic, may do RTPCR test*
- h. *Antigen testing is only for emergency purpose*
- i. *Non vaccinated people with co-morbidities to do testing by RTPCR and consult doctor*
- j. *Repeat RTPCR is not needed among the people who are detected COVID positive in the previous 2 months*
- k. *All young person detected positive and at home isolation should do glucose test*

TABLE1.Total Vaccination done in the State as on 29/04/2022 midnight

State Summary (15+ years)-Total doses administered till 30/4/2022 at 12 AM								
District	Target	First Dose	Percent age	Second Dose	Percentage*	Precaution Dose	Percentage	Total doses administered
Alappuzha	1829568	1706150	93%	1571005	86%	135429	33%	34,12,584
Ernakulam	3217878	3228999	100%	2740634	85%	158539	24%	61,28,172
Idukki	950762	942093	99%	783391	82%	32984	17%	17,58,468
Kannur	2100307	2122845	101%	1860706	89%	116390	25%	40,99,941
Kasaragod	1092141	1022803	94%	852395	78%	41465	17%	19,16,663
Kollam	2268371	2177348	96%	1877174	83%	120020	26%	41,74,542
Kottayam	1704500	1633979	96%	1429400	84%	109216	28%	31,72,595
Kozhikode	2746273	2620349	95%	2171433	79%	103263	20%	48,95,045
Malappuram	3386535	3324413	98%	2597341	77%	84748	18%	60,06,502
Palakkad	2349082	2299638	98%	1964981	84%	116151	30%	43,80,770
Pathanamthitta	1118564	1140087	102%	961372	86%	111794	32%	22,13,253
Thiruvananthapuram	2914006	2820162	97%	2433789	84%	185430	28%	54,39,381
Thrissur	2767777	2588188	93%	2371672	86%	167275	31%	51,27,135
Wayanad	716933	731081	102%	629489	88%	34193	18%	13,94,763
Grand Total	29,162,697	2,83,58,135	97%	2,42,44,782	83%	15,16,897	25%	5,41,19,814

TABLE2.Covid-19 Vaccination Center Functional in the State as on 29/04/2022 midnight

DISTRICTS	12+	15+	18+	Total
Alappuzha	84	0	3	87
Ernakulam	19	8	43	70
Idukki	11	9	13	33
Kannur	8	5	27	40
Kasaragod	0	1	5	6
Kollam	12	14	15	41
Kottayam	10	12	23	45
Kozhikode	2	13	33	48
Malappuram	9	12	25	46
Palakkad	14	8	20	42
Pathanamthitta	10	12	21	43
Thiruvananthapuram	0	3	13	16
Thrissur	30	2	26	58
Wayanad	2	2	5	9
GrandTotal	211	101	272	584

TABLE3. Health Care Workers Coverage as on 29/04/2022 midnight

<i>DISTRICT</i>	<i>1st DOSE</i>	<i>2nd Dose</i>	<i>% fully vaccinated</i>	<i>Precaution dose</i>	<i>Precaution dose (%) *</i>
Alappuzha	29022	27219	94%	12981	53%
Ernakulam	85566	75764	89%	30164	44%
Idukki	13554	13001	96%	5526	47%
Kannur	40388	37519	93%	17659	52%
Kasaragod	11610	10807	93%	4641	48%
Kollam	36036	33801	94%	14410	49%
Kottayam	38706	36290	94%	16199	50%
Kozhikode	52734	47933	91%	17216	41%
Malappuram	44834	41977	94%	16842	48%
Palakkad	34674	32003	92%	15120	53%
Pathanamthitta	29336	25072	85%	11198	49%
Thiruvananthapuram	73423	66358	90%	25857	45%
Thrissur	51909	49170	95%	25363	57%
Wayanad	13978	13286	95%	6211	51%
Grand Total	555770	510200	92%	219387	48%

1st Dose coverage for HCW is 100%

*Proportion of beneficiaries who are eligible (completed 9 months after 2nd dose)

TABLE4. Frontline workers Coverage as on 29/04/2022 midnight

<i>DISTRICT</i>	<i>1st dose</i>	<i>2nd Dose</i>	<i>% fully vaccinated</i>	<i>Precaution dose</i>	<i>Precaution dose(%) *</i>
Alappuzha	39128	36737	94%	12495	38%
Ernakulam	54934	50326	92%	17204	39%
Idukki	22993	21329	93%	5029	29%
Kannur	41382	39956	97%	11579	32%
Kasaragod	24615	22462	91%	5984	30%
Kollam	42235	38810	92%	9652	29%
Kottayam	32141	30594	95%	10379	37%
Kozhikode	55273	52542	95%	8647	19%
Malappuram	53913	51248	95%	12332	28%
Palakkad	48096	45520	95%	15160	37%
Pathanamthitta	25249	22519	89%	6564	33%
Thiruvananthapuram	72998	67594	93%	19735	36%
Thrissur	41904	40723	97%	16570	46%
Wayanad	17021	16090	95%	3877	27%
Grand Total	571882	536450	94%	155207	33%

1st Dose coverage for FLW is 100%

*Proportion of beneficiaries who are eligible (completed 9 months after 2nd dose)

TABLE5.Age-Appropriate Group (45-59 Years) Coverage as on 29/04/2022 midnight

Table 5: Age appropriate group (45-59 years) coverage							
45-59 years Coverage as on				30/04/2022	at 12 AM		
District	Target	1st Dose Coverage	Percentage	2nd Dose Coverage	Percentage fully vaccinated	Precaution dose	%
Alappuzha	535436	438820	82%	415415	78%	1232	1%
Ernakulam	809349	783451	97%	701278	87%	5148	3%
Idukki	237564	246928	104%	218894	92%	206	0%
Kannur	527295	515724	98%	479190	91%	1159	1%
Kasaragod	253027	252160	100%	223608	88%	158	0%
Kollam	541201	559922	103%	501566	93%	1246	1%
Kottayam	478470	414070	87%	373921	78%	1481	1%
Kozhikode	658949	654700	99%	580206	88%	1251	1%
Malappuram	733338	722698	99%	626371	85%	686	0%
Palakkad	614226	547085	89%	498493	81%	1534	1%
Pathanamthitta	264372	281746	107%	251426	95%	1188	1%
Thiruvananthapuram	735836	681453	93%	612475	83%	3714	2%
Thrissur	689418	663832	96%	623762	90%	4173	3%
Wayanad	170537	177120	104%	164195	96%	125	0%
Grand Total	7249018	69,39,709	96%	62,70,800	87%	23301	1%

TABLE6.Age-Appropriate Group (≥60 Years) Coverage as on 29/04/2022midnight

Table 6: Age appropriate group (≥ 60 years) coverage							
≥ 60 years Coverage as on				30/04/2022	at 12 AM		
District	Target	1st Dose Coverage	Percentage	2nd Dose Coverage	Percentage fully vaccinated	Precaution dose	%
Alappuzha	424565	428899	101%	400165	94%	108566	49%
Ernakulam	673885	676098	100%	619702	92%	105202	33%
Idukki	193981	194534	100%	172824	89%	22197	25%
Kannur	438602	444392	101%	412034	94%	85849	39%
Kasaragod	182460	181674	100%	160141	88%	30663	31%
Kollam	497558	499409	100%	454354	91%	94543	41%
Kottayam	418008	419568	100%	383522	92%	80982	40%
Kozhikode	526896	529049	100%	479263	91%	75992	32%
Malappuram	477642	488015	102%	433597	91%	54810	28%
Palakkad	437708	439722	100%	401290	92%	84254	45%
Pathanamthitta	311297	312138	100%	280360	90%	92627	48%
Thiruvananthapuram	630465	632881	100%	570571	91%	135866	42%
Thrissur	581781	587960	101%	557054	96%	120724	44%
Wayanad	128009	128284	100%	114296	89%	23970	30%
Grand Total	5922857	59,62,623	101%	54,39,173	92%	11,16,245	39%

TABLE 6. Age-Appropriate Group (18-44 Years) Coverage as on 29/04/2022 midnight

18-44 years Coverage as on 30/04/2022 at 12 AM							
District	Target	First Dose					
		1st Dose Coverage	Percentage	2nd Dose Coverage	Percentage fully vaccinated	Precaution dose	%
Alappuzha	744178	669145	90%	628155	84%	155	1%
Ernakulam	1470864	1508457	103%	1219129	83%	821	2%
Idukki	437537	419035	96%	331541	76%	26	0%
Kannur	947964	964084	102%	822116	87%	144	1%
Kasaragod	556876	500718	90%	405470	73%	19	0%
Kollam	1054752	931629	88%	785266	74%	169	1%
Kottayam	665544	654523	98%	562478	85%	175	1%
Kozhikode	1313678	1219387	93%	957880	73%	157	1%
Malappuram	1777378	1827290	103%	1370738	77%	78	0%
Palakkad	1088327	1085166	100%	905556	83%	83	0%
Pathanamthitta	460819	442746	96%	353337	77%	217	1%
Thiruvananthapuram	1309099	1246879	95%	1054515	81%	258	1%
Thrissur	1274465	1096857	86%	1012539	79%	445	2%
Wayanad	361152	354238	98%	300285	83%	10	0%
Grand Total	13462633	1,29,20,154	96%	1,07,09,005	80%	2757	1%
*Among those who have taken first dose							

TABLE 7. Age-Appropriate Group (15-17 Years) Coverage as on 29/04/2022midnight

15-17 years Coverage as on 30/04/2022 at 12 AM					
District	Target	1st Dose Coverage	Percentage	2nd Dose Coverage	Percentage fully vaccinated
Alappuzha	80832	76711	95%	58877	73%
Ernakulam	172307	110880	64%	74115	43%
Idukki	51339	35752	70%	25392	49%
Kannur	97722	99105	101%	67632	69%
Kasaragod	60496	48515	80%	29486	49%
Kollam	105234	94780	90%	63095	60%
Kottayam	85400	64481	76%	42348	50%
Kozhikode	143028	106056	74%	53406	37%
Malappuram	241212	177098	73%	72714	30%
Palakkad	132742	113848	86%	76345	58%
Pathanamthitta	48854	39005	80%	28183	58%
Thiruvananthapuram	145238	100521	69%	61663	42%
Thrissur	123540	120734	98%	84950	69%
Wayanad	29245	34547	118%	20719	71%
Grand Total	1,517,189	12,22,033	80%	7,58,925	49%

Table 8: Age appropriate group (12-14 years) Coverage as on 29/04/2022midnight

12-14 years Coverage as on 30/4/2022 at 12 AM					
District	Target	1st Dose Coverage	Percentage	2nd Dose Coverage	Percentage fully vaccinated
Alappuzha	43284	24425	56%	4437	10%
Ernakulam	90244	9613	11%	320	0%
Idukki	29672	9297	31%	410	1%
Kannur	89079	17770	20%	2259	3%
Kasaragod	39968	3511	9%	421	1%
Kollam	69984	13337	19%	282	0%
Kottayam	55571	10490	19%	247	0%
Kozhikode	103644	3150	3%	203	0%
Malappuram	159652	10565	7%	696	0%
Palakkad	75249	31047	41%	5774	8%
Pathanamthitta	33203	9867	30%	475	1%
Thiruvananthapuram	93804	12007	13%	613	1%
Thrissur	99789	24992	25%	3474	3%
Wayanad	27857	5893	21%	618	2%
Grand Total	10,11,000	1,85,964	18%	20,229	2%

TABLE9.State Summary (18+) as on 29/04/2022 midnight

State Summary (18+) 30-04-2022 at 12 AM							
District	Target	First Dose	Percentage	Second Dose	Percentage*	Precaution Dose	Percentage
Alappuzha	1704179	1605014	94%	1507691	88%	135429	33%
Ernakulam	2954098	3108506	105%	2666199	90%	158539	24%
Idukki	869082	897044	103%	757589	87%	32984	17%
Kannur	1913861	2005970	105%	1790815	94%	116390	25%
Kasaragod	992363	970777	98%	822488	83%	41465	17%
Kollam	2093511	2069231	99%	1813797	87%	120020	26%
Kottayam	1562022	1559008	100%	1386805	89%	109216	28%
Kozhikode	2499523	2511143	100%	2117824	85%	103263	20%
Malappuram	2988358	3136750	105%	2523931	84%	84748	18%
Palakkad	2140261	2154743	101%	1882862	88%	116151	30%
Pathanamthitta	1036488	1091215	105%	932714	90%	111794	32%
Thiruvananthapuram	2675400	2707634	101%	2371513	89%	185430	28%
Thrissur	2545664	2442462	96%	2283248	90%	167275	31%
Wayanad	659698	690641	105%	608152	92%	34193	18%
Grand Total	2,66,34,508	2,69,50,138	101%	2,34,65,628	88%	1516897	25%

*Revised target population(> 18 years) as per MOHFW is 2.67 crores

*As per letter from Additional Secretary MOHFW- D O No 2317579/2021/Imm dated 15/09/2021

TABLE 10. Achievement for the day 29/04/2022 midnight

Daily achievement		30-04-2022		
District	First Dose	Second Dose	Precaution dose	Total Doses Administered
Alappuzha	1688	459	285	2432
Ernakulam	1076	1365	4338	6779
Idukki	435	376	453	1264
Kannur	435	605	1080	2120
Kasaragod	1	0	11	12
Kollam	692	723	1290	2705
Kottayam	469	478	1147	2094
Kozhikode	214	530	1078	1822
Malappuram	321	833	939	2093
Palakkad	664	706	975	2345
Pathanamthitta	513	450	1281	2244
Thiruvananthapuram	48	219	674	941
Thrissur	852	479	1107	2438
Wayanad	246	234	379	859
Grand Total	7654	7457	15037	30148

** Vaccine stock details couldn't be downloaded from e-VIN portal as the portal is down.

TABLE11.COVID Vaccination related sites

support@cowin.gov.in https://www.cowin.gov.in/home https://dashboard.kerala.gov.in/ https://dhs.kerala.gov.in/https://aogyakeralam.gov.in/https://sha.kerala.gov.in/

TABLE10.COVID Vaccination related Helpline numbers

National/State/District	Line1	Line2	Line3
National Helpline	1075	+91 1123978046	0120 4473222
Disha	1056	04712552056	
StateCallCenter	04712309251	04712309252	04712309255
Thiruvananthapuram	9188610100	1077	
Kollam	04742797609	8589015556	
Pathanamthitta	04682222515	04682228220	
Alappuzha	04772239999		
Kottayam	04812565200	04812304800	04812581900
Idukki	18004255640	04862232220	04862233118
Ernakulam	9072303861		
Thrissur	9400066921	9400066922	9400066923
Palakkad	04912505264	04912505189	8943341439
Malappuram	04832733253	04832737858	04832733252
Kozhikode	7594001442		
Wayanad	04936202343	04936202375	9072510900
Kannur	04972700194		
Kasargod	9061076590	9061079244	9061078026