



**COVID-19 OUTBREAK CONTROL AND PREVENTION STATE  
CELL HEALTH&FAMILYWELFARE DEPARTMENT  
Govt of Kerala**

[www.dhs.kerala.gov.in](http://www.dhs.kerala.gov.in)

[controlroomdhskerala@gmail.com](mailto:controlroomdhskerala@gmail.com)

**Kerala HEALTH- COVID-19 DAILY VACCINATION BULLETIN**

**Date: 30/03/2022**

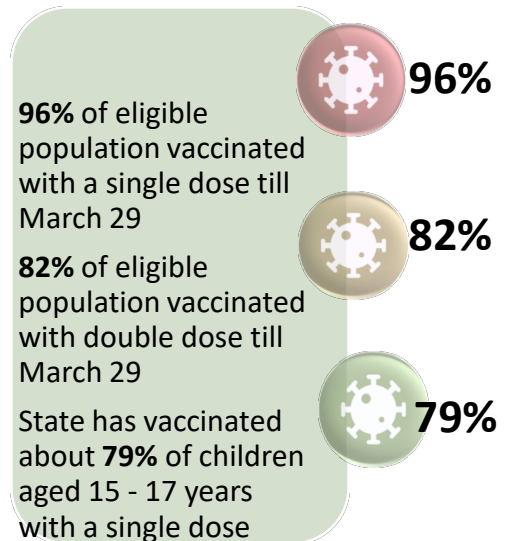
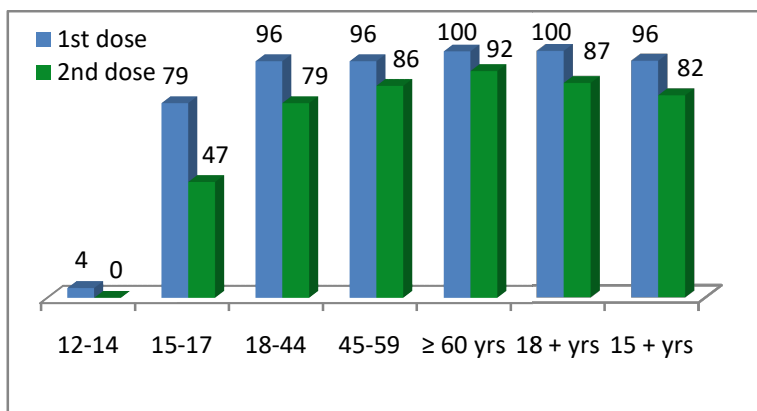
**OUR HEALTH OUR RESPONSIBILITY  
VACCINE ADVISORY**

- *People who are vaccinated with Covid Vaccine are reported to have reduced Covid related ICU admissions, serious disease and death.*
- *Early vaccination is useful to safeguard our life from this deadly disease.*
- *Vaccination sessions are planned as per the availability of vaccine. All are requested to cooperate.*
- *After receiving the first dose, second dose of Covishield vaccine is to be taken between 12–16weeks and second dose of Covaxin between 4-6 weeks.*
- *Covid vaccination is currently available to all above 15 years. Children in 15-18 age group will get Covaxin.*
- *Health Staffs, Frontline workers and people above 60 years with co-morbidities will get precaution dose after 9 months or 39 weeks from the second dose. The Same vaccine administered as first and second dose is to be taken as precaution dose. People above 60 years with co-morbidities should take medical advice before receiving precaution dose.*
- *Vaccination is available free of cost in all Government covid vaccination centers, and at a nominal rate (as per the Gol order F.No.2079203/2021/Immunization) in selected private Hospitals.*
- **ENSURE ALL YOUR ELIGIBLE FAMILY MEMBERS ARE PROTECTED BY RECEIVING ANY OF THE AVAILABLE COVID VACCINE.**
- **“BOTH COVAXIN AND COVISHIELD ARE EQUALLY EFFECTIVE AND SAFE”**
- **“BE FULLY PROTECTED – GET THE SECOND DOSE AT YOUR SCHEDULED TIME”**

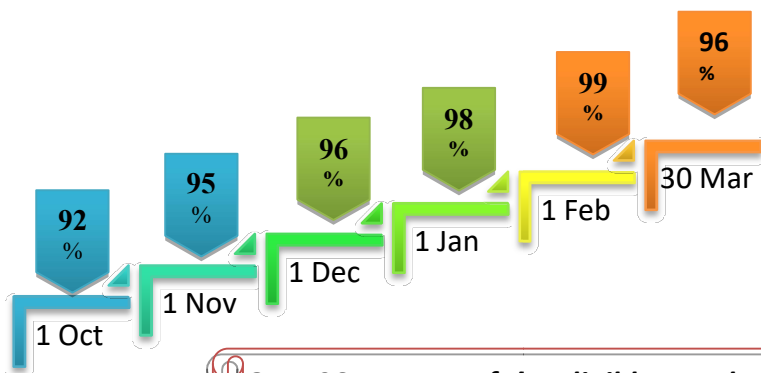
## ANALYSIS

COVID-19 mass vaccinations are showing signs of preventing illness and steep decline in cases and hospital admissions in countries which done vaccination. Kerala started its vaccination for health care workers from January 16, 2021. The COVID-19 Vaccines Operational Guidelines issued by the Ministry of Health and Family Welfare, Govt. of India, 28th December 2020 and all subsequent Guidelines issued by Ministry of Health and Family Welfare, Govt of India are followed at the sites and all vaccination lanes

### Summary of COVID Vaccine Administered as on 30-03-2022 midnight



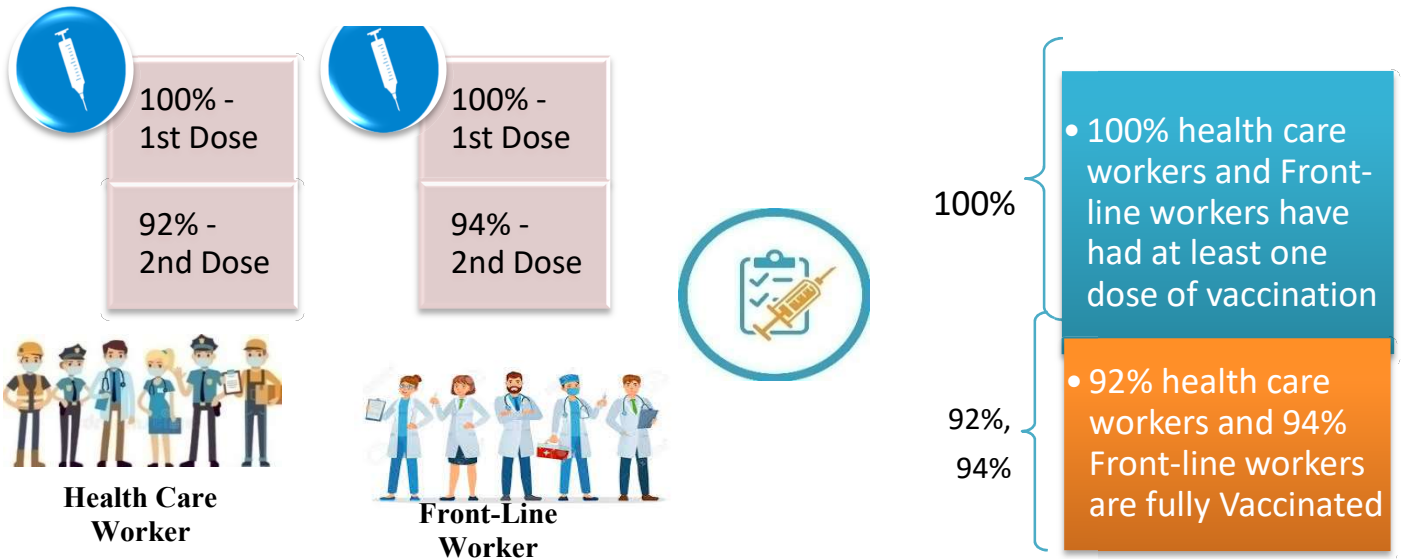
### Time Line of Vaccination Coverage



Kerala began administration of COVID 19 Vaccines on 16<sup>th</sup> January, 2021. As of 30<sup>th</sup> March 2022, Kerala has administered over 53 million doses overall, including first and second doses of vaccines.


**Over 96 per cent of the eligible population (15 + years) in Kerala has been administered the first dose of the Covid-19 vaccine. The state has achieved the target within 447 days since the beginning of the vaccination drive on January 16, 2021**

# Health Care Workers & Front-line Workers Vaccinated



## Are You Vaccinated? You Still Need to Practice: SMS

- Even after vaccination, follow COVID appropriate behavior
- Practice Social Distancing and greet without physical contact
- Always wear clean face mask
- Wash your hands thoroughly and frequently or use hand sanitizer
- Follow the current COVID 19 guidelines to prevent further spread
- Stay Safe. Stay Strong. Get Vaccinated



Even After Getting Vaccinated Keep Taking Precautions to Protect Your Self



**GET VACCINATED**



**WASH YOUR HANDS**



**WEAR A MASK**



**KEEP YOUR DISTANCE**

# The Race Towards Full Vaccination - Weekly Trend

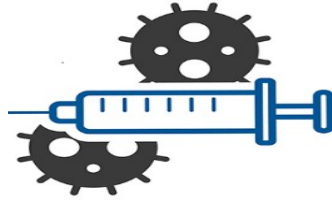
19<sup>th</sup> – 25<sup>th</sup> Mar, 2022

Kerala Administered over

## .86 Lakh

COVID Vaccine Doses

in the last 7 days  
(19<sup>th</sup> to 25<sup>th</sup> Mar)



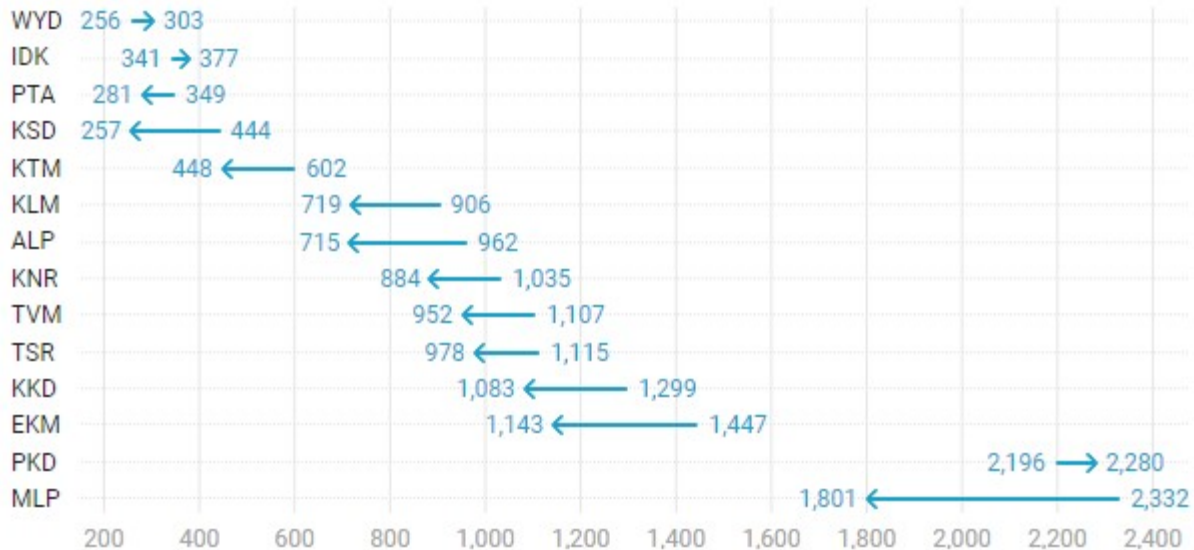
From 19<sup>th</sup> to 25<sup>th</sup> Mar, 2022 on average

**0.12lakh** doses were administered daily.

Average Doses Administered Per day per week (in 1000)



Trend in average per day vaccination for the last two weeks

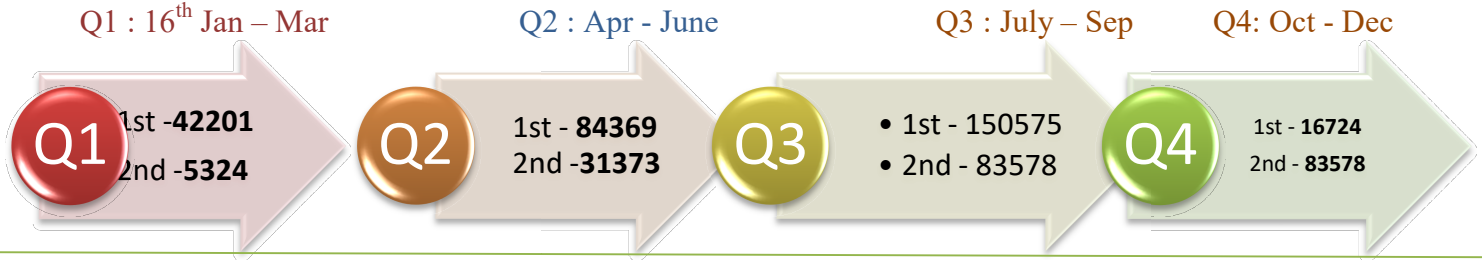


# Race Against Time – Vaccination Quarterly Status

(Q1:16<sup>th</sup> Jan-Mar, Q2: Apr-June, Q3: July-Sep, Q4: Oct - Dec)

## Daily Average Doses Administered per Quarter

In the first Quarter, only 42201 first doses and 5324 second doses were administered daily on average. During the second, third and fourth quarters, the daily vaccination of the first and second doses increased significantly.



## Vaccination Achievement per Quarter

In the third quarter of the immunization drive, 52% of the eligible population (18 + age) in Kerala were given the first dose and 29% the second dose.

## Dose Progression

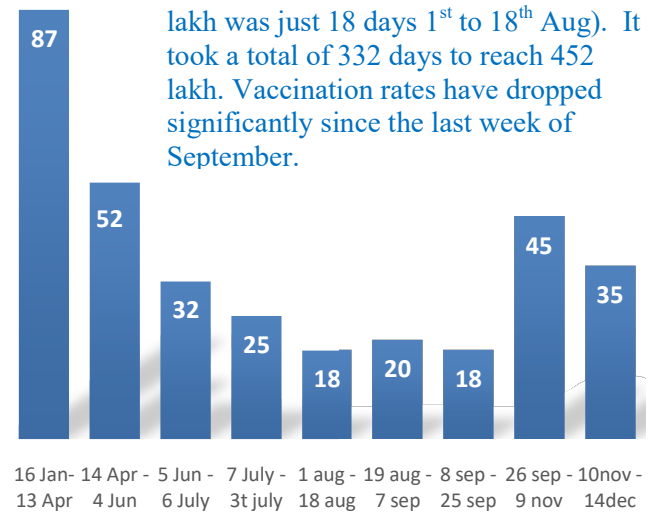
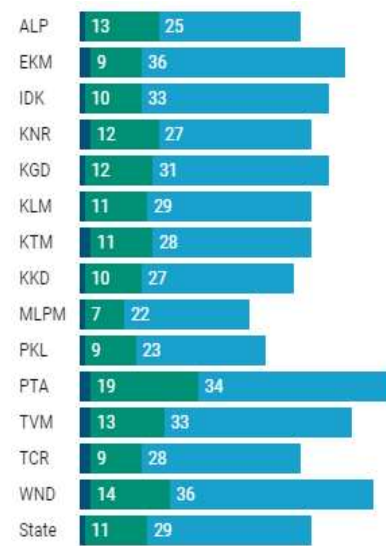
The chart shows the days taken for total COVID-19 Vaccination doses (both first and second) in Kerala to cross every 50 lakh dose mark

■ Q1 ■ Q2 ■ Q3

### First Dose



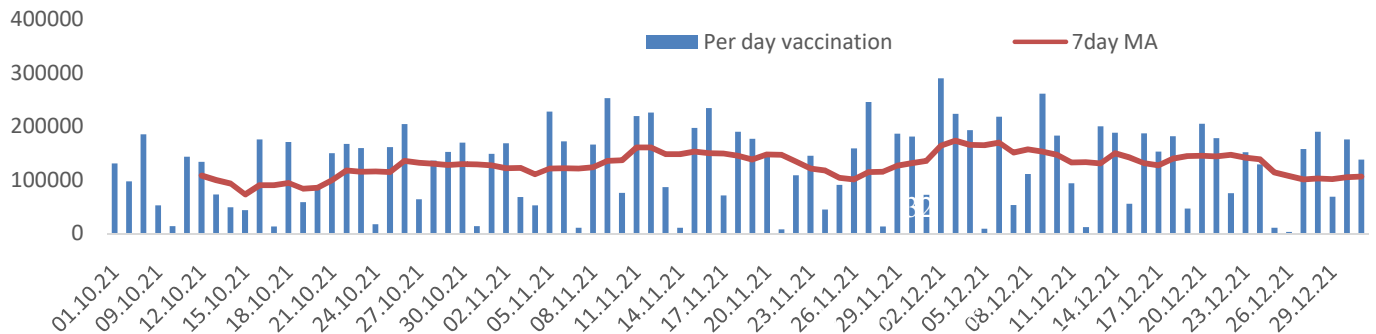
### Second Dose



It took 87 days to administer the first 50 lakh doses. The shortest time taken to 50 lakh was just 18 days 1<sup>st</sup> to 18<sup>th</sup> Aug). It took a total of 332 days to reach 452 lakh. Vaccination rates have dropped significantly since the last week of September.

## Vaccine Administered per Day and 7 days Moving Average in Last Quarter (Oct -Dec)

The seven-day moving average of daily doses in the last quarter showed a peak on December 2<sup>nd</sup> and continued to fluctuate thereafter



## Important Message to the Public

- a. *Infection or infection rate is only a part and disease manifestation of disease is to be monitored*
- b. *Fatality among vaccinated people is very less. Disease severity among vaccinated people is less.*
- c. *People with comorbidity should be careful. Once detected covid positive they should get admitted and do not stay at home.*
- d. *Death among non-vaccinated people, especially people with comorbidity is because of late arrival in hospitals*
- e. *Diabetes and Hypertension together is the most common cause of patient death if they arrive late.*
- f. *Vaccinated people, only if symptomatic are advised to consult Doctor.*
- g. *Non Vaccinated people, if symptomatic, may do RTPCR test*
- h. *Antigen testing is only for emergency purpose*
- i. *Non vaccinated people with co-morbidities to do testing by RTPCR and consult doctor*
- j. *Repeat RTPCR is not needed among the people who are detected COVID positive in the previous 2 months*
- k. *All young person detected positive and at home isolation should do glucose test*

TABLE1.Total Vaccination done in the State as on 30/03/2022 midnight

State Summary (15+ years)-Total doses administered till 31/3/2022 at 12 AM								
District	Target	First Dose	Percent age	Second Dose	Percentage*	Precaution Dose	Percentage	Total doses administered
Alappuzha	1829568	1686158	92%	1555464	85%	92282	44%	3,333,904
Ernakulam	3217878	3217581	100%	2726323	85%	115338	42%	6,059,242
Idukki	950762	932596	98%	778529	82%	24863	29%	1,735,988
Kannur	2100307	2107183	100%	1844214	88%	85730	39%	4,037,127
Kasaragod	1092141	1019377	93%	846846	77%	36013	35%	1,902,236
Kollam	2268371	2162680	95%	1861756	82%	86336	43%	4,110,772
Kottayam	1704500	1621993	95%	1419161	83%	78130	42%	3,119,284
Kozhikode	2746273	2614094	95%	2154773	78%	77169	32%	4,846,036
Malappuram	3386535	3313646	98%	2575757	76%	64217	33%	5,953,620
Palakkad	2349082	2279408	97%	1940527	83%	84264	44%	4,304,199
Pathanamthitta	1118564	1129715	101%	953917	85%	81871	44%	2,165,503
Thiruvananthapuram	2914006	2804866	96%	2413676	83%	135074	41%	5,353,616
Thrissur	2767777	2566703	93%	2349694	85%	117229	49%	5,033,626
Wayanad	716933	726376	101%	625665	87%	30058	34%	1,382,099
<b>Grand Total</b>	<b>29,162,697</b>	<b>28,182,376</b>	<b>96%</b>	<b>24,046,302</b>	<b>82%</b>	<b>1,108,574</b>	<b>40%</b>	<b>53,337,252</b>

TABLE2.Covid-19 Vaccination Center Functional in the State as on 30/03/2022 midnight

DISTRICTS	12+	15+	18+	Total
Alappuzha	0	0	8	8
Ernakulam	0	2	15	17
Idukki	0	1	4	5
Kannur	0	0	6	6
Kasaragod	0	0	26	26
Kollam	0	1	11	12
Kottayam	0	1	8	9
Kozhikode	1	1	102	104
Malappuram	7	8	33	48
Palakkad	0	1	13	14
Pathanamthitta	0	0	6	6
Thiruvananthapuram	0	2	17	19
Thrissur	0	2	15	17
Wayanad	3	2	4	9
<b>GrandTotal</b>	<b>11</b>	<b>21</b>	<b>268</b>	<b>300</b>

TABLE3. Health Care Workers Coverage as on 30/03/2022 midnight

<b>DISTRICT</b>	<b>1st DOSE</b>	<b>2nd Dose</b>	<b>% fully vaccinated</b>	<b>Precaution dose</b>	<b>Precaution dose (%) *</b>
<b>Alappuzha</b>	29022	27209	94%	12324	54%
<b>Ernakulam</b>	85565	75728	89%	29085	45%
<b>Idukki</b>	13554	12991	96%	5209	47%
<b>Kannur</b>	40388	37495	93%	16919	51%
<b>Kasaragod</b>	11610	10805	93%	4471	49%
<b>Kollam</b>	36035	33782	94%	13655	50%
<b>Kottayam</b>	38706	36266	94%	15358	51%
<b>Kozhikode</b>	52734	47912	91%	16436	41%
<b>Malappuram</b>	44832	41962	94%	15951	49%
<b>Palakkad</b>	34674	31990	92%	14441	53%
<b>Pathanamthitta</b>	29336	25057	85%	10634	49%
<b>Thiruvananthapuram</b>	73421	66316	90%	24386	45%
<b>Thrissur</b>	51909	49154	95%	24594	58%
<b>Wayanad</b>	13978	13278	95%	6039	51%
<b>Grand Total</b>	<b>555764</b>	<b>509945</b>	<b>92%</b>	<b>209502</b>	<b>49%</b>

1st Dose coverage for HCW is 100%

\*Proportion of beneficiaries who are eligible ( completed 9 months after 2nd dose )

TABLE4. Frontline workers Coverage as on 30/03/2022 midnight

<b>DISTRICT</b>	<b>1st dose</b>	<b>2nd Dose</b>	<b>% fully vaccinated</b>	<b>Precaution dose</b>	<b>Precaution dose(%) *</b>
<b>Alappuzha</b>	39127	36722	94%	11767	38%
<b>Ernakulam</b>	54934	50302	92%	16561	41%
<b>Idukki</b>	22993	21318	93%	4755	29%
<b>Kannur</b>	41381	39944	97%	10841	32%
<b>Kasaragod</b>	24615	22453	91%	5726	31%
<b>Kollam</b>	42235	38788	92%	8990	31%
<b>Kottayam</b>	32139	30584	95%	9862	38%
<b>Kozhikode</b>	55272	52526	95%	7803	19%
<b>Malappuram</b>	53913	51235	95%	11295	28%
<b>Palakkad</b>	48096	45501	95%	14168	37%
<b>Pathanamthitta</b>	25249	22510	89%	6095	33%
<b>Thiruvananthapuram</b>	72995	67548	93%	17928	36%
<b>Thrissur</b>	41904	40718	97%	15735	47%
<b>Wayanad</b>	17021	16084	94%	3739	27%
<b>Grand Total</b>	<b>571874</b>	<b>536233</b>	<b>94%</b>	<b>145265</b>	<b>34%</b>

1st Dose coverage for FLW is 100%

\*Proportion of beneficiaries who are eligible ( completed 9 months after 2nd dose )



TABLE5.Age-Appropriate Group (45-59 Years) Coverage as on 30/03/2022 midnight

<b>Table 5: Age appropriate group (45-59 years) coverage</b>					
<b>45-59 years Coverage as on 31/03/2022 at 12 AM</b>					
<b>District</b>	<b>Target</b>	<b>1st Dose Coverage</b>	<b>Percentage</b>	<b>2nd Dose Coverage</b>	<b>Percentage fully vaccinated</b>
Alappuzha	535436	438719	82%	413957	77%
Ernakulam	809349	783274	97%	699875	86%
Idukki	237564	246898	104%	218424	92%
Kannur	527295	515572	98%	477776	91%
Kasaragod	253027	252091	100%	223313	88%
Kollam	541201	559754	103%	499776	92%
Kottayam	478470	413971	87%	372699	78%
Kozhikode	658949	654373	99%	578587	88%
Malappuram	733338	722531	99%	624272	85%
Palakkad	614226	546945	89%	496581	81%
Pathanamthitta	264372	281653	107%	250927	95%
Thiruvananthapuram	735836	681255	93%	610808	83%
Thrissur	689418	663674	96%	621926	90%
Wayanad	170537	177108	104%	164020	96%
<b>Grand Total</b>	<b>7249018</b>	<b>6,937,818</b>	<b>96%</b>	<b>6,252,941</b>	<b>86%</b>

TABLE6.Age-Appropriate Group (≥60 Years) Coverage as on 30/03/2022 midnight

<b>Table 6: Age appropriate group (≥ 60 years) coverage</b>							
<b>≥ 60 years Coverage as on 31/03/2022 at 12 AM</b>							
<b>District</b>	<b>Target</b>	<b>1st Dose Coverage</b>	<b>Percentage</b>	<b>2nd Dose Coverage</b>	<b>Percentage fully vaccinated</b>	<b>Precaution dose</b>	<b>%</b>
Alappuzha	424565	428741	101%	398974	94%	68191	44%
Ernakulam	673885	675956	100%	618781	92%	69692	41%
Idukki	193981	194508	100%	172506	89%	14899	26%
Kannur	438602	444299	101%	411264	94%	57970	37%
Kasaragod	182460	181641	100%	159954	88%	25816	35%
Kollam	497558	499295	100%	453159	91%	63691	44%
Kottayam	418008	419450	100%	382560	92%	52910	41%
Kozhikode	526896	528899	100%	478321	91%	52930	34%
Malappuram	477642	487917	102%	432805	91%	36971	30%
Palakkad	437708	439626	100%	400174	91%	55655	44%
Pathanamthitta	311297	312005	100%	279792	90%	65142	45%
Thiruvananthapuram	630465	632670	100%	569006	90%	92760	42%
Thrissur	581781	587836	101%	555882	96%	76900	47%
Wayanad	128009	128276	100%	114143	89%	20280	32%
<b>Grand Total</b>	<b>5922857</b>	<b>5,961,119</b>	<b>101%</b>	<b>5,427,321</b>	<b>92%</b>	<b>753,807</b>	<b>40%</b>

TABLE 6. Age-Appropriate Group (18-44 Years) Coverage as on 30/03/2022 midnight

18-44 years Coverage as on 31/03/2022 at 12 AM					
District	Target	First Dose		2nd Dose Coverage	Percentage fully vaccinated*
		1st Dose Coverage	Percentage		
Alappuzha	744178	668580	90%	622035	84%
Ernakulam	1470864	1507378	102%	1210382	82%
Idukki	437537	418719	96%	328963	75%
Kannur	947964	963106	102%	813007	86%
Kasaragod	556876	500180	90%	401699	72%
Kollam	1054752	930784	88%	776532	74%
Kottayam	665544	653806	98%	557098	84%
Kozhikode	1313678	1217450	93%	947247	72%
Malappuram	1777378	1825521	103%	1355558	76%
Palakkad	1088327	1084135	100%	893776	82%
Pathanamthitta	460819	442317	96%	348944	76%
Thiruvananthapuram	1309099	1245411	95%	1044118	80%
Thrissur	1274465	1096127	86%	1001437	79%
Wayanad	361152	354004	98%	298448	83%
<b>Grand Total</b>	<b>13462633</b>	<b>12,907,518</b>	<b>96%</b>	<b>10,599,244</b>	<b>79%</b>

\*Among those who have taken first dose

TABLE 7. Age-Appropriate Group (15-17 Years) Coverage as on 30/03/2022 midnight

15-17 years Coverage as on 31/03/2022 at 12 AM					
District	Target	1st Dose Coverage	Percentage	2nd Dose Coverage	Percentage fully vaccinated
Alappuzha	80832	75701	94%	56511	70%
Ernakulam	172307	110052	64%	71145	41%
Idukki	51339	35066	68%	24320	47%
Kannur	97722	98524	101%	64668	66%
Kasaragod	60496	48298	80%	28401	47%
Kollam	105234	93815	89%	59613	57%
Kottayam	85400	63422	74%	39926	47%
Kozhikode	143028	104981	73%	49972	35%
Malappuram	241212	176280	73%	69191	29%
Palakkad	132742	112683	85%	72448	55%
Pathanamthitta	48854	38456	79%	26679	55%
Thiruvananthapuram	145238	97895	67%	55757	38%
Thrissur	123540	119592	97%	80565	65%
Wayanad	29245	34134	117%	19657	67%
<b>Grand Total</b>	<b>1,517,189</b>	<b>1,208,899</b>	<b>79%</b>	<b>718,853</b>	<b>47%</b>

Table 8: Age appropriate group (12-14 years) Coverage as on 30/03/2022 midnight

12-14 years Coverage as on 31/3/2022 at 12 AM				
District	1st Dose Coverage	Percentage	2nd Dose Coverage	Percentage fully vaccinated
Alappuzha	6261	14%	0	0%
Ernakulam	401	0%	0	0%
Idukki	854	3%	0	0%
Kannur	3902	4%	0	0%
Kasaragod	911	2%	0	0%
Kollam	753	1%	0	0%
Kottayam	492	1%	0	0%
Kozhikode	338	0%	0	0%
Malappuram	2571	2%	0	0%
Palakkad	13241	18%	0	0%
Pathanamthitta	699	2%	0	0%
Thiruvananthapuram	1211	1%	0	0%
Thrissur	5657	6%	0	0%
Wayanad	1845	7%	0	0%
<b>Grand Total</b>	<b>39,136</b>	<b>4%</b>	<b>0</b>	<b>0%</b>

TABLE9.State Summary (18+) as on 30/03/2022 midnight

State Summary (18+) 31-03-2022 at 12 AM							
District	Target	First Dose	Percentage	Second Dose	Percentage*	Precaution Dose	Percentage
Alappuzha	1704179	1604196	94%	1498953	88%	92282	44%
Ernakulam	2954098	3107128	105%	2655178	90%	115338	42%
Idukki	869082	896676	103%	754209	87%	24863	29%
Kannur	1913861	2004757	105%	1779546	93%	85730	39%
Kasaragod	992363	970168	98%	818445	82%	36013	35%
Kollam	2093511	2068112	99%	1802143	86%	86336	43%
Kottayam	1562022	1558079	100%	1379235	88%	78130	42%
Kozhikode	2499523	2508775	100%	2104801	84%	77169	32%
Malappuram	2988358	3134795	105%	2506566	84%	64217	33%
Palakkad	2140261	2153484	101%	1868079	87%	84264	44%
Pathanamthitta	1036488	1090560	105%	927238	89%	81871	44%
Thiruvananthapuram	2675400	2705760	101%	2357919	88%	135074	41%
Thrissur	2545664	2441454	96%	2269129	89%	117229	49%
Wayanad	659698	690397	105%	606008	92%	30058	34%
<b>Grand Total</b>	<b>2,66,34,508</b>	<b>26,934,341</b>	<b>101%</b>	<b>23,327,449</b>	<b>87%</b>	<b>1,108,574</b>	<b>40%</b>

\*Revised target population (> 18 years) as per MOHFW is 2.67 crores

\*As per letter from Additional Secretary MOHFW- D O No 2317579/2021/Imm dated 15/09/2021

TABLE 10. Achievement for the day 30/03/2022 midnight

Daily achievement 31-03-2022				
District	First Dose	Second Dose	Precaution dose	Total Doses Administered
Alappuzha	15	97	314	426
Ernakulam	22	134	276	432
Idukki	6	12	59	77
Kannur	12	79	160	251
Kasaragod	40	286	338	664
Kollam	20	161	274	455
Kottayam	9	48	138	195
Kozhikode	58	293	479	830
Malappuram	118	972	535	1625
Palakkad	16	96	82	194
Pathanamthitta	1	17	72	90
Thiruvananthapuram	25	188	344	557
Thrissur	7	18	93	118
Wayanad	92	49	116	257
<b>Grand Total</b>	<b>441</b>	<b>2450</b>	<b>3280</b>	<b>6171</b>

\*\* Vaccine stock details couldn't be downloaded from e-VIN portal as the portal is down.

TABLE11.COVID Vaccination related sites

<a href="mailto:support@cowin.gov.in">support@cowin.gov.in</a> <a href="https://www.cowin.gov.in/home">https://www.cowin.gov.in/home</a> <a href="https://dashboard.kerala.gov.in/">https://dashboard.kerala.gov.in/</a> <a href="https://dhs.kerala.gov.in/https://aogyakeralam.gov.in/https://sha.kerala.gov.in/">https://dhs.kerala.gov.in/https://aogyakeralam.gov.in/https://sha.kerala.gov.in/</a>
---

TABLE10.COVID Vaccination related Helpline numbers

National/State/District	Line1	Line2	Line3
National Helpline	1075	+91 1123978046	0120 4473222
Disha	1056	04712552056	
StateCallCenter	04712309251	04712309252	04712309255
Thiruvananthapuram	9188610100	1077	
Kollam	04742797609	8589015556	
Pathanamthitta	04682222515	04682228220	
Alappuzha	04772239999		
Kottayam	04812565200	04812304800	04812581900
Idukki	18004255640	04862232220	04862233118
Ernakulam	9072303861		
Thrissur	9400066921	9400066922	9400066923
Palakkad	04912505264	04912505189	8943341439
Malappuram	04832733253	04832737858	04832733252
Kozhikode	7594001442		
Wayanad	04936202343	04936202375	9072510900
Kannur	04972700194		
Kasargod	9061076590	9061079244	9061078026