



**COVID-19 OUTBREAK CONTROL AND PREVENTION STATE
CELL HEALTH&FAMILYWELFARE DEPARTMENT
Govt of Kerala**

www.dhs.kerala.gov.in

controlroomdhskerala@gmail.com

Kerala HEALTH- COVID-19 DAILY VACCINATION BULLETIN

Date: 31/03/2022


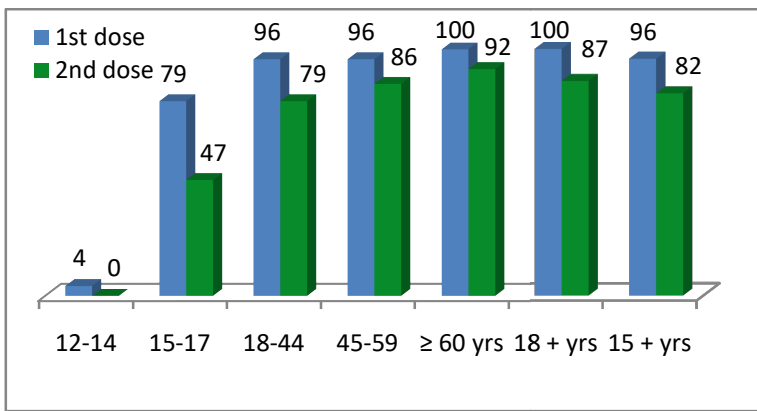
**OUR HEALTH OUR RESPONSIBILITY
VACCINE ADVISORY**

- *People who are vaccinated with Covid Vaccine are reported to have reduced Covid related ICU admissions, serious disease and death.*
- *Early vaccination is useful to safeguard our life from this deadly disease.*
- *Vaccination sessions are planned as per the availability of vaccine. All are requested to cooperate.*
- *After receiving the first dose, second dose of Covishield vaccine is to be taken between 12–16weeks and second dose of Covaxin between 4-6 weeks.*
- *Covid vaccination is currently available to all above 15 years. Children in 15-18 age group will get Covaxin.*
- *Health Staffs, Frontline workers and people above 60 years with co-morbidities will get precaution dose after 9 months or 39 weeks from the second dose. The Same vaccine administered as first and second dose is to be taken as precaution dose. People above 60 years with co-morbidities should take medical advice before receiving precaution dose.*
- *Vaccination is available free of cost in all Government covid vaccination centers, and at a nominal rate (as per the Gol order F.No.2079203/2021/Immunization) in selected private Hospitals.*
- **ENSURE ALL YOUR ELIGIBLE FAMILY MEMBERS ARE PROTECTED BY RECEIVING ANY OF THE AVAILABLE COVID VACCINE.**
- **“BOTH COVAXIN AND COVISHIELD ARE EQUALLY EFFECTIVE AND SAFE”**
- **“BE FULLY PROTECTED – GET THE SECOND DOSE AT YOUR SCHEDULED TIME”**

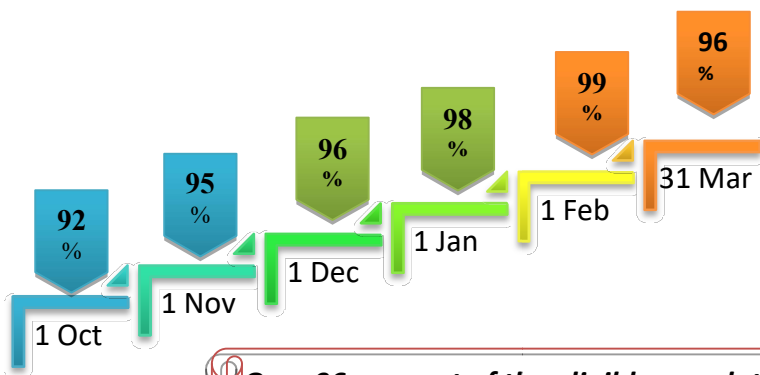
ANALYSIS

COVID-19 mass vaccinations are showing signs of preventing illness and steep decline in cases and hospital admissions in countries which done vaccination. Kerala started its vaccination for health care workers from January 16, 2021. The COVID-19 Vaccines Operational Guidelines issued by the Ministry of Health and Family Welfare, Govt. of India, 28th December 2020 and all subsequent Guidelines issued by Ministry of Health and Family Welfare, Govt of India are followed at the sites and all vaccination lanes

Summary of COVID Vaccine Administered as on 31-03-2022 midnight



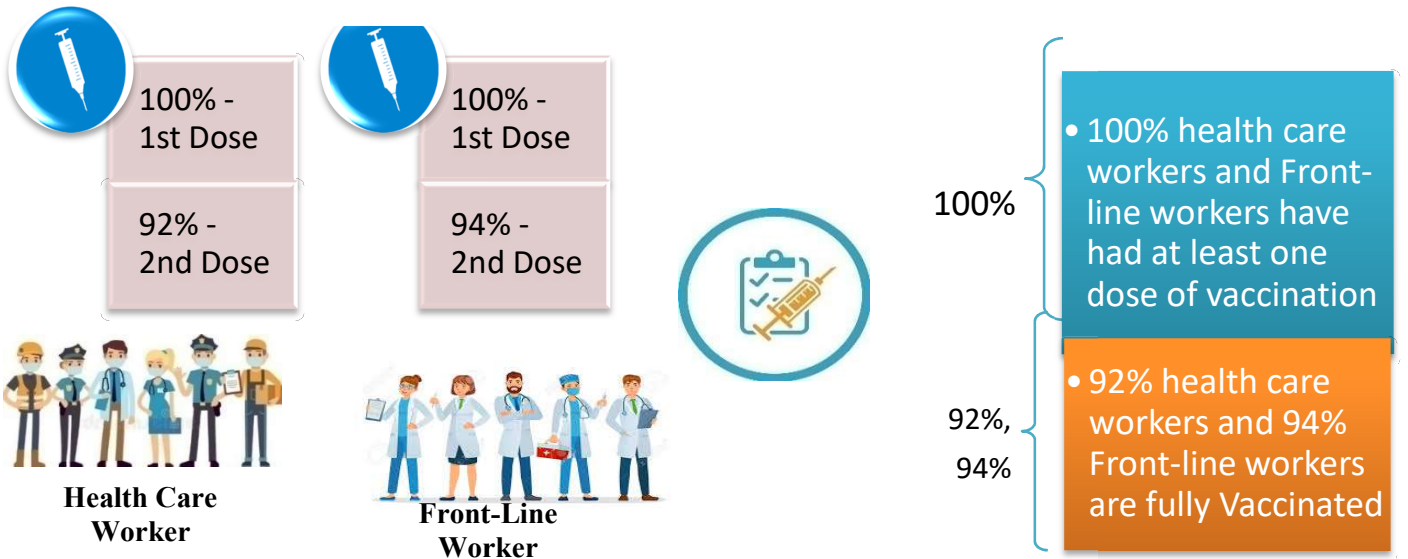
Time Line of Vaccination Coverage



Kerala began administration of COVID 19 Vaccines on 16th January, 2021. As of 31th March 2022, Kerala has administered over 53 million doses overall, including first and second doses of vaccines.


Over 96 per cent of the eligible population (15 + years) in Kerala has been administered the first dose of the Covid-19 vaccine. The state has achieved the target within 448 days since the beginning of the vaccination drive on January 16, 2021

Health Care Workers & Front-line Workers Vaccinated



Are You Vaccinated? You Still Need to Practice: SMS

- Even after vaccination, follow COVID appropriate behavior
- Practice Social Distancing and greet without physical contact
- Always wear clean face mask
- Wash your hands thoroughly and frequently or use hand sanitizer
- Follow the current COVID 19 guidelines to prevent further spread
- Stay Safe. Stay Strong. Get Vaccinated



Even After Getting Vaccinated Keep Taking Precautions to Protect Your Self



The Race Towards Full Vaccination - Weekly Trend

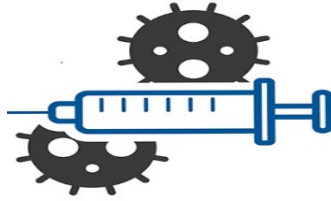
19th – 25th Mar, 2022

Kerala Administered over

.86 Lakh

COVID Vaccine Doses

in the last 7 days
(19th to 25th Mar)



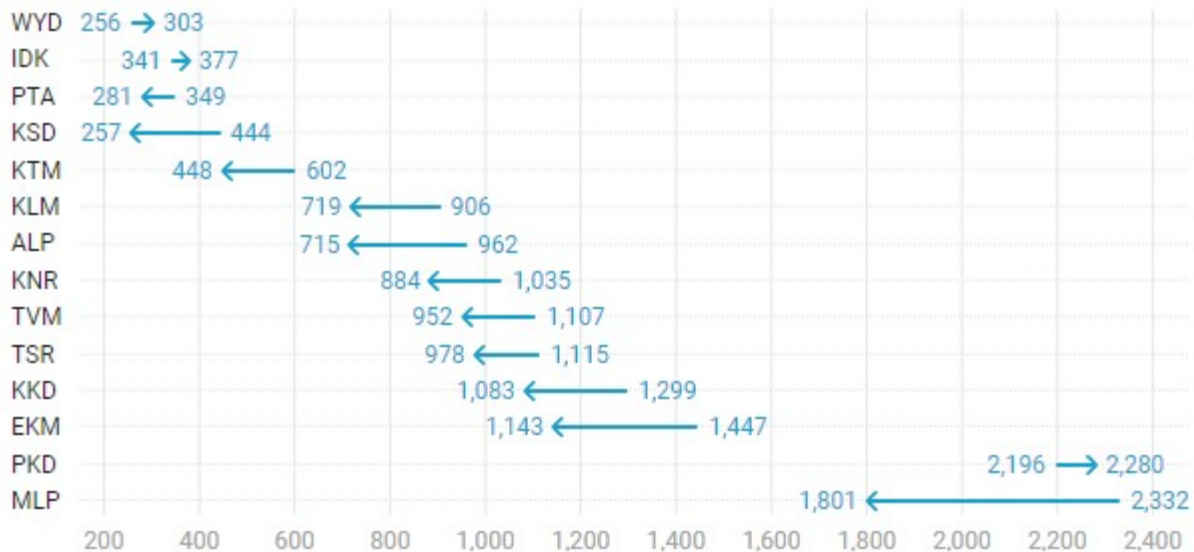
From 19th to 25th Mar, 2022 on average

0.12lakh doses were administered daily.

Average Doses Administered Per day per week (in 1000)



Trend in average per day vaccination for the last two weeks

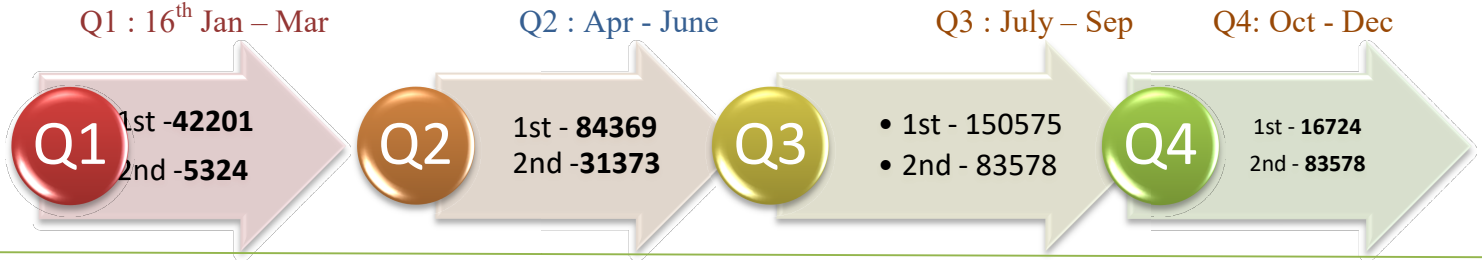


Race Against Time – Vaccination Quarterly Status

(Q1:16th Jan-Mar, Q2: Apr-June, Q3: July-Sep, Q4: Oct - Dec)

Daily Average Doses Administered per Quarter

In the first Quarter, only 42201 first doses and 5324 second doses were administered daily on average. During the second, third and fourth quarters, the daily vaccination of the first and second doses increased significantly.



Vaccination Achievement per Quarter

In the third quarter of the immunization drive, 52% of the eligible population (18 + age) in Kerala were given the first dose and 29% the second dose.

Dose Progression

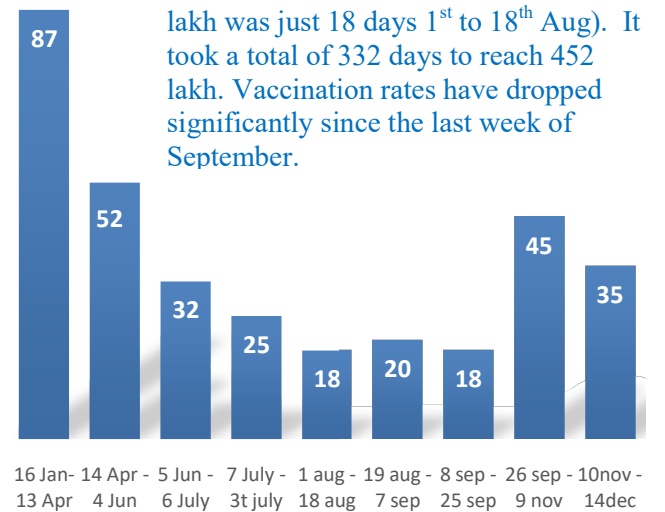
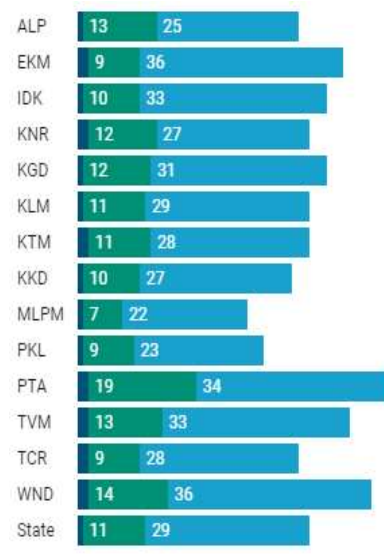
The chart shows the days taken for total COVID-19 Vaccination doses (both first and second) in Kerala to cross every 50 lakh dose mark

■ Q1 ■ Q2 ■ Q3

First Dose



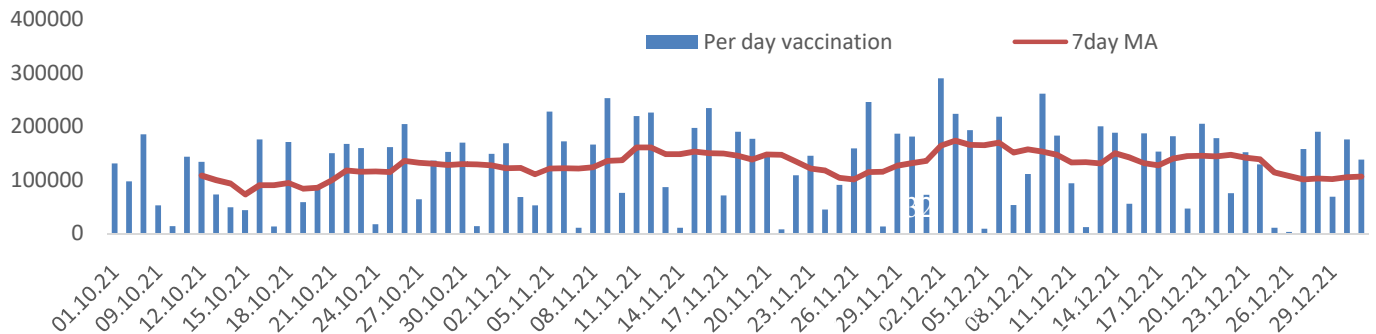
Second Dose



It took 87 days to administer the first 50 lakh doses. The shortest time taken to 50 lakh was just 18 days 1st to 18th Aug). It took a total of 332 days to reach 452 lakh. Vaccination rates have dropped significantly since the last week of September.

Vaccine Administered per Day and 7 days Moving Average in Last Quarter (Oct -Dec)

The seven-day moving average of daily doses in the last quarter showed a peak on December 2nd and continued to fluctuate thereafter



Important Message to the Public

- a. *Infection or infection rate is only a part and disease manifestation of disease is to be monitored*
- b. *Fatality among vaccinated people is very less. Disease severity among vaccinated people is less.*
- c. *People with comorbidity should be careful. Once detected covid positive they should get admitted and do not stay at home.*
- d. *Death among non-vaccinated people, especially people with comorbidity is because of late arrival in hospitals*
- e. *Diabetes and Hypertension together is the most common cause of patient death if they arrive late.*
- f. *Vaccinated people, only if symptomatic are advised to consult Doctor.*
- g. *Non Vaccinated people, if symptomatic, may do RTPCR test*
- h. *Antigen testing is only for emergency purpose*
- i. *Non vaccinated people with co-morbidities to do testing by RTPCR and consult doctor*
- j. *Repeat RTPCR is not needed among the people who are detected COVID positive in the previous 2 months*
- k. *All young person detected positive and at home isolation should do glucose test*

TABLE1.Total Vaccination done in the State as on 31/03/2022 midnight

State Summary (15+ years)-Total doses administered till 01/4/2022 at 12 AM								
District	Target	First Dose	Percent age	Second Dose	Percentage*	Precaution Dose	Percentage	Total doses administered
Alappuzha	1829568	1686251	92%	1556317	85%	99716	47%	3,342,284
Ernakulam	3217878	3217988	100%	2727739	85%	118780	37%	6,064,507
Idukki	950762	932637	98%	778844	82%	25746	31%	1,737,227
Kannur	2100307	2107297	100%	1845265	88%	88159	38%	4,040,721
Kasaragod	1092141	1019411	93%	847029	78%	36151	38%	1,902,591
Kollam	2268371	2162825	95%	1862587	82%	88506	41%	4,113,918
Kottayam	1704500	1622107	95%	1419827	83%	81382	41%	3,123,316
Kozhikode	2746273	2614206	95%	2155490	78%	78530	32%	4,848,226
Malappuram	3386535	3313869	98%	2577665	76%	65755	33%	5,957,289
Palakkad	2349082	2279708	97%	1942137	83%	87326	46%	4,309,171
Pathanamthitta	1118564	1129836	101%	954332	85%	85227	43%	2,169,395
Thiruvananthapuram	2914006	2805123	96%	2415072	83%	135648	38%	5,355,843
Thrissur	2767777	2566847	93%	2350987	85%	122594	48%	5,040,428
Wayanad	716933	726408	101%	625863	87%	30391	34%	1,382,662
Grand Total	29,162,697	28,184,513	96%	24,059,154	82%	1,143,911	40%	53,387,578

TABLE2.Covid-19 Vaccination Center Functional in the State as on 31/03/2022 midnight

DISTRICTS	12+	15+	18+	Total
Alappuzha	7	0	87	94
Ernakulam	13	12	79	104
Idukki	1	5	28	34
Kannur	1	7	34	42
Kasaragod	0	0	6	6
Kollam	2	18	37	57
Kottayam	4	8	81	93
Kozhikode	1	2	102	105
Malappuram	7	17	58	82
Palakkad	6	10	43	59
Pathanamthitta	60	61	66	187
Thiruvananthapuram	0	93	14	107
Thrissur	8	2	130	140
Wayanad	3	4	12	19
GrandTotal	113	239	777	1129

TABLE3. Health Care Workers Coverage as on 31/03/2022 midnight

DISTRICT	1st DOSE	2nd Dose	% fully vaccinated	Precaution dose	Precaution dose (%) *
Alappuzha	29022	27211	94%	12367	44%
Ernakulam	85565	75733	89%	29144	35%
Idukki	13554	12991	96%	5304	41%
Kannur	40388	37496	93%	16967	43%
Kasaragod	11610	10805	93%	4474	39%
Kollam	36035	33782	94%	13668	39%
Kottayam	38706	36268	94%	15414	42%
Kozhikode	52734	47913	91%	16467	32%
Malappuram	44832	41962	94%	15983	36%
Palakkad	34674	31990	92%	14478	43%
Pathanamthitta	29336	25058	85%	10668	38%
Thiruvananthapuram	73421	66317	90%	24405	34%
Thrissur	51909	49158	95%	24647	49%
Wayanad	13978	13279	95%	6059	44%
Grand Total	555764	509963	92%	210045	39%

1st Dose coverage for HCW is 100%

*Proportion of beneficiaries who are eligible (completed 9 months after 2nd dose)

TABLE4. Frontline workers Coverage as on 31/03/2022 midnight

DISTRICT	1st dose	2nd Dose	% fully vaccinated	Precaution dose	Precaution dose(%) *
Alappuzha	39127	36724	94%	11806	51%
Ernakulam	54934	50302	92%	16586	25%
Idukki	22993	21319	93%	4766	43%
Kannur	41381	39944	97%	10884	33%
Kasaragod	24615	22453	91%	5727	63%
Kollam	42235	38789	92%	9010	33%
Kottayam	32139	30584	95%	9882	33%
Kozhikode	55272	52526	95%	7814	19%
Malappuram	53913	51235	95%	11315	34%
Palakkad	48096	45501	95%	14215	52%
Pathanamthitta	25249	22510	89%	6111	28%
Thiruvananthapuram	72995	67550	93%	17954	33%
Thrissur	41904	40718	97%	15770	37%
Wayanad	17021	16084	94%	3743	32%
Grand Total	571874	536239	94%	145583	34%

1st Dose coverage for FLW is 100%

*Proportion of beneficiaries who are eligible (completed 9 months after 2nd dose)

TABLE5.Age-Appropriate Group (45-59 Years) Coverage as on 31/03/2022 midnight

Table 5: Age appropriate group (45-59 years) coverage					
45-59 years Coverage as on 01/04/2022 at 12 AM					
District	Target	1st Dose Coverage	Percentage	2nd Dose Coverage	Percentage fully vaccinated
Alappuzha	535436	438730	82%	414108	77%
Ernakulam	809349	783290	97%	700074	86%
Idukki	237564	246901	104%	218467	92%
Kannur	527295	515588	98%	477919	91%
Kasaragod	253027	252092	100%	223344	88%
Kollam	541201	559764	103%	499913	92%
Kottayam	478470	413981	87%	372819	78%
Kozhikode	658949	654388	99%	578680	88%
Malappuram	733338	722545	99%	624588	85%
Palakkad	614226	546964	89%	496814	81%
Pathanamthitta	264372	281659	107%	250974	95%
Thiruvananthapuram	735836	681262	93%	610838	83%
Thrissur	689418	663694	96%	622173	90%
Wayanad	170537	177108	104%	164039	96%
Grand Total	7249018	6,937,966	96%	6,254,750	86%

TABLE6.Age-Appropriate Group (≥60 Years) Coverage as on 31/03/2022 midnight

Table 6: Age appropriate group (≥ 60 years) coverage							
≥ 60 years Coverage as on 01/04/2022 at 12 AM							
District	Target	1st Dose Coverage	Percentage	2nd Dose Coverage	Percentage fully vaccinated	Precaution dose	%
Alappuzha	424565	428759	101%	399085	94%	75543	47%
Ernakulam	673885	675970	100%	618881	92%	73050	42%
Idukki	193981	194508	100%	172537	89%	15676	26%
Kannur	438602	444308	101%	411338	94%	60308	39%
Kasaragod	182460	181644	100%	159964	88%	25950	35%
Kollam	497558	499300	100%	453237	91%	65828	42%
Kottayam	418008	419458	100%	382649	92%	56086	43%
Kozhikode	526896	528901	100%	478377	91%	54249	34%
Malappuram	477642	487926	102%	432926	91%	38457	31%
Palakkad	437708	439630	100%	400280	91%	58633	45%
Pathanamthitta	311297	312013	100%	279851	90%	68448	47%
Thiruvananthapuram	630465	632675	100%	569033	90%	93289	41%
Thrissur	581781	587844	101%	556018	96%	82177	51%
Wayanad	128009	128277	100%	114164	89%	20589	32%
Grand Total	5922857	5,961,213	101%	5,428,340	92%	788,283	41%

TABLE 6. Age-Appropriate Group (18-44 Years) Coverage as on 31/03/2022 midnight

18-44 years Coverage as on 01/04/2022 at 12 AM					
District	Target	First Dose		2nd Dose Coverage	Percentage fully vaccinated*
		1st Dose Coverage	Percentage		
Alappuzha	744178	668633	90%	622646	84%
Ernakulam	1470864	1507497	102%	1211389	82%
Idukki	437537	418743	96%	329182	75%
Kannur	947964	963193	102%	813784	86%
Kasaragod	556876	500241	90%	402062	72%
Kollam	1054752	930846	88%	777127	74%
Kottayam	665544	653876	98%	557533	84%
Kozhikode	1313678	1217564	93%	947951	72%
Malappuram	1777378	1825744	103%	1357638	76%
Palakkad	1088327	1084237	100%	895026	82%
Pathanamthitta	460819	442336	96%	349197	76%
Thiruvananthapuram	1309099	1245496	95%	1044690	80%
Thrissur	1274465	1096183	86%	1002343	79%
Wayanad	361152	354038	98%	298607	83%
Grand Total	13462633	12,908,627	96%	10,609,175	79%

*Among those who have taken first dose

TABLE 7. Age-Appropriate Group (15-17 Years) Coverage as on 31/03/2022 midnight

15-17 years Coverage as on 01/04/2022 at 12 AM					
District	Target	1st Dose Coverage	Percentage	2nd Dose Coverage	Percentage fully vaccinated
Alappuzha	80832	75703	94%	56543	70%
Ernakulam	172307	110085	64%	71360	41%
Idukki	51339	35073	68%	24348	47%
Kannur	97722	98537	101%	64784	66%
Kasaragod	60496	48298	80%	28401	47%
Kollam	105234	93836	89%	59739	57%
Kottayam	85400	63435	74%	39974	47%
Kozhikode	143028	104989	73%	50043	35%
Malappuram	241212	176294	73%	69316	29%
Palakkad	132742	112699	85%	72526	55%
Pathanamthitta	48854	38467	79%	26742	55%
Thiruvananthapuram	145238	98063	68%	56644	39%
Thrissur	123540	119597	97%	80577	65%
Wayanad	29245	34141	117%	19690	67%
Grand Total	1,517,189	1,209,217	79%	720,687	47%

Table 8: Age appropriate group (12-14 years) Coverage as on 31/03/2022 midnight

12-14 years Coverage as on 01/4/2022 at 12 AM				
District	1st Dose Coverage	Percentage	2nd Dose Coverage	Percentage fully vaccinated
Alappuzha	6277	15%	0	0%
Ernakulam	647	1%	0	0%
Idukki	865	3%	0	0%
Kannur	3902	4%	0	0%
Kasaragod	911	2%	0	0%
Kollam	809	1%	0	0%
Kottayam	512	1%	0	0%
Kozhikode	358	0%	0	0%
Malappuram	2615	2%	0	0%
Palakkad	13408	18%	0	0%
Pathanamthitta	776	2%	0	0%
Thiruvananthapuram	1211	1%	0	0%
Thrissur	5716	6%	0	0%
Wayanad	1845	7%	0	0%
Grand Total	39,852	4%	0	0%

TABLE9.State Summary (18+) as on 31/03/2022 midnight

State Summary (18+) 01-04-2022 at 12 AM							
District	Target	First Dose	Percentage	Second Dose	Percentage*	Precaution Dose	Percentage
Alappuzha	1704179	1604271	94%	1499774	88%	99716	47%
Ernakulam	2954098	3107256	105%	2656379	90%	118780	37%
Idukki	869082	896699	103%	754496	87%	25746	31%
Kannur	1913861	2004858	105%	1780481	93%	88159	38%
Kasaragod	992363	970202	98%	818628	82%	36151	38%
Kollam	2093511	2068180	99%	1802848	86%	88506	41%
Kottayam	1562022	1558160	100%	1379853	88%	81382	41%
Kozhikode	2499523	2508859	100%	2105447	84%	78530	32%
Malappuram	2988358	3134960	105%	2508349	84%	65755	33%
Palakkad	2140261	2153601	101%	1869611	87%	87326	46%
Pathanamthitta	1036488	1090593	105%	927590	89%	85227	43%
Thiruvananthapuram	2675400	2705849	101%	2358428	88%	135648	38%
Thrissur	2545664	2441534	96%	2270410	89%	122594	48%
Wayanad	659698	690422	105%	606173	92%	30391	34%
Grand Total	2,66,34,508	26,935,444	101%	23,338,467	87%	1,143,911	40%

*Revised target population (> 18 years) as per MOHFW is 2.67 crores

*As per letter from Additional Secretary MOHFW- D O No 2317579/2021/Imm dated 15/09/2021

TABLE 10. Achievement for the day 31/03/2022 midnight

Daily achievement 01-04-2022				
District	First Dose	Second Dose	Precaution dose	Total Doses Administered
Alappuzha	91	853	7433	8377
Ernakulam	406	1414	3436	5256
Idukki	41	315	882	1238
Kannur	114	1050	2429	3593
Kasaragod	34	181	137	352
Kollam	144	828	2169	3141
Kottayam	114	666	3252	4032
Kozhikode	109	691	1304	2104
Malappuram	223	1908	1538	3669
Palakkad	300	1610	3062	4972
Pathanamthitta	121	415	3356	3892
Thiruvananthapuram	257	1396	574	2227
Thrissur	144	1293	5364	6801
Wayanad	32	198	333	563
Grand Total	2130	12818	35269	50217

** Vaccine stock details couldn't be downloaded from e-VIN portal as the portal is down.

TABLE11.COVID Vaccination related sites

support@cowin.gov.in https://www.cowin.gov.in/home https://dashboard.kerala.gov.in/ https://dhs.kerala.gov.in/https://aogyakeralam.gov.in/https://sha.kerala.gov.in/

TABLE10.COVID Vaccination related Helpline numbers

National/State/District	Line1	Line2	Line3
National Helpline	1075	+91 1123978046	0120 4473222
Disha	1056	04712552056	
StateCallCenter	04712309251	04712309252	04712309255
Thiruvananthapuram	9188610100	1077	
Kollam	04742797609	8589015556	
Pathanamthitta	04682222515	04682228220	
Alappuzha	04772239999		
Kottayam	04812565200	04812304800	04812581900
Idukki	18004255640	04862232220	04862233118
Ernakulam	9072303861		
Thrissur	9400066921	9400066922	9400066923
Palakkad	04912505264	04912505189	8943341439
Malappuram	04832733253	04832737858	04832733252
Kozhikode	7594001442		
Wayanad	04936202343	04936202375	9072510900
Kannur	04972700194		
Kasargod	9061076590	9061079244	9061078026