



[www.health.kerala.gov.in](http://www.health.kerala.gov.in)

**COVID-19 OUTBREAK CONTROL AND PREVENTION STATE CELL  
HEALTH&FAMILY WELFARE DEPARTMENT**

[www.dhs.kerala.gov.in](http://www.dhs.kerala.gov.in)

[controlroomdhskerala@gmail.com](mailto:controlroomdhskerala@gmail.com)

**Kerala HEALTH-COVID-19 DAILY VACCINATION BULLETIN**

**Date: 24/05/2022**

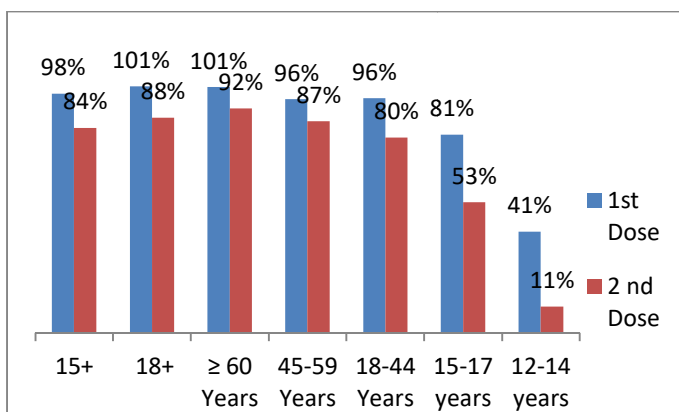
**OUR HEALTH OUR RESPONSIBILITY  
VACCINE ADVISORY**

- *People who are vaccinated with Covid Vaccine are reported to have reduced Covid related ICU admissions, serious disease and death.*
- *Early vaccination is useful to safeguard our life from this deadly disease.*
- *Vaccination sessions are planned as per the availability of vaccine. All are requested to cooperate.*
- *After receiving the first dose, second dose of Covishield vaccine is to be taken between 12–16weeks and second dose of Covaxin between 4-6 weeks.*
- *Covid vaccination is currently available to all above 15 years. Children in 15-18 age group will get Covaxin.*
- *Health Staffs, Frontline workers and people above 60 years with co-morbidities will get precaution dose after 9 months or 39 weeks from the second dose. The Same vaccine administered as first and second dose is to be taken as precaution dose. People above 60 years with co-morbidities should take medical advice before receiving precaution dose.*
- *Vaccination is available free of cost in all Government covid vaccination centers, and at a nominal rate (as per the Gol order F.No.2079203/2021/Immunization) in selected private Hospitals.*
- ***ENSURE ALL YOUR ELIGIBLE FAMILY MEMBERS ARE PROTECTED BY RECEIVING ANY OF THE AVAILABLE COVID VACCINE.***
- ***“BOTH COVAXIN AND COVISHIELD ARE EQUALLY EFFECTIVE AND SAFE”***
- ***“BE FULLY PROTECTED – GET THE SECOND DOSE AT YOUR SCHEDULED TIME”***

### ANALYSIS

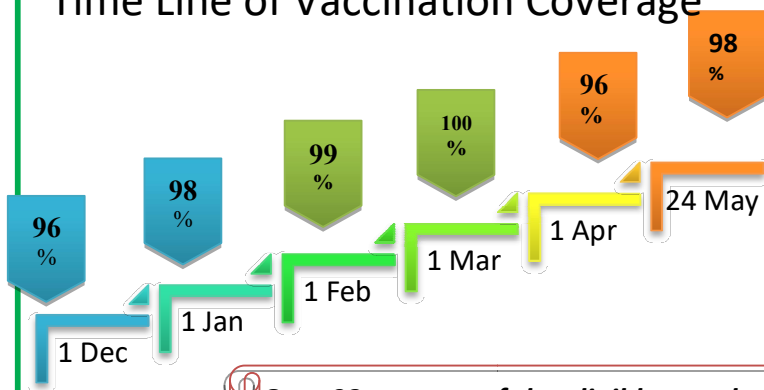
COVID-19 mass vaccinations are showing signs of preventing illness and steep decline in cases and hospital admissions in countries which done vaccination. Kerala started its vaccination for health care workers from January 16, 2021. The COVID-19 Vaccines Operational Guidelines issued by the Ministry of Health and Family Welfare, Govt. of India, 28th December 2020 and all subsequent Guidelines issued by Ministry of Health and Family Welfare, Govt of India are followed at the sites and all vaccination lanes

### Summary of COVID Vaccine Administered as on 24-05-2022 midnight



- 98%** of eligible population vaccinated with a single dose till May 24
- 84%** of eligible population vaccinated with double dose till May 24
- State has vaccinated about **81%** of children aged 15 - 17 years with a single dose

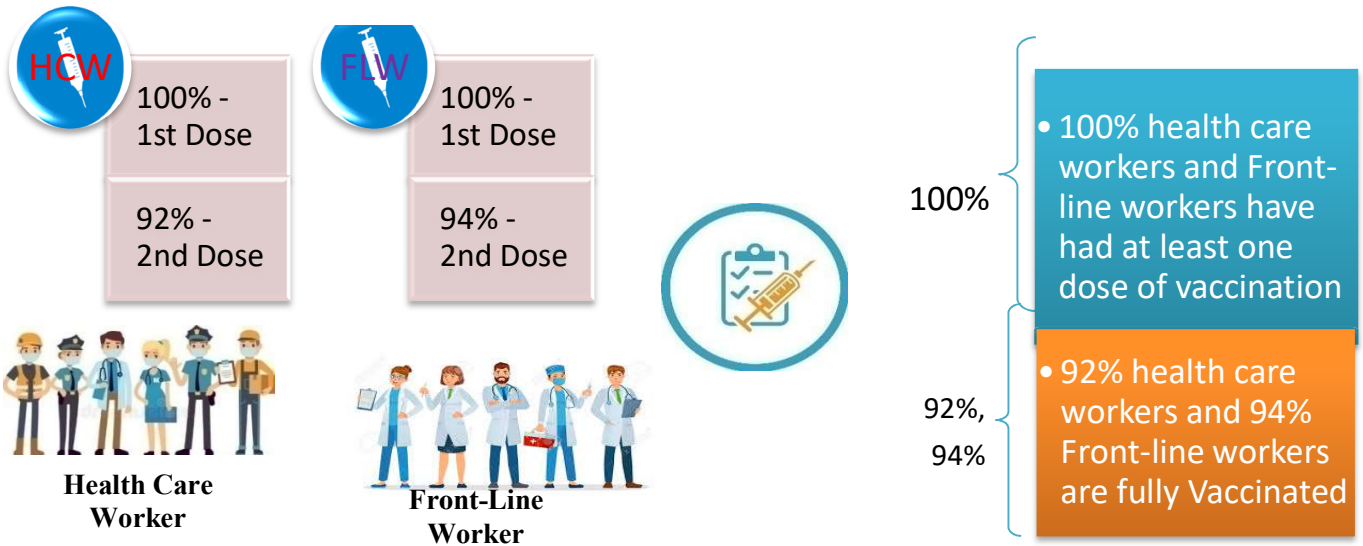
### Time Line of Vaccination Coverage



Kerala began administration of COVID 19 Vaccines on 16<sup>th</sup> January, 2021. As of 24<sup>th</sup> May 2022, Kerala has administered over 54 million doses overall, including first and second doses of vaccines.

**Over 98 per cent of the eligible population (15 + years) in Kerala has been administered the first dose of the Covid-19 vaccine. The state has achieved the target within 498 days since the beginning of the vaccination drive on January 16, 2021**

## Health Care Workers & Front-line Workers Vaccinated



### Are You Vaccinated? You Still Need to Practice: SMS

- Even after vaccination, follow COVID appropriate behavior
- Practice Social Distancing and greet without physical contact
- Always wear clean face mask
- Wash your hands thoroughly and frequently or use hand sanitizer
- Follow the current COVID 19 guidelines to prevent further spread
- Stay Safe. Stay Strong. Get Vaccinated



Even After Getting Vaccinated Keep Taking Precautions to Protect Your Self



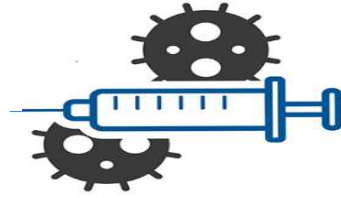
# The Race Towards Full Vaccination - Weekly Trend

## 14<sup>th</sup> – 20<sup>th</sup> May 2022

Kerala Administered over

# 1.31 Lakh

COVID Vaccine Doses during 14<sup>th</sup> to 20<sup>th</sup> May, 2022



From 14<sup>th</sup> – 20<sup>th</sup> May 2022 on average

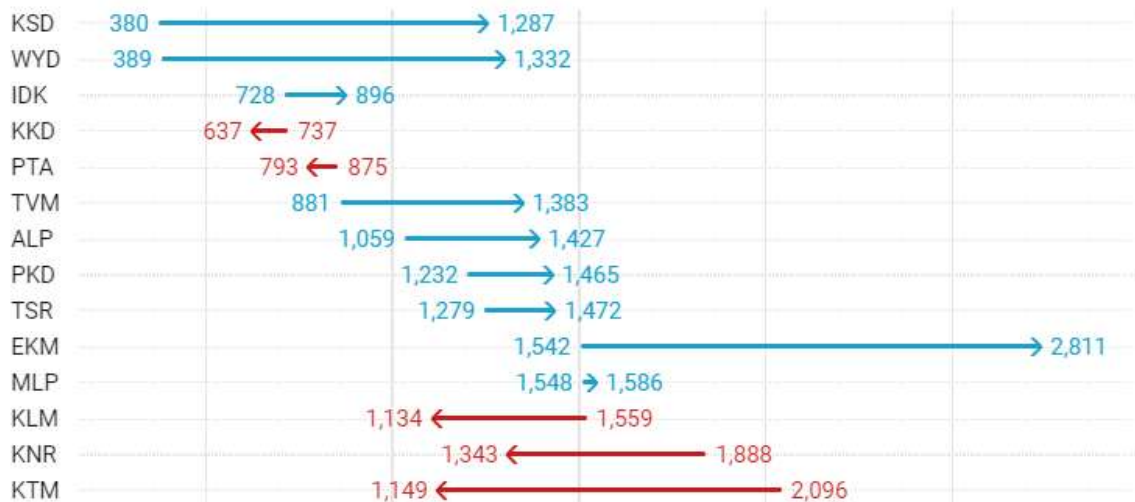
# 0.19 lakh

doses were administered daily.

Average Doses Administered Per day per week (in 1000)



Trend in average per day vaccination (in 1000) for the last two weeks

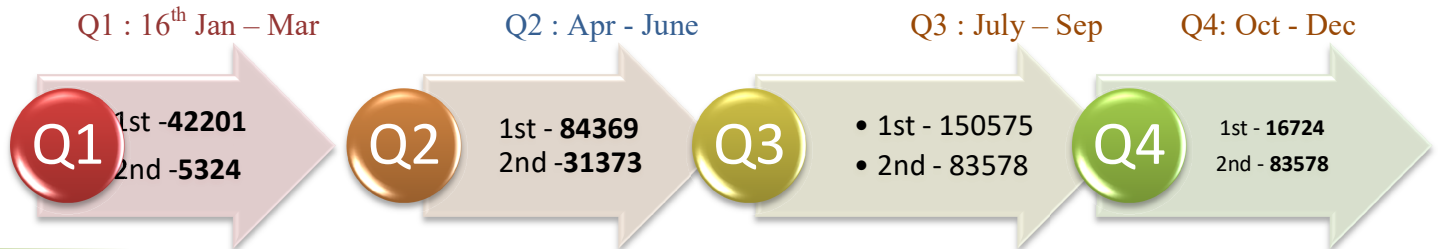


# Race Against Time – Vaccination Quarterly Status

(Q1:16<sup>th</sup> Jan-Mar, Q2: Apr-June, Q3: July-Sep, Q4: Oct - Dec)

## Daily Average Doses Administered per Quarter

In the first Quarter, only 42201 first doses and 5324 second doses were administered daily on average. During the second, third and fourth quarters, the daily vaccination of the first and second doses increased significantly.



## Vaccination Achievement per Quarter

In the third quarter of the immunization drive, 52% of the eligible population (18 + age) in Kerala were given the first dose and 29% the second dose.

## Dose Progression

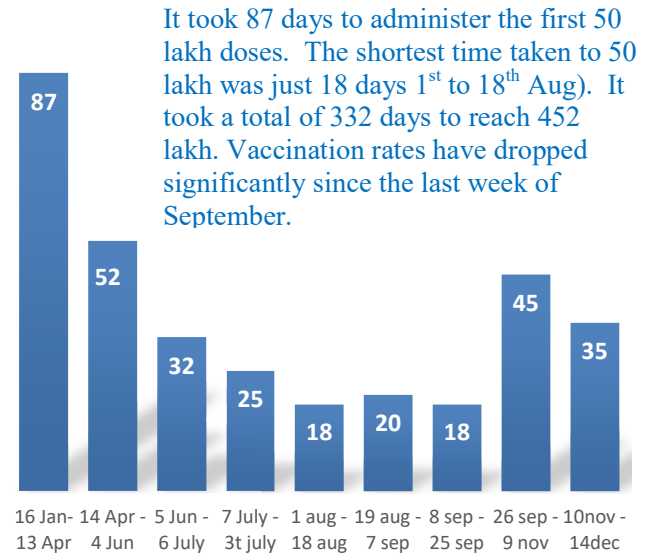
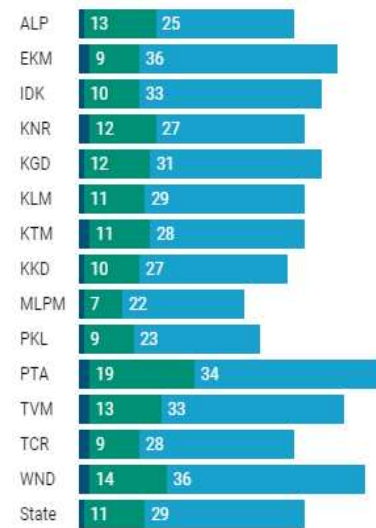
The chart shows the days taken for total COVID-19 Vaccination doses (both first and second) in Kerala to cross every 50 lakh dose mark

■ Q1 ■ Q2 ■ Q3

### First Dose



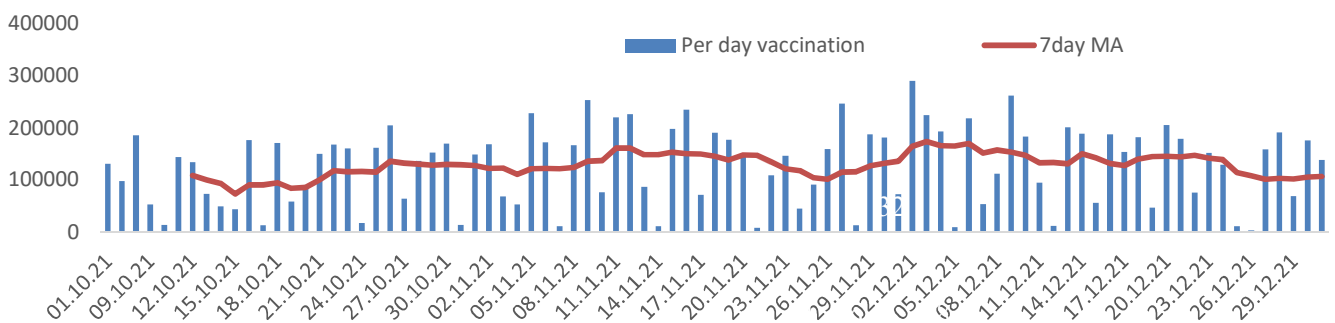
### Second Dose



It took 87 days to administer the first 50 lakh doses. The shortest time taken to 50 lakh was just 18 days 1<sup>st</sup> to 18<sup>th</sup> Aug). It took a total of 332 days to reach 452 lakh. Vaccination rates have dropped significantly since the last week of September.

## Vaccine Administered per Day and 7 days Moving Average in Last Quarter (Oct -Dec)

The seven-day moving average of daily doses in the last quarter showed a peak on December 2<sup>nd</sup> and continued to fluctuate thereafter



## Important Message to the Public

- a. *Infection or infection rate is only a part and disease manifestation of disease is to be monitored*
- b. *Fatality among vaccinated people is very less. Disease severity among vaccinated people is less.*
- c. *People with comorbidity should be careful. Once detected covid positive they should get admitted and do not stay at home.*
- d. *Death among non-vaccinated people, especially people with comorbidity is because of late arrival in hospitals*
- e. *Diabetes and Hypertension together is the most common cause of patient death if they arrive late.*
- f. *Vaccinated people, only if symptomatic are advised to consult Doctor.*
- g. *Non Vaccinated people, if symptomatic, may do RTPCR test*
- h. *Antigen testing is only for emergency purpose*
- i. *Non vaccinated people with co-morbidities to do testing by RTPCR and consult doctor*
- j. *Repeat RTPCR is not needed among the people who are detected COVID positive in the previous 2 months*
- k. *All young person detected positive and at home isolation should do glucose test*

TABLE1.Total Vaccination done in the State as on 24/05/2022 midnight

State Summary (15+ years)-Total doses administered till 25/05/2022 at 12 AM								
District	Target	First Dose	Percent age	Second Dose	Percentage*	Precaution Dose	Percentage	Total doses administered
Alappuzha	1829568	1723907	94%	1590337	87%	148762	32%	34,63,006
Ernakulam	3217878	3268816	102%	2761571	86%	189046	24%	62,19,433
Idukki	950762	951857	100%	792162	83%	37457	16%	17,81,476
Kannur	2100307	2141509	102%	1879452	89%	128752	25%	41,49,713
Kasaragod	1092141	1037514	95%	860332	79%	44332	15%	19,42,178
Kollam	2268371	2201572	97%	1895393	84%	133359	25%	42,30,324
Kottayam	1704500	1656333	97%	1443744	85%	122802	28%	32,22,879
Kozhikode	2746273	2632931	96%	2183572	80%	116829	19%	49,33,332
Malappuram	3386535	3341715	99%	2616275	77%	95164	16%	60,53,154
Palakkad	2349082	2312107	98%	1989353	85%	130111	30%	44,31,571
Pathanamthitta	1118564	1149066	103%	972071	87%	122408	31%	22,43,545
Thiruvananthapuram	2914006	2852965	98%	2457628	84%	209268	27%	55,19,861
Thrissur	2767777	2617635	95%	2403837	87%	205246	31%	52,26,718
Wayanad	716933	740772	103%	636237	89%	35963	17%	14,12,972
<b>Grand Total</b>	<b>29,162,697</b>	<b>2,86,28,699</b>	<b>98%</b>	<b>2,44,81,964</b>	<b>84%</b>	<b>17,19,499</b>	<b>25%</b>	<b>5,48,30,162</b>

TABLE2.Covid-19 Vaccination Center Functional in the State as on 24/05/2022 midnight(25/05/2022 12AM)

DISTRICTS	12+	15+	18+	Total
Alappuzha	84	0	5	89
Ernakulam	61	22	42	125
Idukki	12	3	15	30
Kannur	25	9	29	63
Kasaragod	15	15	4	34
Kollam	13	22	54	89
Kottayam	22	12	32	66
Kozhikode	7	3	21	31
Malappuram	17	0	20	37
Palakkad	18	17	29	64
Pathanamthitta	14	14	20	48
Thiruvananthapuram	0	1	120	121
Thrissur	6	79	99	184
Wayanad	1	2	2	5
<b>GrandTotal</b>	<b>295</b>	<b>199</b>	<b>492</b>	<b>986</b>

TABLE3. Health Care Workers Coverage as on 24/05/2022 midnight

<i>DISTRICT</i>	<i>1st DOSE</i>	<i>2nd Dose</i>	<i>% fully vaccinated</i>	<i>Precaution dose</i>	<i>Precaution dose (%) *</i>
<b>Alappuzha</b>	29022	27223	94%	13379	53%
<b>Ernakulam</b>	85566	75800	89%	31076	45%
<b>Idukki</b>	13554	13005	96%	5717	48%
<b>Kannur</b>	40388	37535	93%	18108	52%
<b>Kasaragod</b>	11610	10813	93%	4787	48%
<b>Kollam</b>	36040	33815	94%	14867	49%
<b>Kottayam</b>	38706	36299	94%	16677	50%
<b>Kozhikode</b>	52735	47953	91%	17782	41%
<b>Malappuram</b>	44834	41987	94%	17380	47%
<b>Palakkad</b>	34674	32011	92%	15501	53%
<b>Pathanamthitta</b>	29337	25078	85%	11577	50%
<b>Thiruvananthapuram</b>	73427	66390	90%	26761	45%
<b>Thrissur</b>	51910	49188	95%	26224	58%
<b>Wayanad</b>	13978	13287	95%	6336	51%
<b>Grand Total</b>	<b>555781</b>	<b>510384</b>	<b>92%</b>	<b>226172</b>	<b>49%</b>

1st Dose coverage for HCW is 100%

\*Proportion of beneficiaries who are eligible ( completed 9 months after 2nd dose )

TABLE4. Frontline workers Coverage as on 24/05/2022 midnight

<i>DISTRICT</i>	<i>1st dose</i>	<i>2nd Dose</i>	<i>% fully vaccinated</i>	<i>Precaution dose</i>	<i>Precaution dose(%) *</i>
<b>Alappuzha</b>	39128	36743	94%	12925	38%
<b>Ernakulam</b>	54934	50336	92%	17890	39%
<b>Idukki</b>	22995	21339	93%	5250	28%
<b>Kannur</b>	41382	39964	97%	12205	33%
<b>Kasaragod</b>	24615	22472	91%	6174	30%
<b>Kollam</b>	42235	38830	92%	10157	30%
<b>Kottayam</b>	32141	30599	95%	10751	38%
<b>Kozhikode</b>	55273	52550	95%	9135	19%
<b>Malappuram</b>	53914	51263	95%	12932	28%
<b>Palakkad</b>	48097	45534	95%	15994	38%
<b>Pathanamthitta</b>	25250	22529	89%	6932	34%
<b>Thiruvananthapuram</b>	73001	67617	93%	21058	36%
<b>Thrissur</b>	41908	40731	97%	17468	47%
<b>Wayanad</b>	17021	16094	95%	3974	27%
<b>Grand Total</b>	<b>571894</b>	<b>536601</b>	<b>94%</b>	<b>162845</b>	<b>34%</b>

1st Dose coverage for FLW is 100%

\*Proportion of beneficiaries who are eligible ( completed 9 months after 2nd dose )



TABLE5.Age-Appropriate Group (45-59 Years) Coverage as on 24/05/2022 midnight

Table 5: Age appropriate group (45-59 years) coverage							
45-59 years Coverage as on		25/05/2022		at 12 AM			
District	Target	1st Dose Coverage	Percentage	2nd Dose Coverage	Percentage fully vaccinated	Precaution dose	%
Alappuzha	535436	438888	82%	415957	78%	2088	1%
Ernakulam	809349	783583	97%	702222	87%	9073	4%
Idukki	237564	246949	104%	219105	92%	404	0%
Kannur	527295	515828	98%	479952	91%	2032	1%
Kasaragod	253027	252207	100%	223889	88%	290	0%
Kollam	541201	560024	103%	502428	93%	2196	1%
Kottayam	478470	414134	87%	374491	78%	2779	2%
Kozhikode	658949	654987	99%	581197	88%	2343	1%
Malappuram	733338	722864	99%	627824	86%	1145	1%
Palakkad	614226	547174	89%	499559	81%	2578	2%
Pathanamthitta	264372	281799	107%	251698	95%	2254	2%
Thiruvananthapuram	735836	681612	93%	613482	83%	6198	2%
Thrissur	689418	663955	96%	625110	91%	7781	4%
Wayanad	170537	177125	104%	164264	96%	220	0%
<b>Grand Total</b>	<b>7249018</b>	<b>69,41,129</b>	<b>96%</b>	<b>62,81,178</b>	<b>87%</b>	<b>41381</b>	<b>2%</b>

TABLE6.Age-Appropriate Group (≥60 Years) Coverage as on 24/05/2022midnight

Table 6: Age appropriate group (≥ 60 years) coverage							
≥ 60 years Coverage as on		25/05/2022		at 12 AM			
District	Target	1st Dose Coverage	Percentage	2nd Dose Coverage	Percentage fully vaccinated	Precaution dose	%
Alappuzha	424565	428995	101%	400633	94%	119901	50%
Ernakulam	673885	676202	100%	620309	92%	129068	35%
Idukki	193981	194556	100%	172975	89%	25982	25%
Kannur	438602	444460	101%	412459	94%	95925	41%
Kasaragod	182460	181691	100%	160267	88%	32990	30%
Kollam	497558	499478	100%	454958	91%	105631	42%
Kottayam	418008	419641	100%	383942	92%	92190	42%
Kozhikode	526896	529154	100%	479788	91%	87026	33%
Malappuram	477642	488078	102%	434171	91%	63427	29%
Palakkad	437708	439777	100%	401870	92%	95735	47%
Pathanamthitta	311297	312203	100%	280626	90%	100953	49%
Thiruvananthapuram	630465	632994	100%	571290	91%	154255	44%
Thrissur	581781	588105	101%	557979	96%	152431	49%
Wayanad	128009	128297	100%	114367	89%	25394	29%
<b>Grand Total</b>	<b>5922857</b>	<b>59,63,631</b>	<b>101%</b>	<b>54,45,634</b>	<b>92%</b>	<b>12,80,908</b>	<b>41%</b>

TABLE 6. Age-Appropriate Group (18-44 Years) Coverage as on 24/05/2022 midnight

18-44 years Coverage as on 25/05/2022 at 12 AM							
District	Target	First Dose					
		1st Dose Coverage	Percentage	2nd Dose Coverage	Percentage fully vaccinated	Precaution dose	%
Alappuzha	744178	669571	90%	631284	85%	469	2%
Ernakulam	1470864	1509619	103%	1226421	83%	1939	3%
Idukki	437537	419288	96%	333232	76%	104	1%
Kannur	947964	964840	102%	827977	87%	482	1%
Kasaragod	556876	501218	90%	408634	73%	91	0%
Kollam	1054752	932278	88%	790704	75%	508	1%
Kottayam	665544	655078	98%	565937	85%	405	2%
Kozhikode	1313678	1220948	93%	964911	73%	543	1%
Malappuram	1777378	1828929	103%	1380925	78%	280	0%
Palakkad	1088327	1086001	100%	912774	84%	303	1%
Pathanamthitta	460819	443110	96%	355968	77%	692	3%
Thiruvananthapuram	1309099	1248162	95%	1061824	81%	996	2%
Thrissur	1274465	1097594	86%	1022159	80%	1342	3%
Wayanad	361152	354469	98%	301573	84%	39	0%
<b>Grand Total</b>	<b>13462633</b>	<b>1,29,31,105</b>	<b>96%</b>	<b>1,07,84,323</b>	<b>80%</b>	<b>8193</b>	<b>2%</b>
*Among those who have taken first dose							

TABLE 7. Age-Appropriate Group (15-17 Years) Coverage as on 24/05/2022 midnight

15-17 years Coverage as on 25/05/2022 at 12 AM					
District	Target	1st Dose Coverage	Percentage	2nd Dose Coverage	Percentage fully vaccinated
Alappuzha	80832	77926	96%	61398	76%
Ernakulam	172307	114291	66%	80195	47%
Idukki	51339	36984	72%	27049	53%
Kannur	97722	100161	102%	70488	72%
Kasaragod	60496	50007	83%	31957	53%
Kollam	105234	96471	92%	66992	64%
Kottayam	85400	67657	79%	46912	55%
Kozhikode	143028	107209	75%	55640	39%
Malappuram	241212	178118	74%	75498	31%
Palakkad	132742	115157	87%	80481	61%
Pathanamthitta	48854	39917	82%	30080	62%
Thiruvananthapuram	145238	105357	73%	68175	47%
Thrissur	123540	123024	100%	91321	74%
Wayanad	29245	35904	123%	23069	79%
<b>Grand Total</b>	<b>1,517,189</b>	<b>12,48,183</b>	<b>81%</b>	<b>8,09,255</b>	<b>53%</b>

Table 8: Age appropriate group (12-14 years) Coverage as on 24/05/2022 midnight

12-14 years Coverage as on 25/05/2022 at 12 AM					
District	Target	1st Dose Coverage	Percentage	2nd Dose Coverage	Percentage fully vaccinated
Alappuzha	43284	40377	93%	17099	40%
Ernakulam	90244	44621	49%	6288	7%
Idukki	29672	17531	59%	5457	18%
Kannur	89079	34450	39%	11077	12%
Kasaragod	39968	16166	40%	2300	6%
Kollam	69984	35046	50%	7666	11%
Kottayam	55571	28976	52%	5564	10%
Kozhikode	103644	12625	12%	1533	1%
Malappuram	159652	24978	16%	4607	3%
Palakkad	75249	41227	55%	17124	23%
Pathanamthitta	33203	17450	53%	6092	18%
Thiruvananthapuram	93804	38412	41%	8850	9%
Thrissur	99789	51139	51%	17349	17%
Wayanad	27857	13978	50%	3583	13%
<b>Grand Total</b>	<b>10,11,000</b>	<b>4,16,976</b>	<b>41%</b>	<b>1,14,589</b>	<b>11%</b>

TABLE9.State Summary (18+) as on 24/05/2022 midnight

State Summary (18+) 25-05-2022 at 12 AM							
District	Target	First Dose	Percentage	Second Dose	Percentage*	Precaution Dose	Percentage
Alappuzha	1704179	1605604	94%	1511840	89%	148762	32%
Ernakulam	2954098	3109904	105%	2675088	91%	189046	24%
Idukki	869082	897342	103%	759656	87%	37457	16%
Kannur	1913861	2006898	105%	1797887	94%	128752	25%
Kasaragod	992363	971341	98%	826075	83%	44332	15%
Kollam	2093511	2070055	99%	1820735	87%	133359	25%
Kottayam	1562022	1559700	100%	1391268	89%	122802	28%
Kozhikode	2499523	2513097	101%	2126399	85%	116829	19%
Malappuram	2988358	3138619	105%	2536170	85%	95164	16%
Palakkad	2140261	2155723	101%	1891748	88%	130111	30%
Pathanamthitta	1036488	1091699	105%	935899	90%	122408	31%
Thiruvananthapuram	2675400	2709196	101%	2380603	89%	209268	27%
Thrissur	2545664	2443472	96%	2295167	90%	205246	31%
Wayanad	659698	690890	105%	609585	92%	35963	17%
<b>Grand Total</b>	<b>2,66,34,508</b>	<b>2,69,63,540</b>	<b>101%</b>	<b>2,35,58,120</b>	<b>88%</b>	<b>1719499</b>	<b>25%</b>

\*Revised target population(> 18 years) as per MOHFW is 2.67 crores

\*As per letter from Additional Secretary MOHFW- D O No 2317579/2021/Imm dated 15/09/2021

TABLE 10. Achievement for the day 24/05/2022 midnight

Daily achievement		25-05-2022		
District	First Dose	Second Dose	Precaution dose	Total Doses Administered
Alappuzha	2480	1686	190	4356
Ernakulam	5939	2756	1812	10507
Idukki	767	567	224	1558
Kannur	1286	1358	567	3211
Kasaragod	1575	159	7	1741
Kollam	1170	1483	1480	4133
Kottayam	885	851	724	2460
Kozhikode	398	361	412	1171
Malappuram	1071	718	231	2020
Palakkad	1193	2108	645	3946
Pathanamthitta	544	594	417	1555
Thiruvananthapuram	225	1397	3282	4904
Thrissur	1394	3443	4863	9700
Wayanad	249	289	77	615
<b>Grand Total</b>	<b>19176</b>	<b>17770</b>	<b>14931</b>	<b>51877</b>

\*\* Vaccine stock details couldn't be downloaded from e-VIN portal as the portal is down.

TABLE11.COVID Vaccination related sites

<a href="mailto:support@cowin.gov.in">support@cowin.gov.in</a> <a href="https://www.cowin.gov.in/home">https://www.cowin.gov.in/home</a> <a href="https://dashboard.kerala.gov.in/">https://dashboard.kerala.gov.in/</a> <a href="https://dhs.kerala.gov.in/https://aogyakeralam.gov.in/https://sha.kerala.gov.in/">https://dhs.kerala.gov.in/https://aogyakeralam.gov.in/https://sha.kerala.gov.in/</a>
---

TABLE10.COVID Vaccination related Helpline numbers

National/State/District	Line1	Line2	Line3
National Helpline	1075	+91 1123978046	0120 4473222
Disha	1056	04712552056	
StateCallCenter	04712309251	04712309252	04712309255
Thiruvananthapuram	9188610100	1077	
Kollam	04742797609	8589015556	
Pathanamthitta	04682222515	04682228220	
Alappuzha	04772239999		
Kottayam	04812565200	04812304800	04812581900
Idukki	18004255640	04862232220	04862233118
Ernakulam	9072303861		
Thrissur	9400066921	9400066922	9400066923
Palakkad	04912505264	04912505189	8943341439
Malappuram	04832733253	04832737858	04832733252
Kozhikode	7594001442		
Wayanad	04936202343	04936202375	9072510900
Kannur	04972700194		
Kasargod	9061076590	9061079244	9061078026