



www.health.kerala.gov.in

**COVID-19 OUTBREAK CONTROL AND PREVENTION STATE CELL
HEALTH&FAMILY WELFARE DEPARTMENT**

www.dhs.kerala.gov.in

controlroomdhskerala@gmail.com

Kerala HEALTH-COVID-19 DAILY VACCINATION BULLETIN

Date: 25/05/2022

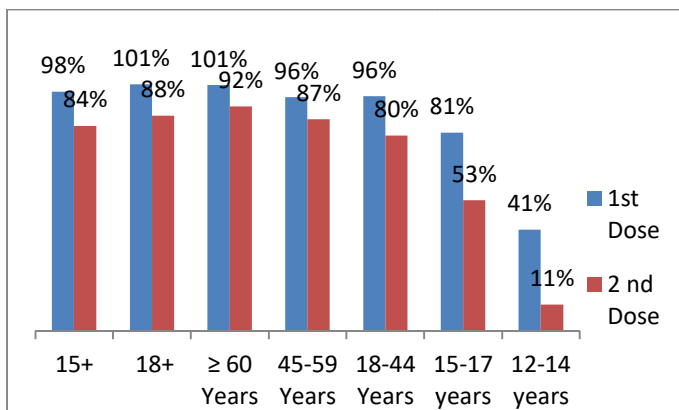
**OUR HEALTH OUR RESPONSIBILITY
VACCINE ADVISORY**

- *People who are vaccinated with Covid Vaccine are reported to have reduced Covid related ICU admissions, serious disease and death.*
- *Early vaccination is useful to safeguard our life from this deadly disease.*
- *Vaccination sessions are planned as per the availability of vaccine. All are requested to cooperate.*
- *After receiving the first dose, second dose of Covishield vaccine is to be taken between 12–16weeks and second dose of Covaxin between 4-6 weeks.*
- *Covid vaccination is currently available to all above 15 years. Children in 15-18 age group will get Covaxin.*
- *Health Staffs, Frontline workers and people above 60 years with co-morbidities will get precaution dose after 9 months or 39 weeks from the second dose. The Same vaccine administered as first and second dose is to be taken as precaution dose. People above 60 years with co-morbidities should take medical advice before receiving precaution dose.*
- *Vaccination is available free of cost in all Government covid vaccination centers, and at a nominal rate (as per the Gol order F.No.2079203/2021/Immunization) in selected private Hospitals.*
- ***ENSURE ALL YOUR ELIGIBLE FAMILY MEMBERS ARE PROTECTED BY RECEIVING ANY OF THE AVAILABLE COVID VACCINE.***
- ***“BOTH COVAXIN AND COVISHIELD ARE EQUALLY EFFECTIVE AND SAFE”***
- ***“BE FULLY PROTECTED – GET THE SECOND DOSE AT YOUR SCHEDULED TIME”***

ANALYSIS

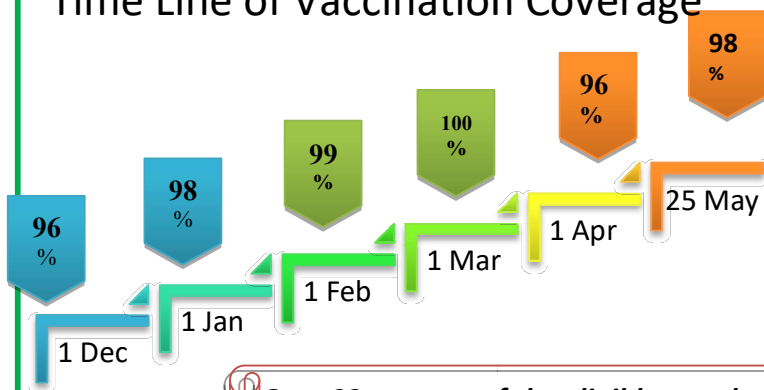
COVID-19 mass vaccinations are showing signs of preventing illness and steep decline in cases and hospital admissions in countries which done vaccination. Kerala started its vaccination for health care workers from January 16, 2021. The COVID-19 Vaccines Operational Guidelines issued by the Ministry of Health and Family Welfare, Govt. of India, 28th December 2020 and all subsequent Guidelines issued by Ministry of Health and Family Welfare, Govt of India are followed at the sites and all vaccination lanes

Summary of COVID Vaccine Administered as on 25/05/2022 midnight



- 98%** of eligible population vaccinated with a single dose till May 25
- 84%** of eligible population vaccinated with double dose till May 25
- State has vaccinated about **81%** of children aged 15 - 17 years with a single dose

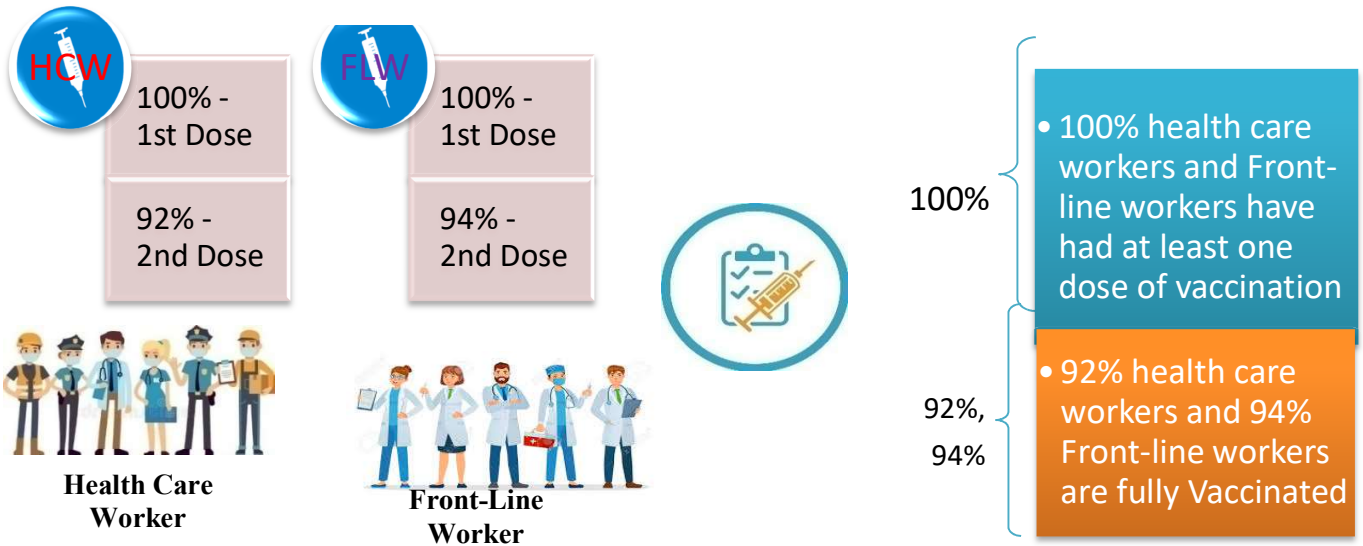
Time Line of Vaccination Coverage



Kerala began administration of COVID 19 Vaccines on 16th January, 2021. As of 25th May 2022, Kerala has administered over 54 million doses overall, including first and second doses of vaccines.


Over 98 per cent of the eligible population (15 + years) in Kerala has been administered the first dose of the Covid-19 vaccine. The state has achieved the target within 498 days since the beginning of the vaccination drive on January 16, 2021

Health Care Workers & Front-line Workers Vaccinated



Are You Vaccinated? You Still Need to Practice: SMS

- Even after vaccination, follow COVID appropriate behavior
- Practice Social Distancing and greet without physical contact
- Always wear clean face mask
- Wash your hands thoroughly and frequently or use hand sanitizer
- Follow the current COVID 19 guidelines to prevent further spread
- Stay Safe. Stay Strong. Get Vaccinated



Even After Getting Vaccinated Keep Taking Precautions to Protect Your Self



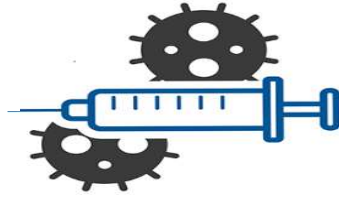
The Race Towards Full Vaccination - Weekly Trend

14th – 20th May 2022

Kerala Administered over

1.31 Lakh

COVID Vaccine Doses during 14th to 20th May, 2022



From 14th – 20th May 2022 on average

0.19 lakh

doses were administered daily.

Average Doses Administered Per day per week (in 1000)



Trend in average per day vaccination (in 1000) for the last two weeks

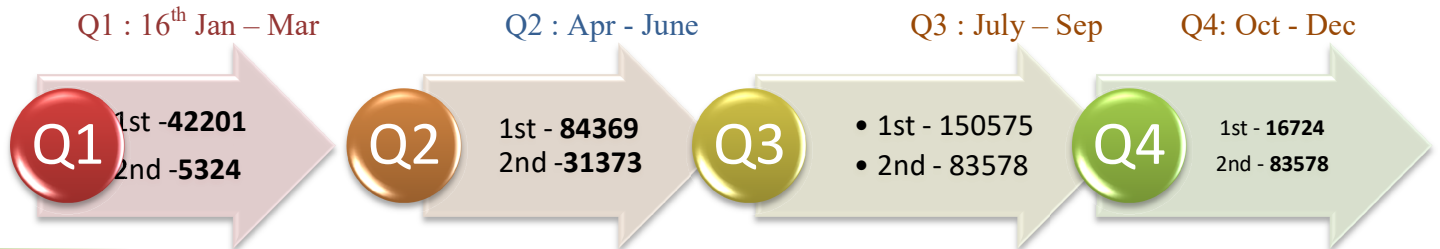


Race Against Time – Vaccination Quarterly Status

(Q1:16th Jan-Mar, Q2: Apr-June, Q3: July-Sep, Q4: Oct - Dec)

Daily Average Doses Administered per Quarter

In the first Quarter, only 42201 first doses and 5324 second doses were administered daily on average. During the second, third and fourth quarters, the daily vaccination of the first and second doses increased significantly.



Vaccination Achievement per Quarter

In the third quarter of the immunization drive, 52% of the eligible population (18 + age) in Kerala were given the first dose and 29% the second dose.

Dose Progression

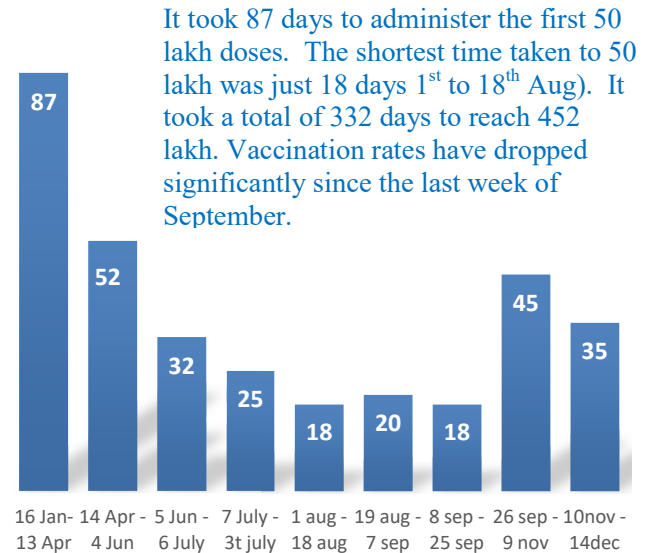
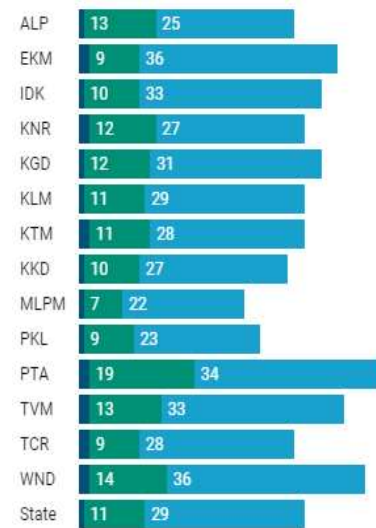
The chart shows the days taken for total COVID-19 Vaccination doses (both first and second) in Kerala to cross every 50 lakh dose mark

■ Q1 ■ Q2 ■ Q3

First Dose



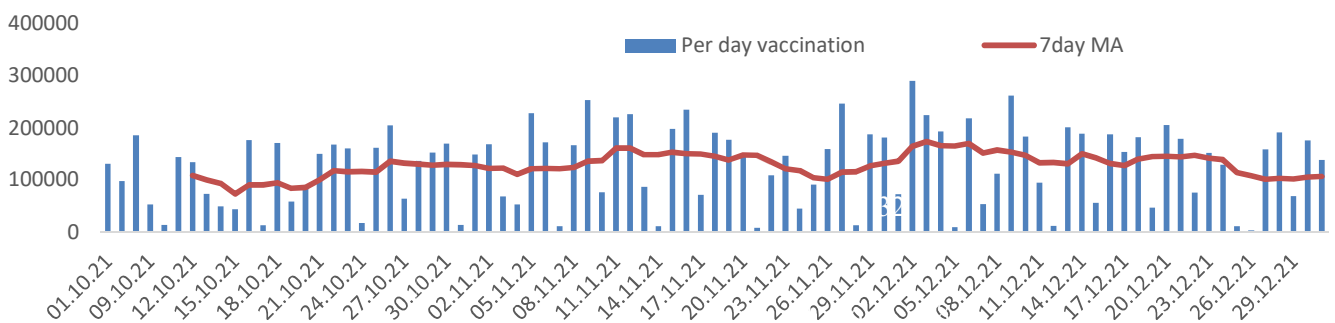
Second Dose



It took 87 days to administer the first 50 lakh doses. The shortest time taken to 50 lakh was just 18 days 1st to 18th Aug). It took a total of 332 days to reach 452 lakh. Vaccination rates have dropped significantly since the last week of September.

Vaccine Administered per Day and 7 days Moving Average in Last Quarter (Oct -Dec)

The seven-day moving average of daily doses in the last quarter showed a peak on December 2nd and continued to fluctuate thereafter



Important Message to the Public

- a. *Infection or infection rate is only a part and disease manifestation of disease is to be monitored*
- b. *Fatality among vaccinated people is very less. Disease severity among vaccinated people is less.*
- c. *People with comorbidity should be careful. Once detected covid positive they should get admitted and do not stay at home.*
- d. *Death among non-vaccinated people, especially people with comorbidity is because of late arrival in hospitals*
- e. *Diabetes and Hypertension together is the most common cause of patient death if they arrive late.*
- f. *Vaccinated people, only if symptomatic are advised to consult Doctor.*
- g. *Non Vaccinated people, if symptomatic, may do RTPCR test*
- h. *Antigen testing is only for emergency purpose*
- i. *Non vaccinated people with co-morbidities to do testing by RTPCR and consult doctor*
- j. *Repeat RTPCR is not needed among the people who are detected COVID positive in the previous 2 months*
- k. *All young person detected positive and at home isolation should do glucose test*

TABLE1.Total Vaccination done in the State as on 25/05/2022 midnight

State Summary (15+ years)-Total doses administered till 26/05/2022 at 12 AM								
District	Target	First Dose	Percent age	Second Dose	Percentage*	Precaution Dose	Percentage	Total doses administered
Alappuzha	1829568	1724733	94%	1590642	87%	148880	31%	34,64,255
Ernakulam	3217878	3268835	102%	2761631	86%	189319	24%	62,19,785
Idukki	950762	951929	100%	792267	83%	37506	16%	17,81,702
Kannur	2100307	2141749	102%	1879547	89%	128854	24%	41,50,150
Kasaragod	1092141	1038127	95%	860478	79%	44376	14%	19,42,981
Kollam	2268371	2201683	97%	1895445	84%	133426	24%	42,30,554
Kottayam	1704500	1656373	97%	1443786	85%	122956	27%	32,23,115
Kozhikode	2746273	2633158	96%	2183727	80%	117008	19%	49,33,893
Malappuram	3386535	3342562	99%	2617008	77%	95498	16%	60,55,068
Palakkad	2349082	2312209	98%	1989523	85%	130200	29%	44,31,932
Pathanamthitta	1118564	1149068	103%	972088	87%	122576	30%	22,43,732
Thiruvananthapuram	2914006	2852997	98%	2457676	84%	209557	26%	55,20,230
Thrissur	2767777	2617662	95%	2403881	87%	205476	31%	52,27,019
Wayanad	716933	740826	103%	636333	89%	35987	16%	14,13,146
Grand Total	29,162,697	2,86,31,911	98%	2,44,84,032	84%	17,21,619	24%	5,48,37,562

TABLE2.Covid-19 Vaccination Center Functional in the State as on 25/05/2022 midnight(26/05/2022 12AM)

DISTRICTS	12+	15+	18+	Total
Alappuzha	0	0	8	8
Ernakulam	0	0	28	28
Idukki	2	0	3	5
Kannur	3	1	10	14
Kasaragod	0	0	15	15
Kollam	2	1	8	11
Kottayam	0	1	9	10
Kozhikode	2	1	16	19
Malappuram	6	3	13	22
Palakkad	2	1	12	15
Pathanamthitta	0	0	4	4
Thiruvananthapuram	0	2	15	17
Thrissur	0	1	21	22
Wayanad	0	1	1	2
GrandTotal	17	12	163	192

TABLE3. Health Care Workers Coverage as on 25/05/2022 midnight

<i>DISTRICT</i>	<i>1st DOSE</i>	<i>2nd Dose</i>	<i>% fully vaccinated</i>	<i>Precaution dose</i>	<i>Precaution dose (%) *</i>
Alappuzha	29022	27223	94%	13382	53%
Ernakulam	85566	75801	89%	31091	44%
Idukki	13554	13005	96%	5722	48%
Kannur	40388	37535	93%	18115	52%
Kasaragod	11610	10813	93%	4788	48%
Kollam	36040	33815	94%	14869	49%
Kottayam	38706	36299	94%	16683	50%
Kozhikode	52735	47953	91%	17802	41%
Malappuram	44834	41988	94%	17398	47%
Palakkad	34674	32011	92%	15512	53%
Pathanamthitta	29337	25078	85%	11591	50%
Thiruvananthapuram	73427	66390	90%	26774	44%
Thrissur	51910	49188	95%	26233	58%
Wayanad	13978	13287	95%	6341	51%
Grand Total	555781	510386	92%	226301	48%

1st Dose coverage for HCW is 100%

*Proportion of beneficiaries who are eligible (completed 9 months after 2nd dose)

TABLE4. Frontline workers Coverage as on 25/05/2022 midnight

<i>DISTRICT</i>	<i>1st dose</i>	<i>2nd Dose</i>	<i>% fully vaccinated</i>	<i>Precaution dose</i>	<i>Precaution dose(%) *</i>
Alappuzha	39128	36743	94%	12928	38%
Ernakulam	54934	50336	92%	17894	39%
Idukki	22995	21339	93%	5251	28%
Kannur	41382	39964	97%	12213	33%
Kasaragod	24615	22473	91%	6176	30%
Kollam	42235	38830	92%	10157	29%
Kottayam	32141	30599	95%	10762	38%
Kozhikode	55273	52550	95%	9140	19%
Malappuram	53914	51264	95%	12946	28%
Palakkad	48097	45534	95%	16005	38%
Pathanamthitta	25250	22529	89%	6938	34%
Thiruvananthapuram	73001	67617	93%	21086	36%
Thrissur	41908	40731	97%	17473	46%
Wayanad	17021	16094	95%	3974	27%
Grand Total	571894	536603	94%	162943	33%

1st Dose coverage for FLW is 100%

*Proportion of beneficiaries who are eligible (completed 9 months after 2nd dose)

TABLE5.Age-Appropriate Group (45-59 Years) Coverage as on 25/05/2022 midnight

Table 5: Age appropriate group (45-59 years) coverage							
45-59 years Coverage as on		26/05/2022		at 12 AM			
District	Target	1st Dose Coverage	Percentage	2nd Dose Coverage	Percentage fully vaccinated	Precaution dose	%
Alappuzha	535436	438889	82%	415960	78%	2109	1%
Ernakulam	809349	783583	97%	702227	87%	9178	4%
Idukki	237564	246949	104%	219105	92%	412	0%
Kannur	527295	515830	98%	479955	91%	2048	1%
Kasaragod	253027	252207	100%	223896	88%	290	0%
Kollam	541201	560025	103%	502431	93%	2218	1%
Kottayam	478470	414134	87%	374492	78%	2825	2%
Kozhikode	658949	654996	99%	581211	88%	2379	1%
Malappuram	733338	722870	99%	627876	86%	1171	1%
Palakkad	614226	547176	89%	499562	81%	2599	2%
Pathanamthitta	264372	281800	107%	251701	95%	2296	2%
Thiruvananthapuram	735836	681612	93%	613483	83%	6280	2%
Thrissur	689418	663955	96%	625114	91%	7883	4%
Wayanad	170537	177125	104%	164267	96%	225	0%
Grand Total	7249018	69,41,151	96%	62,81,280	87%	41913	2%

TABLE6.Age-Appropriate Group (≥60 Years) Coverage as on 25/05/2022midnight

Table 6: Age appropriate group (≥ 60 years) coverage							
≥ 60 years Coverage as on		26/05/2022		at 12 AM			
District	Target	1st Dose Coverage	Percentage	2nd Dose Coverage	Percentage fully vaccinated	Precaution dose	%
Alappuzha	424565	428995	101%	400633	94%	119965	49%
Ernakulam	673885	676202	100%	620313	92%	129143	35%
Idukki	193981	194556	100%	172977	89%	26008	25%
Kannur	438602	444460	101%	412463	94%	95972	41%
Kasaragod	182460	181691	100%	160267	88%	33022	29%
Kollam	497558	499478	100%	454966	91%	105646	41%
Kottayam	418008	419643	100%	383949	92%	92237	42%
Kozhikode	526896	529156	100%	479790	91%	87103	33%
Malappuram	477642	488080	102%	434192	91%	63687	28%
Palakkad	437708	439777	100%	401874	92%	95770	46%
Pathanamthitta	311297	312203	100%	280626	90%	101017	48%
Thiruvananthapuram	630465	632996	100%	571292	91%	154332	43%
Thrissur	581781	588106	101%	557982	96%	152484	49%
Wayanad	128009	128297	100%	114368	89%	25406	29%
Grand Total	5922857	59,63,640	101%	54,45,692	92%	12,81,792	40%

TABLE 6. Age-Appropriate Group (18-44 Years) Coverage as on 25/05/2022 midnight

18-44 years Coverage as on 26/05/2022 at 12 AM							
District	Target	First Dose					
		1st Dose Coverage	Percentage	2nd Dose Coverage	Percentage fully vaccinated	Precaution dose	%
Alappuzha	744178	669579	90%	631332	85%	496	2%
Ernakulam	1470864	1509630	103%	1226464	83%	2013	3%
Idukki	437537	419290	96%	333235	76%	113	1%
Kannur	947964	964850	102%	827998	87%	506	1%
Kasaragod	556876	501239	90%	408697	73%	100	0%
Kollam	1054752	932283	88%	790718	75%	536	1%
Kottayam	665544	655080	98%	565950	85%	449	1%
Kozhikode	1313678	1220981	93%	965018	73%	584	1%
Malappuram	1777378	1828997	103%	1381344	78%	296	0%
Palakkad	1088327	1086011	100%	912820	84%	314	1%
Pathanamthitta	460819	443111	96%	355982	77%	734	3%
Thiruvananthapuram	1309099	1248169	95%	1061853	81%	1085	2%
Thrissur	1274465	1097597	86%	1022178	80%	1403	3%
Wayanad	361152	354471	98%	301587	84%	41	0%
Grand Total	13462633	1,29,31,288	96%	1,07,85,176	80%	8670	1%
*Among those who have taken first dose							

TABLE 7. Age-Appropriate Group (15-17 Years) Coverage as on 25/05/2022 midnight

15-17 years Coverage as on 26/05/2022 at 12 AM					
District	Target	1st Dose Coverage	Percentage	2nd Dose Coverage	Percentage fully vaccinated
Alappuzha	80832	78140	97%	61564	76%
Ernakulam	172307	114294	66%	80200	47%
Idukki	51339	36984	72%	27049	53%
Kannur	97722	100166	103%	70498	72%
Kasaragod	60496	50107	83%	32012	53%
Kollam	105234	96480	92%	67016	64%
Kottayam	85400	67666	79%	46930	55%
Kozhikode	143028	107215	75%	55654	39%
Malappuram	241212	178140	74%	75574	31%
Palakkad	132742	115170	87%	80502	61%
Pathanamthitta	48854	39917	82%	30080	62%
Thiruvananthapuram	145238	105380	73%	68191	47%
Thrissur	123540	123028	100%	91327	74%
Wayanad	29245	35916	123%	23107	79%
Grand Total	1,517,189	12,48,603	81%	8,09,704	53%

Table 8: Age appropriate group (12-14 years) Coverage as on 25/05/2022 midnight

12-14 years Coverage as on 26/05/2022 at 12 AM					
District	Target	1st Dose Coverage	Percentage	2nd Dose Coverage	Percentage fully vaccinated
Alappuzha	43284	40980	95%	17187	40%
Ernakulam	90244	44626	49%	6290	7%
Idukki	29672	17601	59%	5557	19%
Kannur	89079	34673	39%	11134	12%
Kasaragod	39968	16658	42%	2320	6%
Kollam	69984	35142	50%	7669	11%
Kottayam	55571	29003	52%	5567	10%
Kozhikode	103644	12802	12%	1551	1%
Malappuram	159652	25727	16%	4770	3%
Palakkad	75249	41304	55%	17220	23%
Pathanamthitta	33203	17450	53%	6092	18%
Thiruvananthapuram	93804	38412	41%	8850	9%
Thrissur	99789	51158	51%	17361	17%
Wayanad	27857	14018	50%	3623	13%
Grand Total	10,11,000	4,19,554	41%	1,15,191	11%

TABLE9.State Summary (18+) as on 25/05/2022 midnight

State Summary (18+) 25-05-2022 at 12 AM							
District	Target	First Dose	Percentage	Second Dose	Percentage*	Precaution Dose	Percentage
Alappuzha	1704179	1605613	94%	1511891	89%	148880	31%
Ernakulam	2954098	3109915	105%	2675141	91%	189319	24%
Idukki	869082	897344	103%	759661	87%	37506	16%
Kannur	1913861	2006910	105%	1797915	94%	128854	24%
Kasaragod	992363	971362	98%	826146	83%	44376	14%
Kollam	2093511	2070061	99%	1820760	87%	133426	24%
Kottayam	1562022	1559704	100%	1391289	89%	122956	27%
Kozhikode	2499523	2513141	101%	2126522	85%	117008	19%
Malappuram	2988358	3138695	105%	2536664	85%	95498	16%
Palakkad	2140261	2155735	101%	1891801	88%	130200	29%
Pathanamthitta	1036488	1091701	105%	935916	90%	122576	30%
Thiruvananthapuram	2675400	2709205	101%	2380635	89%	209557	26%
Thrissur	2545664	2443476	96%	2295193	90%	205476	31%
Wayanad	659698	690892	105%	609603	92%	35987	16%
Grand Total	2,66,34,508	2,69,63,754	101%	2,35,59,137	88%	1721619	24%

*Revised target population(> 18 years) as per MOHFW is 2.67 crores

*As per letter from Additional Secretary MOHFW- D O No 2317579/2021/Imm dated 15/09/2021

TABLE 10. Achievement for the day 25/05/2022 midnight

Daily achievement		25-05-2022		
District	First Dose	Second Dose	Precaution dose	Total Doses Administered
Alappuzha	826	306	117	1249
Ernakulam	14	58	271	343
Idukki	72	105	49	226
Kannur	236	94	102	432
Kasaragod	606	145	44	795
Kollam	110	50	67	227
Kottayam	40	42	153	235
Kozhikode	220	155	179	554
Malappuram	843	712	315	1870
Palakkad	61	99	88	248
Pathanamthitta	1	8	119	128
Thiruvananthapuram	32	46	280	358
Thrissur	8	30	224	262
Wayanad	54	96	24	174
Grand Total	3123	1946	2032	7101

** Vaccine stock details couldn't be downloaded from e-VIN portal as the portal is down.

TABLE11.COVID Vaccination related sites

support@cowin.gov.in https://www.cowin.gov.in/home https://dashboard.kerala.gov.in/ https://dhs.kerala.gov.in/https://aogyakeralam.gov.in/https://sha.kerala.gov.in/

TABLE10.COVID Vaccination related Helpline numbers

National/State/District	Line1	Line2	Line3
National Helpline	1075	+91 1123978046	0120 4473222
Disha	1056	04712552056	
StateCallCenter	04712309251	04712309252	04712309255
Thiruvananthapuram	9188610100	1077	
Kollam	04742797609	8589015556	
Pathanamthitta	04682222515	04682228220	
Alappuzha	04772239999		
Kottayam	04812565200	04812304800	04812581900
Idukki	18004255640	04862232220	04862233118
Ernakulam	9072303861		
Thrissur	9400066921	9400066922	9400066923
Palakkad	04912505264	04912505189	8943341439
Malappuram	04832733253	04832737858	04832733252
Kozhikode	7594001442		
Wayanad	04936202343	04936202375	9072510900
Kannur	04972700194		
Kasargod	9061076590	9061079244	9061078026