



www.health.kerala.gov.in

**COVID-19 OUTBREAK CONTROL AND PREVENTION STATE CELL
HEALTH&FAMILY WELFARE DEPARTMENT**

www.dhs.kerala.gov.in

controlroomdhskerala@gmail.com

Kerala HEALTH-COVID-19 DAILY VACCINATION BULLETIN

Date: 27/05/2022

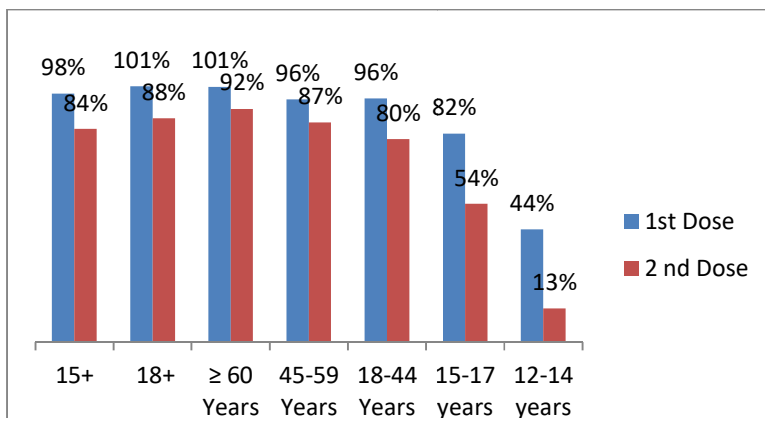
**OUR HEALTH OUR RESPONSIBILITY
VACCINE ADVISORY**

- *People who are vaccinated with Covid Vaccine are reported to have reduced Covid related ICU admissions, serious disease and death.*
- *Early vaccination is useful to safeguard our life from this deadly disease.*
- *Vaccination sessions are planned as per the availability of vaccine. All are requested to cooperate.*
- *After receiving the first dose, second dose of Covishield vaccine is to be taken between 12–16weeks and second dose of Covaxin between 4-6 weeks.*
- *Covid vaccination is currently available to all above 15 years. Children in 15-18 age group will get Covaxin.*
- *Health Staffs, Frontline workers and people above 60 years with co-morbidities will get precaution dose after 9 months or 39 weeks from the second dose. The Same vaccine administered as first and second dose is to be taken as precaution dose. People above 60 years with co-morbidities should take medical advice before receiving precaution dose.*
- *Vaccination is available free of cost in all Government covid vaccination centers, and at a nominal rate (as per the Gol order F.No.2079203/2021/Immunization) in selected private Hospitals.*
- ***ENSURE ALL YOUR ELIGIBLE FAMILY MEMBERS ARE PROTECTED BY RECEIVING ANY OF THE AVAILABLE COVID VACCINE.***
- ***“BOTH COVAXIN AND COVISHIELD ARE EQUALLY EFFECTIVE AND SAFE”***
- ***“BE FULLY PROTECTED – GET THE SECOND DOSE AT YOUR SCHEDULED TIME”***

ANALYSIS


COVID-19 mass vaccinations are showing signs of preventing illness and steep decline in cases and hospital admissions in countries which done vaccination. Kerala started its vaccination for health care workers from January 16, 2021. The COVID-19 Vaccines Operational Guidelines issued by the Ministry of Health and Family Welfare, Govt. of India, 28th December 2020 and all subsequent Guidelines issued by Ministry of Health and Family Welfare, Govt of India are followed at the sites and all vaccination lanes

Summary of COVID Vaccine Administered as on 27/05/2022 midnight



- 98%** of eligible population vaccinated with a single dose till May 27
- 84%** of eligible population vaccinated with double dose till May 27
- State has vaccinated about **82%** of children aged 15 - 17 years with a single dose

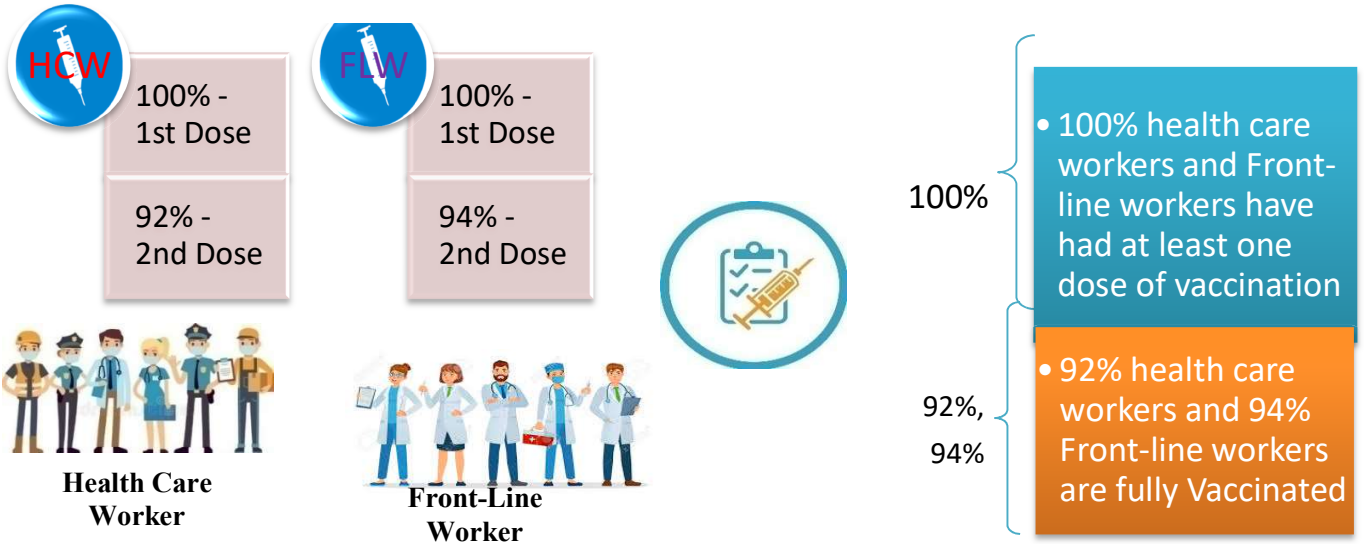
Time Line of Vaccination Coverage



Kerala began administration of COVID 19 Vaccines on 16th January, 2021. As of 27th May 2022, Kerala has administered over 54 million doses overall, including first and second doses of vaccines.

Over 98 per cent of the eligible population (15 + years) in Kerala has been administered the first dose of the Covid-19 vaccine. The state has achieved the target within 498 days since the beginning of the vaccination drive on January 16, 2021

Health Care Workers & Front-line Workers Vaccinated



Are You Vaccinated? You Still Need to Practice: SMS

- Even after vaccination, follow COVID appropriate behavior
- Practice Social Distancing and greet without physical contact
- Always wear clean face mask
- Wash your hands thoroughly and frequently or use hand sanitizer
- Follow the current COVID 19 guidelines to prevent further spread
- Stay Safe. Stay Strong. Get Vaccinated



Even After Getting Vaccinated Keep Taking Precautions to Protect Your Self



GET VACCINATED



WASH YOUR HANDS



WEAR A MASK



KEEP YOUR DISTANCE

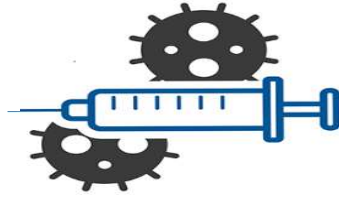
The Race Towards Full Vaccination - Weekly Trend

14th – 20th May 2022

Kerala Administered over

1.31 Lakh

COVID Vaccine Doses during 14th to 20th May, 2022



From 14th – 20th May 2022 on average

0.19 lakh

doses were administered daily.

Average Doses Administered Per day per week (in 1000)



Trend in average per day vaccination (in 1000) for the last two weeks



Race Against Time – Vaccination Quarterly Status

(Q1:16th Jan-Mar, Q2: Apr-June, Q3: July-Sep, Q4: Oct - Dec)

Daily Average Doses Administered per Quarter

In the first Quarter, only 42201 first doses and 5324 second doses were administered daily on average. During the second, third and fourth quarters, the daily vaccination of the first and second doses increased significantly.



Vaccination Achievement per Quarter

In the third quarter of the immunization drive, 52% of the eligible population (18 + age) in Kerala were given the first dose and 29% the second dose.

■ Q1 ■ Q2 ■ Q3

First Dose

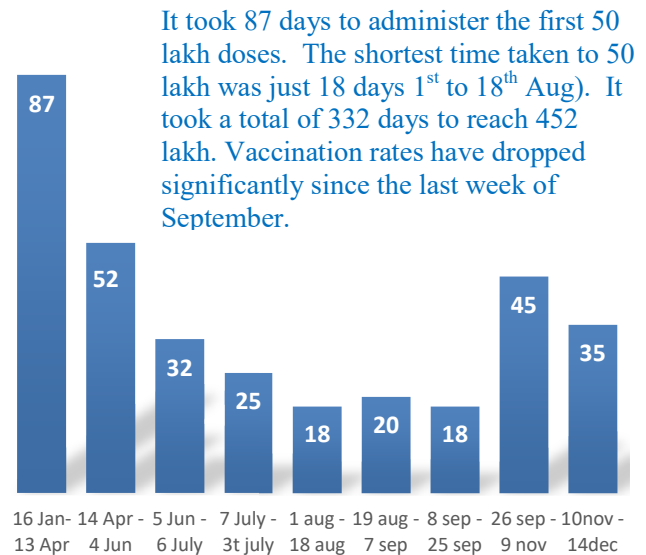


Second Dose



Dose Progression

The chart shows the days taken for total COVID-19 Vaccination doses (both first and second) in Kerala to cross every 50 lakh dose mark



Vaccine Administered per Day and 7 days Moving Average in Last Quarter (Oct -Dec)

The seven-day moving average of daily doses in the last quarter showed a peak on December 2nd and continued to fluctuate thereafter



Important Message to the Public

- a. *Infection or infection rate is only a part and disease manifestation of disease is to be monitored*
- b. *Fatality among vaccinated people is very less. Disease severity among vaccinated people is less.*
- c. *People with comorbidity should be careful. Once detected covid positive they should get admitted and do not stay at home.*
- d. *Death among non-vaccinated people, especially people with comorbidity is because of late arrival in hospitals*
- e. *Diabetes and Hypertension together is the most common cause of patient death if they arrive late.*
- f. *Vaccinated people, only if symptomatic are advised to consult Doctor.*
- g. *Non Vaccinated people, if symptomatic, may do RTPCR test*
- h. *Antigen testing is only for emergency purpose*
- i. *Non vaccinated people with co-morbidities to do testing by RTPCR and consult doctor*
- j. *Repeat RTPCR is not needed among the people who are detected COVID positive in the previous 2 months*
- k. *All young person detected positive and at home isolation should do glucose test*

TABLE1.Total Vaccination done in the State as on 27/05/2022 midnight

State Summary (15+ years)-Total doses administered till 28/05/2022 at 12 AM								
District	Target	First Dose	Percent age	Second Dose	Percentage*	Precaution Dose	Percentage	Total doses administered
Alappuzha	1829568	1727301	94%	1592785	87%	150031	30%	34,70,117
Ernakulam	3217878	3279835	102%	2766095	86%	192371	23%	62,38,301
Idukki	950762	954334	100%	793965	84%	37783	15%	17,86,082
Kannur	2100307	2147529	102%	1882982	90%	129561	24%	41,60,072
Kasaragod	1092141	1041632	95%	861637	79%	44534	14%	19,47,803
Kollam	2268371	2208041	97%	1898472	84%	134049	24%	42,40,562
Kottayam	1704500	1659380	97%	1446335	85%	123886	27%	32,29,601
Kozhikode	2746273	2645628	96%	2185399	80%	117582	18%	49,48,609
Malappuram	3386535	3347826	99%	2621755	77%	96340	15%	60,65,921
Palakkad	2349082	2314293	99%	1992324	85%	131567	28%	44,38,184
Pathanamthitta	1118564	1151313	103%	974205	87%	123408	30%	22,48,926
Thiruvananthapuram	2914006	2863961	98%	2462939	85%	210602	25%	55,37,502
Thrissur	2767777	2624801	95%	2407172	87%	206123	30%	52,38,096
Wayanad	716933	741824	103%	636976	89%	36197	15%	14,14,997
Grand Total	29,162,697	2,87,07,698	98%	2,45,23,041	84%	17,34,034	23%	5,49,64,773

TABLE2.Covid-19 Vaccination Center Functional in the State as on 27/05/2022 midnight(28/05/2022 12AM)

DISTRICTS	12+	15+	18+	Total
Alappuzha	84	0	5	89
Ernakulam	87	30	33	150
Idukki	13	8	6	27
Kannur	110	8	24	142
Kasaragod	47	47	51	145
Kollam	57	12	12	81
Kottayam	16	20	23	59
Kozhikode	96	10	19	125
Malappuram	37	24	28	89
Palakkad	27	16	27	70
Pathanamthitta	64	22	25	111
Thiruvananthapuram	123	123	10	256
Thrissur	37	28	21	86
Wayanad	3	2	5	10
GrandTotal	801	350	289	1440

TABLE3. Health Care Workers Coverage as on 27/05/2022 midnight

<i>DISTRICT</i>	<i>1st DOSE</i>	<i>2nd Dose</i>	<i>% fully vaccinated</i>	<i>Precaution dose</i>	<i>Precaution dose (%) *</i>
Alappuzha	29022	27225	94%	13438	53%
Ernakulam	85566	75804	89%	31206	44%
Idukki	13555	13006	96%	5743	48%
Kannur	40388	37535	93%	18166	52%
Kasaragod	11610	10813	93%	4794	48%
Kollam	36040	33815	94%	14903	49%
Kottayam	38706	36300	94%	16728	50%
Kozhikode	52735	47954	91%	17846	41%
Malappuram	44834	41991	94%	17448	47%
Palakkad	34674	32011	92%	15545	53%
Pathanamthitta	29337	25078	85%	11626	50%
Thiruvananthapuram	73427	66391	90%	26809	44%
Thrissur	51910	49188	95%	26258	57%
Wayanad	13978	13288	95%	6360	51%
Grand Total	555782	510399	92%	226870	48%

1st Dose coverage for HCW is 100%

*Proportion of beneficiaries who are eligible (completed 9 months after 2nd dose)

TABLE4. Frontline workers Coverage as on 27/05/2022 midnight

<i>DISTRICT</i>	<i>1st dose</i>	<i>2nd Dose</i>	<i>% fully vaccinated</i>	<i>Precaution dose</i>	<i>Precaution dose(%) *</i>
Alappuzha	39128	36744	94%	12960	38%
Ernakulam	54934	50336	92%	17961	39%
Idukki	22995	21339	93%	5284	28%
Kannur	41382	39964	97%	12257	33%
Kasaragod	24615	22476	91%	6194	30%
Kollam	42235	38831	92%	10178	29%
Kottayam	32141	30599	95%	10811	38%
Kozhikode	55273	52552	95%	9159	19%
Malappuram	53914	51266	95%	13013	28%
Palakkad	48097	45535	95%	16115	38%
Pathanamthitta	25250	22529	89%	6975	34%
Thiruvananthapuram	73001	67618	93%	21160	36%
Thrissur	41908	40731	97%	17502	46%
Wayanad	17021	16094	95%	3977	27%
Grand Total	571894	536614	94%	163546	33%

1st Dose coverage for FLW is 100%

*Proportion of beneficiaries who are eligible (completed 9 months after 2nd dose)

TABLE5.Age-Appropriate Group (45-59 Years) Coverage as on 27/05/2022 midnight

Table 5: Age appropriate group (45-59 years) coverage							
45-59 years Coverage as on		28/05/2022		at 12 AM			
District	Target	1st Dose Coverage	Percentage	2nd Dose Coverage	Percentage fully vaccinated	Precaution dose	%
Alappuzha	535436	438894	82%	416005	78%	2198	1%
Ernakulam	809349	783599	97%	702324	87%	9390	4%
Idukki	237564	246950	104%	219121	92%	434	0%
Kannur	527295	515837	98%	480014	91%	2090	1%
Kasaragod	253027	252210	100%	223925	88%	298	0%
Kollam	541201	560032	103%	502471	93%	2289	1%
Kottayam	478470	414139	87%	374535	78%	2879	2%
Kozhikode	658949	655011	99%	581260	88%	2463	1%
Malappuram	733338	722896	99%	628039	86%	1243	1%
Palakkad	614226	547181	89%	499633	81%	2662	2%
Pathanamthitta	264372	281809	107%	251716	95%	2345	2%
Thiruvananthapuram	735836	681618	93%	613502	83%	6468	2%
Thrissur	689418	663957	96%	625121	91%	8057	4%
Wayanad	170537	177125	104%	164273	96%	234	0%
Grand Total	7249018	69,41,258	96%	62,81,939	87%	43050	2%

TABLE6.Age-Appropriate Group (≥60 Years) Coverage as on 27/05/2022midnight

Table 6: Age appropriate group (≥ 60 years) coverage							
≥ 60 years Coverage as on		28/05/2022		at 12 AM			
District	Target	1st Dose Coverage	Percentage	2nd Dose Coverage	Percentage fully vaccinated	Precaution dose	%
Alappuzha	424565	428996	101%	400655	94%	120758	49%
Ernakulam	673885	676211	100%	620365	92%	131603	35%
Idukki	193981	194557	100%	172990	89%	26186	24%
Kannur	438602	444462	101%	412500	94%	96494	40%
Kasaragod	182460	181692	100%	160274	88%	33135	29%
Kollam	497558	499479	100%	454987	91%	106073	41%
Kottayam	418008	419646	100%	383976	92%	92949	41%
Kozhikode	526896	529159	100%	479823	91%	87415	32%
Malappuram	477642	488084	102%	434257	91%	64284	28%
Palakkad	437708	439782	100%	401915	92%	96896	46%
Pathanamthitta	311297	312211	100%	280645	90%	101666	48%
Thiruvananthapuram	630465	633001	100%	571308	91%	154656	43%
Thrissur	581781	588107	101%	557993	96%	152785	48%
Wayanad	128009	128298	100%	114377	89%	25575	28%
Grand Total	5922857	59,63,685	101%	54,46,065	92%	12,90,475	40%

TABLE 6. Age-Appropriate Group (18-44 Years) Coverage as on 27/05/2022 midnight

18-44 years Coverage as on 28/05/2022 at 12 AM							
District	Target	First Dose					
		1st Dose Coverage	Percentage	2nd Dose Coverage	Percentage fully vaccinated	Precaution dose	%
Alappuzha	744178	669620	90%	631574	85%	677	2%
Ernakulam	1470864	1509796	103%	1227454	83%	2211	3%
Idukki	437537	419323	96%	333448	76%	136	1%
Kannur	947964	964928	102%	828483	87%	554	1%
Kasaragod	556876	501297	90%	409019	73%	113	0%
Kollam	1054752	932360	88%	791143	75%	606	1%
Kottayam	665544	655151	98%	566350	85%	519	1%
Kozhikode	1313678	1221116	93%	965463	73%	699	1%
Malappuram	1777378	1829232	103%	1382857	78%	352	0%
Palakkad	1088327	1086068	100%	913412	84%	349	1%
Pathanamthitta	460819	443157	96%	356273	77%	796	3%
Thiruvananthapuram	1309099	1248349	95%	1062788	81%	1509	2%
Thrissur	1274465	1097626	86%	1022370	80%	1521	3%
Wayanad	361152	354500	98%	301709	84%	51	0%
Grand Total	13462633	1,29,32,523	96%	1,07,92,343	80%	10093	2%
*Among those who have taken first dose							

TABLE 7. Age-Appropriate Group (15-17 Years) Coverage as on 27/05/2022 midnight

15-17 years Coverage as on 28/05/2022 at 12 AM					
District	Target	1st Dose Coverage	Percentage	2nd Dose Coverage	Percentage fully vaccinated
Alappuzha	80832	78386	97%	61797	76%
Ernakulam	172307	115671	67%	82238	48%
Idukki	51339	37382	73%	27539	54%
Kannur	97722	100435	103%	71031	73%
Kasaragod	60496	50660	84%	32509	54%
Kollam	105234	97011	92%	67850	64%
Kottayam	85400	68187	80%	47785	56%
Kozhikode	143028	107802	75%	56242	39%
Malappuram	241212	179264	74%	77749	32%
Palakkad	132742	115455	87%	81065	61%
Pathanamthitta	48854	40087	82%	30438	62%
Thiruvananthapuram	145238	109227	75%	71812	49%
Thrissur	123540	123471	100%	92077	75%
Wayanad	29245	36042	123%	23308	80%
Grand Total	1,517,189	12,59,080	82%	8,23,440	54%

Table 8: Age appropriate group (12-14 years) Coverage as on 27/05/2022 midnight

12-14 years Coverage as on 28/05/2022 at 12 AM					
District	Target	1st Dose Coverage	Percentage	2nd Dose Coverage	Percentage fully vaccinated
Alappuzha	43284	43255	100%	18785	43%
Ernakulam	90244	54058	60%	7574	8%
Idukki	29672	19572	66%	6522	22%
Kannur	89079	40097	45%	13455	15%
Kasaragod	39968	19548	49%	2621	7%
Kollam	69984	40884	58%	9375	13%
Kottayam	55571	31410	57%	6790	12%
Kozhikode	103644	24532	24%	2105	2%
Malappuram	159652	29602	19%	5596	4%
Palakkad	75249	43036	57%	18753	25%
Pathanamthitta	33203	19462	59%	7526	23%
Thiruvananthapuram	93804	45338	48%	9520	10%
Thrissur	99789	57822	58%	19692	20%
Wayanad	27857	14860	53%	3927	14%
Grand Total	10,11,000	4,83,476	48%	1,32,241	13%

TABLE9.State Summary (18+) as on 27/05/2022 midnight

State Summary (18+) 25-05-2022 at 12 AM							
District	Target	First Dose	Percentage	Second Dose	Percentage*	Precaution Dose	Percentage
Alappuzha	1704179	1605660	94%	1512203	89%	150031	30%
Ernakulam	2954098	3110106	105%	2676283	91%	192371	23%
Idukki	869082	897380	103%	759904	87%	37783	15%
Kannur	1913861	2006997	105%	1798496	94%	129561	24%
Kasaragod	992363	971424	98%	826507	83%	44534	14%
Kollam	2093511	2070146	99%	1821247	87%	134049	24%
Kottayam	1562022	1559783	100%	1391760	89%	123886	27%
Kozhikode	2499523	2513294	101%	2127052	85%	117582	18%
Malappuram	2988358	3138960	105%	2538410	85%	96340	15%
Palakkad	2140261	2155802	101%	1892506	88%	131567	28%
Pathanamthitta	1036488	1091764	105%	936241	90%	123408	30%
Thiruvananthapuram	2675400	2709396	101%	2381607	89%	210602	25%
Thrissur	2545664	2443508	96%	2295403	90%	206123	30%
Wayanad	659698	690922	105%	609741	92%	36197	15%
Grand Total	2,66,34,508	2,69,65,142	101%	2,35,67,360	88%	1734034	23%

*Revised target population(> 18 years) as per MOHFW is 2.67 crores

*As per letter from Additional Secretary MOHFW- D O No 2317579/2021/Imm dated 15/09/2021

TABLE 10. Achievement for the day 27/05/2022 midnight

Daily achievement		25-05-2022		
District	First Dose	Second Dose	Precaution dose	Total Doses Administered
Alappuzha	1414	1334	546	3294
Ernakulam	6580	2733	1085	10398
Idukki	1438	1095	177	2710
Kannur	3699	1940	330	5969
Kasaragod	1543	307	43	1893
Kollam	4414	1633	371	6418
Kottayam	1395	1178	511	3084
Kozhikode	7083	985	297	8365
Malappuram	3186	2927	509	6622
Palakkad	1582	2013	1012	4607
Pathanamthitta	1363	1228	351	2942
Thiruvananthapuram	4810	1404	635	6849
Thrissur	2743	1766	370	4879
Wayanad	854	537	160	1551
Grand Total	42104	21080	6397	69581

** Vaccine stock details couldn't be downloaded from e-VIN portal as the portal is down.

TABLE11.COVID Vaccination related sites

support@cowin.gov.in https://www.cowin.gov.in/home https://dashboard.kerala.gov.in/ https://dhs.kerala.gov.in/https://aogyakeralam.gov.in/https://sha.kerala.gov.in/

TABLE10.COVID Vaccination related Helpline numbers

National/State/District	Line1	Line2	Line3
National Helpline	1075	+91 1123978046	0120 4473222
Disha	1056	04712552056	
StateCallCenter	04712309251	04712309252	04712309255
Thiruvananthapuram	9188610100	1077	
Kollam	04742797609	8589015556	
Pathanamthitta	04682222515	04682228220	
Alappuzha	04772239999		
Kottayam	04812565200	04812304800	04812581900
Idukki	18004255640	04862232220	04862233118
Ernakulam	9072303861		
Thrissur	9400066921	9400066922	9400066923
Palakkad	04912505264	04912505189	8943341439
Malappuram	04832733253	04832737858	04832733252
Kozhikode	7594001442		
Wayanad	04936202343	04936202375	9072510900
Kannur	04972700194		
Kasargod	9061076590	9061079244	9061078026