



കേരള സർക്കാർ

www.health.kerala.gov.in

**COVID-19 OUTBREAK CONTROL AND PREVENTION STATE CELL
HEALTH&FAMILY WELFARE DEPARTMENT**

controlroomdhskerala@gmail.com

www.dhs.kerala.gov.in

Kerala HEALTH-COVID-19 DAILY VACCINATION BULLETIN

Date: 29/05/2022

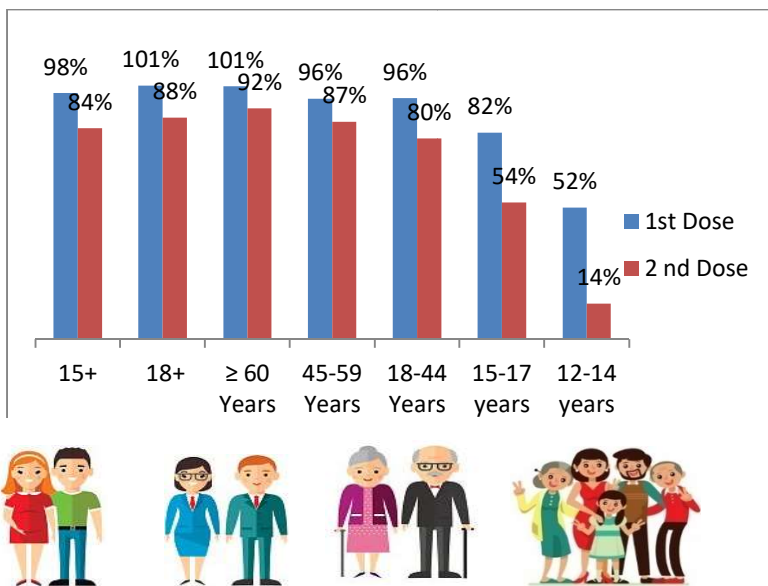
**OUR HEALTH OUR RESPONSIBILITY
VACCINE ADVISORY**

- *People who are vaccinated with Covid Vaccine are reported to have reduced Covid related ICU admissions, serious disease and death.*
- *Early vaccination is useful to safeguard our life from this deadly disease.*
- *Vaccination sessions are planned as per the availability of vaccine. All are requested to cooperate.*
- *After receiving the first dose, second dose of Covishield vaccine is to be taken between 12–16weeks and second dose of Covaxin between 4-6 weeks.*
- *Covid vaccination is currently available to all above 15 years. Children in 15-18 age group will get Covaxin.*
- *Health Staffs, Frontline workers and people above 60 years with co-morbidities will get precaution dose after 9 months or 39 weeks from the second dose. The Same vaccine administered as first and second dose is to be taken as precaution dose. People above 60 years with co-morbidities should take medical advice before receiving precaution dose.*
- *Vaccination is available free of cost in all Government covid vaccination centers, and at a nominal rate (as per the Gol order F.No.2079203/2021/Immunization) in selected private Hospitals.*
- ***ENSURE ALL YOUR ELIGIBLE FAMILY MEMBERS ARE PROTECTED BY RECEIVING ANY OF THE AVAILABLE COVID VACCINE.***
- ***“BOTH COVAXIN AND COVISHIELD ARE EQUALLY EFFECTIVE AND SAFE”***
- ***“BE FULLY PROTECTED – GET THE SECOND DOSE AT YOUR SCHEDULED TIME”***

ANALYSIS


COVID-19 mass vaccinations are showing signs of preventing illness and steep decline in cases and hospital admissions in countries which done vaccination. Kerala started its vaccination for health care workers from January 16, 2021. The COVID-19 Vaccines Operational Guidelines issued by the Ministry of Health and Family Welfare, Govt. of India, 28th December 2020 and all subsequent Guidelines issued by Ministry of Health and Family Welfare, Govt of India are followed at the sites and all vaccination lanes

Summary of COVID Vaccine Administered as on 29/05/2022 midnight



- 98%** of eligible population vaccinated with a single dose till May 29
- 84%** of eligible population vaccinated with double dose till May 29
- State has vaccinated about **82%** of children aged 15 - 17 years with a single dose

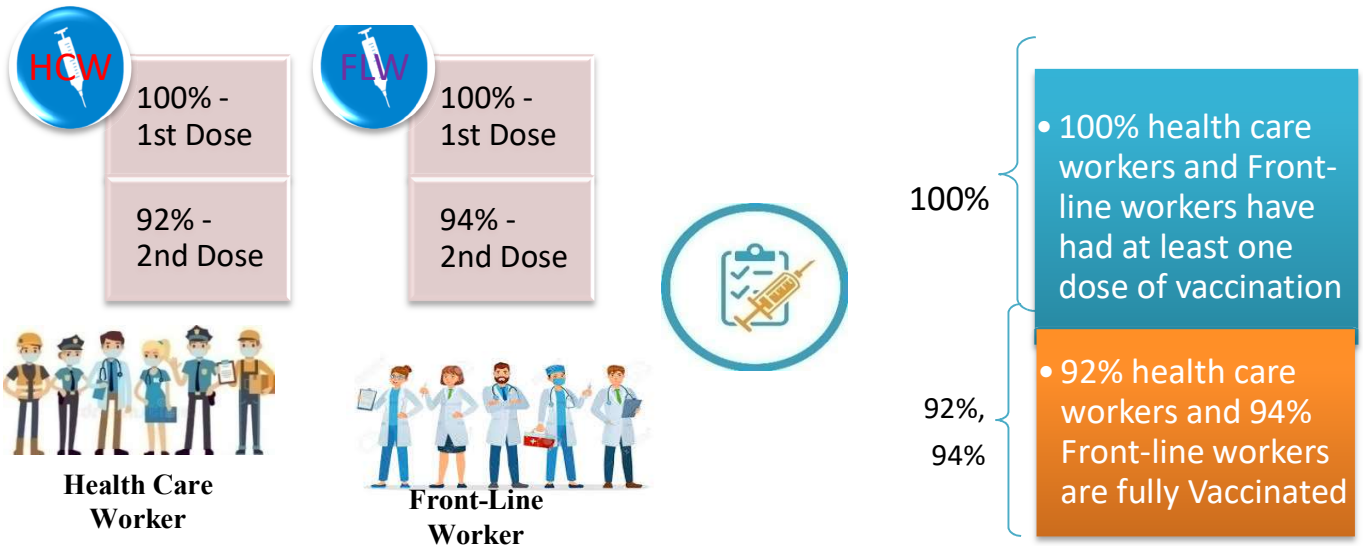
Time Line of Vaccination Coverage



Kerala began administration of COVID 19 Vaccines on 16th January, 2021. As of 29th May 2022, Kerala has administered over 54 million doses overall, including first and second doses of vaccines.

Over 98 per cent of the eligible population (15 + years) in Kerala has been administered the first dose of the Covid-19 vaccine. The state has achieved the target within 498 days since the beginning of the vaccination drive on January 16, 2021

Health Care Workers & Front-line Workers Vaccinated



Are You Vaccinated? You Still Need to Practice: SMS

- Even after vaccination, follow COVID appropriate behavior
- Practice Social Distancing and greet without physical contact
- Always wear clean face mask
- Wash your hands thoroughly and frequently or use hand sanitizer
- Follow the current COVID 19 guidelines to prevent further spread
- Stay Safe. Stay Strong. Get Vaccinated



Even After Getting Vaccinated Keep Taking Precautions to Protect Your Self



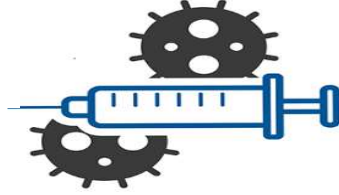
The Race Towards Full Vaccination - Weekly Trend

21st – 27th May 2022

Kerala Administered over

7.4 Lakh

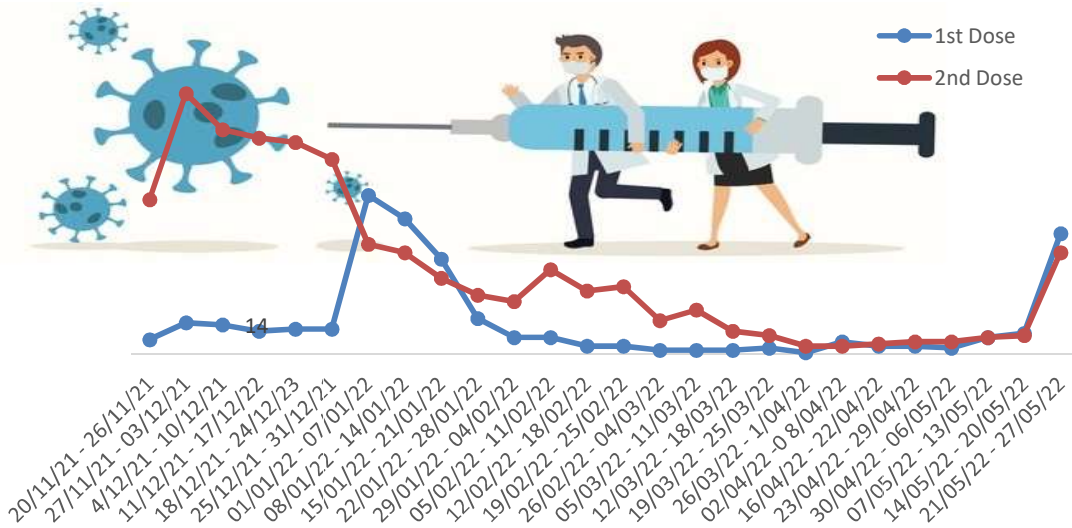
COVID Vaccine Doses during 21st to 27th May, 2022



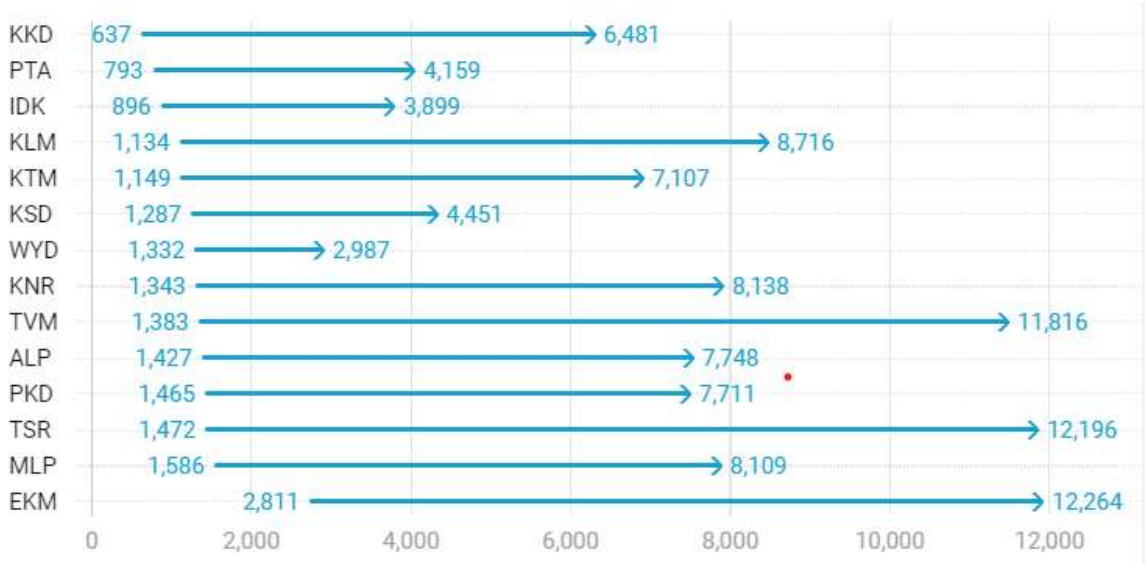
From 21st to 27th May 2022 on average

1.06 lakh doses were administered daily.

Average Doses Administered Per day per week (in 1000)



Trend in average per day vaccination (in 1000) for the last two weeks



Race Against Time – Vaccination Quarterly Status

(Q1:16th Jan-Mar, Q2: Apr-June, Q3: July-Sep, Q4: Oct - Dec)

Daily Average Doses Administered per Quarter

In the first Quarter, only 42201 first doses and 5324 second doses were administered daily on average. During the second, third and fourth quarters, the daily vaccination of the first and second doses increased significantly.



Vaccination Achievement per Quarter

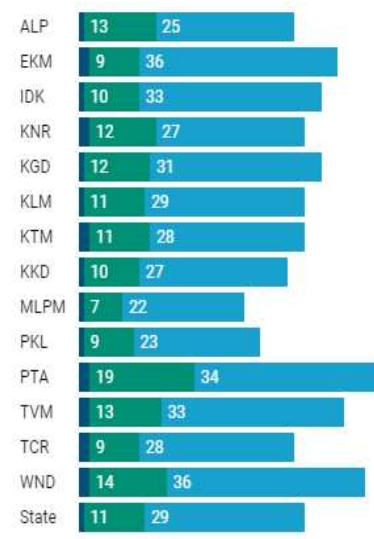
In the third quarter of the immunization drive, 52% of the eligible population (18 + age) in Kerala were given the first dose and 29% the second dose.

■ Q1 ■ Q2 ■ Q3

First Dose

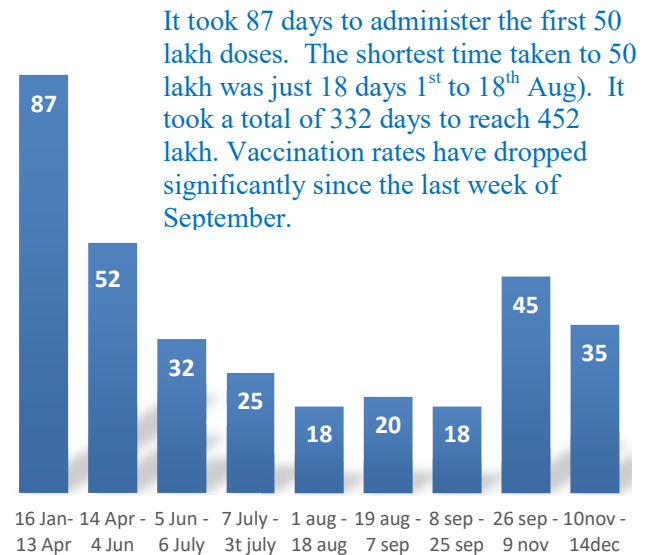


Second Dose



Dose Progression

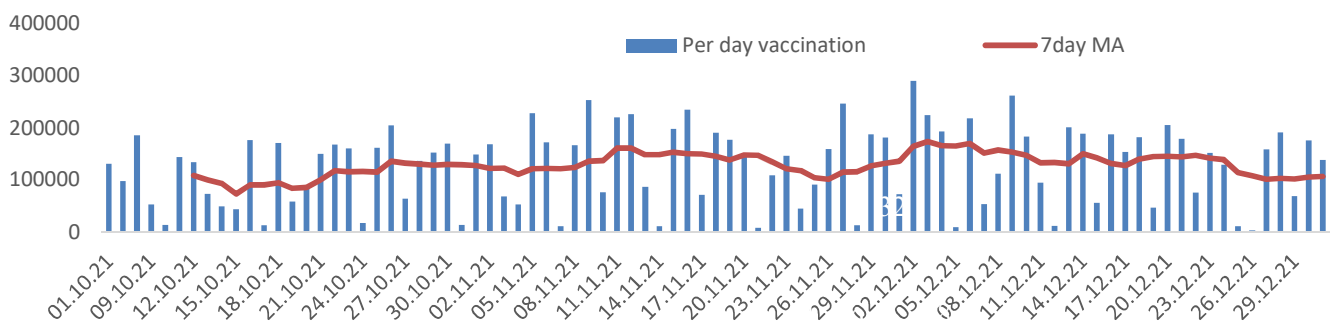
The chart shows the days taken for total COVID-19 Vaccination doses (both first and second) in Kerala to cross every 50 lakh dose mark



It took 87 days to administer the first 50 lakh doses. The shortest time taken to 50 lakh was just 18 days 1st to 18th Aug). It took a total of 332 days to reach 452 lakh. Vaccination rates have dropped significantly since the last week of September.

Vaccine Administered per Day and 7 days Moving Average in Last Quarter (Oct -Dec)

The seven-day moving average of daily doses in the last quarter showed a peak on December 2nd and continued to fluctuate thereafter



Important Message to the Public

- a. *Infection or infection rate is only a part and disease manifestation of disease is to be monitored*
- b. *Fatality among vaccinated people is very less. Disease severity among vaccinated people is less.*
- c. *People with comorbidity should be careful. Once detected covid positive they should get admitted and do not stay at home.*
- d. *Death among non-vaccinated people, especially people with comorbidity is because of late arrival in hospitals*
- e. *Diabetes and Hypertension together is the most common cause of patient death if they arrive late.*
- f. *Vaccinated people, only if symptomatic are advised to consult Doctor.*
- g. *Non Vaccinated people, if symptomatic, may do RTPCR test*
- h. *Antigen testing is only for emergency purpose*
- i. *Non vaccinated people with co-morbidities to do testing by RTPCR and consult doctor*
- j. *Repeat RTPCR is not needed among the people who are detected COVID positive in the previous 2 months*
- k. *All young person detected positive and at home isolation should do glucose test*

TABLE1.Total Vaccination done in the State as on 29/05/2022 midnight

State Summary (15+ years)-Total doses administered till 30/05/2022 at 12 AM								
District	Target	First Dose	Percent age	Second Dose	Percentage*	Precaution Dose	Percentage	Total doses administered
Alappuzha	1829568	1729147	95%	1595073	87%	150342	30%	34,74,562
Ernakulam	3217878	3284686	102%	2768019	86%	193398	23%	62,46,103
Idukki	950762	955231	101%	794499	84%	37939	15%	17,87,669
Kannur	2100307	2150607	102%	1884662	90%	129829	23%	41,65,098
Kasaragod	1092141	1044014	96%	862984	79%	44711	14%	19,51,709
Kollam	2268371	2213283	98%	1900853	84%	134284	23%	42,48,420
Kottayam	1704500	1660422	98%	1447558	85%	124195	26%	32,32,175
Kozhikode	2746273	2654241	97%	2187573	80%	118120	18%	49,59,934
Malappuram	3386535	3350784	99%	2623386	77%	96668	15%	60,70,838
Palakkad	2349082	2315750	99%	1993564	85%	131774	28%	44,41,088
Pathanamthitta	1118564	1152151	103%	974967	87%	123616	29%	22,50,734
Thiruvananthapuram	2914006	2872580	99%	2466900	85%	211344	24%	55,50,824
Thrissur	2767777	2629345	95%	2410021	87%	206717	30%	52,46,083
Wayanad	716933	742177	104%	637295	89%	36301	15%	14,15,773
Grand Total	29,162,697	2,87,54,418	98%	2,45,47,354	84%	17,39,238	23%	5,50,41,010

TABLE2.Covid-19 Vaccination Center Functional in the State as on 29/05/2022 midnight(30/05/2022 12AM)

DISTRICTS	12+	15+	18+	Total
Alappuzha	0	0	2	2
Ernakulam	0	0	9	9
Idukki	0	0	0	0
Kannur	0	0	3	3
Kasaragod	0	0	1	1
Kollam	0	0	2	2
Kottayam	0	0	1	1
Kozhikode	0	0	4	4
Malappuram	1	1	1	3
Palakkad	0	0	2	2
Pathanamthitta	0	0	2	2
Thiruvananthapuram	0	0	12	12
Thrissur	0	1	7	8
Wayanad	0	0	1	1
GrandTotal	1	2	47	50

TABLE3. Health Care Workers Coverage as on 29/05/2022 midnight

<i>DISTRICT</i>	<i>1st DOSE</i>	<i>2nd Dose</i>	<i>% fully vaccinated</i>	<i>Precaution dose</i>	<i>Precaution dose (%) *</i>
Alappuzha	29022	27225	94%	13450	53%
Ernakulam	85566	75803	89%	31231	45%
Idukki	13555	13006	96%	5785	48%
Kannur	40388	37535	93%	18177	51%
Kasaragod	11610	10814	93%	4803	48%
Kollam	36040	33815	94%	14915	49%
Kottayam	38706	36300	94%	16741	50%
Kozhikode	52735	47955	91%	17875	41%
Malappuram	44834	41992	94%	17467	47%
Palakkad	34674	32011	92%	15563	53%
Pathanamthitta	29337	25078	85%	11631	50%
Thiruvananthapuram	73427	66391	90%	26820	44%
Thrissur	51910	49188	95%	26271	57%
Wayanad	13978	13288	95%	6370	51%
Grand Total	555782	510401	92%	227099	48%

1st Dose coverage for HCW is 100%

*Proportion of beneficiaries who are eligible (completed 9 months after 2nd dose)

TABLE4. Frontline workers Coverage as on 29/05/2022 midnight

<i>DISTRICT</i>	<i>1st dose</i>	<i>2nd Dose</i>	<i>% fully vaccinated</i>	<i>Precaution dose</i>	<i>Precaution dose(%) *</i>
Alappuzha	39128	36744	94%	12965	38%
Ernakulam	54934	50337	92%	17991	39%
Idukki	22995	21340	93%	5292	28%
Kannur	41382	39965	97%	12266	33%
Kasaragod	24615	22478	91%	6215	30%
Kollam	42235	38831	92%	10193	29%
Kottayam	32141	30599	95%	10815	38%
Kozhikode	55273	52552	95%	9189	19%
Malappuram	53914	51266	95%	13054	28%
Palakkad	48097	45536	95%	16138	38%
Pathanamthitta	25250	22529	89%	6982	34%
Thiruvananthapuram	73001	67621	93%	21193	36%
Thrissur	41908	40731	97%	17512	46%
Wayanad	17021	16094	95%	3981	27%
Grand Total	571894	536623	94%	163786	33%

1st Dose coverage for FLW is 100%

*Proportion of beneficiaries who are eligible (completed 9 months after 2nd dose)

TABLE5.Age-Appropriate Group (45-59 Years) Coverage as on 29/05/2022 midnight

Table 5: Age appropriate group (45-59 years) coverage							
45-59 years Coverage as on		30/05/2022		at 12 AM			
District	Target	1st Dose Coverage	Percentage	2nd Dose Coverage	Percentage fully vaccinated	Precaution dose	%
Alappuzha	535436	438897	82%	416011	78%	2230	1%
Ernakulam	809349	783604	97%	702335	87%	9687	4%
Idukki	237564	246953	104%	219121	92%	449	0%
Kannur	527295	515838	98%	480025	91%	2135	1%
Kasaragod	253027	252217	100%	223949	89%	310	0%
Kollam	541201	560035	103%	502483	93%	2332	1%
Kottayam	478470	414140	87%	374540	78%	2955	2%
Kozhikode	658949	655021	99%	581303	88%	2533	1%
Malappuram	733338	722904	99%	628074	86%	1273	1%
Palakkad	614226	547184	89%	499639	81%	2713	2%
Pathanamthitta	264372	281812	107%	251724	95%	2375	2%
Thiruvananthapuram	735836	681623	93%	613510	83%	6659	2%
Thrissur	689418	663959	96%	625126	91%	8290	4%
Wayanad	170537	177125	104%	164278	96%	246	0%
Grand Total	7249018	69,41,312	96%	62,82,118	87%	44187	2%

TABLE6.Age-Appropriate Group (≥60 Years) Coverage as on 29/05/2022midnight

Table 6: Age appropriate group (≥ 60 years) coverage							
≥ 60 years Coverage as on		30/05/2022		at 12 AM			
District	Target	1st Dose Coverage	Percentage	2nd Dose Coverage	Percentage fully vaccinated	Precaution dose	%
Alappuzha	424565	428997	101%	400664	94%	120979	48%
Ernakulam	673885	676212	100%	620377	92%	132015	35%
Idukki	193981	194558	100%	172992	89%	26254	24%
Kannur	438602	444463	101%	412519	94%	96644	40%
Kasaragod	182460	181695	100%	160289	88%	33247	28%
Kollam	497558	499479	100%	454988	91%	106170	41%
Kottayam	418008	419649	100%	383979	92%	93114	41%
Kozhikode	526896	529165	100%	479840	91%	87744	32%
Malappuram	477642	488088	102%	434271	91%	64488	28%
Palakkad	437708	439783	100%	401917	92%	96969	46%
Pathanamthitta	311297	312211	100%	280649	90%	101779	48%
Thiruvananthapuram	630465	633001	100%	571314	91%	154802	42%
Thrissur	581781	588115	101%	558005	96%	152987	48%
Wayanad	128009	128299	100%	114377	89%	25643	28%
Grand Total	5922857	59,63,715	101%	54,46,181	92%	12,92,835	39%

TABLE 6. Age-Appropriate Group (18-44 Years) Coverage as on 29/05/2022 midnight

18-44 years Coverage as on 30/05/2022 at 12 AM							
District	Target	First Dose					
		1st Dose Coverage	Percentage	2nd Dose Coverage	Percentage fully vaccinated	Precaution dose	%
Alappuzha	744178	669659	90%	631835	85%	718	2%
Ernakulam	1470864	1509862	103%	1227760	83%	2474	3%
Idukki	437537	419339	96%	333532	76%	159	1%
Kannur	947964	964955	102%	828620	87%	607	1%
Kasaragod	556876	501362	90%	409329	74%	136	0%
Kollam	1054752	932380	88%	791247	75%	674	1%
Kottayam	665544	655173	98%	566453	85%	570	1%
Kozhikode	1313678	1221274	93%	965993	74%	779	1%
Malappuram	1777378	1829307	103%	1383292	78%	386	0%
Palakkad	1088327	1086078	100%	913516	84%	391	1%
Pathanamthitta	460819	443167	96%	356345	77%	849	3%
Thiruvananthapuram	1309099	1248407	95%	1063022	81%	1870	2%
Thrissur	1274465	1097643	86%	1022435	80%	1657	3%
Wayanad	361152	354520	98%	301763	84%	61	0%
Grand Total	13462633	1,29,33,126	96%	1,07,95,142	80%	11331	2%
*Among those who have taken first dose							

TABLE 7. Age-Appropriate Group (15-17 Years) Coverage as on 29/05/2022 midnight

15-17 years Coverage as on 30/05/2022 at 12 AM					
District	Target	1st Dose Coverage	Percentage	2nd Dose Coverage	Percentage fully vaccinated
Alappuzha	80832	79054	98%	62950	78%
Ernakulam	172307	116364	68%	83217	48%
Idukki	51339	37647	73%	27756	54%
Kannur	97722	100591	103%	71337	73%
Kasaragod	60496	51020	84%	32892	54%
Kollam	105234	97192	92%	68109	65%
Kottayam	85400	68373	80%	48044	56%
Kozhikode	143028	109154	76%	57489	40%
Malappuram	241212	179692	74%	78443	33%
Palakkad	132742	115580	87%	81362	61%
Pathanamthitta	48854	40154	82%	30579	63%
Thiruvananthapuram	145238	110678	76%	72794	50%
Thrissur	123540	123520	100%	92147	75%
Wayanad	29245	36090	123%	23407	80%
Grand Total	1,517,189	12,65,109	82%	8,30,526	54%

Table 8: Age appropriate group (12-14 years) Coverage as on 29/05/2022 midnight

12-14 years Coverage as on 30/05/2022 at 12 AM					
District	Target	1st Dose Coverage	Percentage	2nd Dose Coverage	Percentage fully vaccinated
Alappuzha	43284	44390	103%	19644	45%
Ernakulam	90244	58144	64%	8190	9%
Idukki	29672	20184	68%	6752	23%
Kannur	89079	42990	48%	14661	16%
Kasaragod	39968	21495	54%	3233	8%
Kollam	69984	45922	66%	11380	16%
Kottayam	55571	32240	58%	7643	14%
Kozhikode	103644	31619	31%	2441	2%
Malappuram	159652	32045	20%	6048	4%
Palakkad	75249	44354	59%	19583	26%
Pathanamthitta	33203	20220	61%	8063	24%
Thiruvananthapuram	93804	52443	56%	12248	13%
Thrissur	99789	62290	62%	22389	22%
Wayanad	27857	15144	54%	4088	15%
Grand Total	10,11,000	5,23,480	52%	1,46,363	14%

TABLE9.State Summary (18+) as on 29/05/2022 midnight

State Summary (18+) 25-05-2022 at 12 AM							
District	Target	First Dose	Percentage	Second Dose	Percentage*	Precaution Dose	Percentage
Alappuzha	1704179	1605703	94%	1512479	89%	150342	30%
Ernakulam	2954098	3110178	105%	2676612	91%	193398	23%
Idukki	869082	897400	103%	759991	87%	37939	15%
Kannur	1913861	2007026	105%	1798664	94%	129829	23%
Kasaragod	992363	971499	98%	826859	83%	44711	14%
Kollam	2093511	2070169	99%	1821364	87%	134284	23%
Kottayam	1562022	1559809	100%	1391871	89%	124195	26%
Kozhikode	2499523	2513468	101%	2127643	85%	118120	18%
Malappuram	2988358	3139047	105%	2538895	85%	96668	15%
Palakkad	2140261	2155816	101%	1892619	88%	131774	28%
Pathanamthitta	1036488	1091777	105%	936325	90%	123616	29%
Thiruvananthapuram	2675400	2709459	101%	2381858	89%	211344	24%
Thrissur	2545664	2443535	96%	2295485	90%	206717	30%
Wayanad	659698	690943	105%	609800	92%	36301	15%
Grand Total	2,66,34,508	2,69,65,829	101%	2,35,70,465	88%	1739238	23%

*Revised target population(> 18 years) as per MOHFW is 2.67 crores

*As per letter from Additional Secretary MOHFW- D O No 2317579/2021/Imm dated 15/09/2021

TABLE 10. Achievement for the day 29/05/2022 midnight

Daily achievement		25-05-2022		
District	First Dose	Second Dose	Precaution dose	Total Doses Administered
Alappuzha	0	1	18	19
Ernakulam	12	28	285	325
Idukki	35	5	0	40
Kannur	1	2	30	33
Kasaragod	2	1	3	6
Kollam	55	17	31	103
Kottayam	0	1	20	21
Kozhikode	1	5	14	20
Malappuram	120	41	1	162
Palakkad	0	4	27	31
Pathanamthitta	1	2	21	24
Thiruvananthapuram	2	18	297	317
Thrissur	4	15	155	174
Wayanad	0	1	0	1
Grand Total	233	141	902	1276

** Vaccine stock details couldn't be downloaded from e-VIN portal as the portal is down.

TABLE11.COVID Vaccination related sites

support@cowin.gov.in https://www.cowin.gov.in/home https://dashboard.kerala.gov.in/ https://dhs.kerala.gov.in/https://aogyakeralam.gov.in/https://sha.kerala.gov.in/

TABLE10.COVID Vaccination related Helpline numbers

National/State/District	Line1	Line2	Line3
National Helpline	1075	+91 1123978046	0120 4473222
Disha	1056	04712552056	
StateCallCenter	04712309251	04712309252	04712309255
Thiruvananthapuram	9188610100	1077	
Kollam	04742797609	8589015556	
Pathanamthitta	04682222515	04682228220	
Alappuzha	04772239999		
Kottayam	04812565200	04812304800	04812581900
Idukki	18004255640	04862232220	04862233118
Ernakulam	9072303861		
Thrissur	9400066921	9400066922	9400066923
Palakkad	04912505264	04912505189	8943341439
Malappuram	04832733253	04832737858	04832733252
Kozhikode	7594001442		
Wayanad	04936202343	04936202375	9072510900
Kannur	04972700194		
Kasargod	9061076590	9061079244	9061078026