



www.health.kerala.gov.in

**COVID-19 OUTBREAK CONTROL AND PREVENTION STATE CELL
HEALTH&FAMILY WELFARE DEPARTMENT**

www.dhs.kerala.gov.in

controlroomdhskerala@gmail.com

Kerala HEALTH-COVID-19 DAILY VACCINATION BULLETIN

Date: 23/05/2022

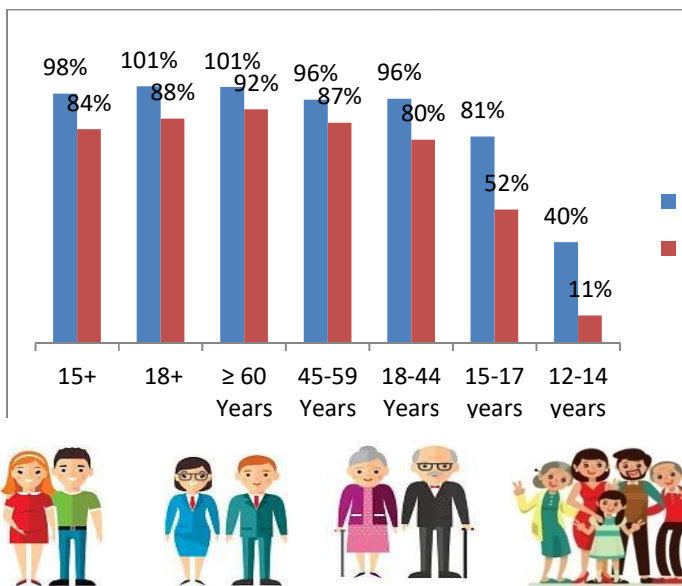
**OUR HEALTH OUR RESPONSIBILITY
VACCINE ADVISORY**

- *People who are vaccinated with Covid Vaccine are reported to have reduced Covid related ICU admissions, serious disease and death.*
- *Early vaccination is useful to safeguard our life from this deadly disease.*
- *Vaccination sessions are planned as per the availability of vaccine. All are requested to cooperate.*
- *After receiving the first dose, second dose of Covishield vaccine is to be taken between 12–16weeks and second dose of Covaxin between 4-6 weeks.*
- *Covid vaccination is currently available to all above 15 years. Children in 15-18 age group will get Covaxin.*
- *Health Staffs, Frontline workers and people above 60 years with co-morbidities will get precaution dose after 9 months or 39 weeks from the second dose. The Same vaccine administered as first and second dose is to be taken as precaution dose. People above 60 years with co-morbidities should take medical advice before receiving precaution dose.*
- *Vaccination is available free of cost in all Government covid vaccination centers, and at a nominal rate (as per the Gol order F.No.2079203/2021/Immunization) in selected private Hospitals.*
- ***ENSURE ALL YOUR ELIGIBLE FAMILY MEMBERS ARE PROTECTED BY RECEIVING ANY OF THE AVAILABLE COVID VACCINE.***
- ***“BOTH COVAXIN AND COVISHIELD ARE EQUALLY EFFECTIVE AND SAFE”***
- ***“BE FULLY PROTECTED – GET THE SECOND DOSE AT YOUR SCHEDULED TIME”***

ANALYSIS


COVID-19 mass vaccinations are showing signs of preventing illness and steep decline in cases and hospital admissions in countries which done vaccination. Kerala started its vaccination for health care workers from January 16, 2021. The COVID-19 Vaccines Operational Guidelines issued by the Ministry of Health and Family Welfare, Govt. of India, 28th December 2020 and all subsequent Guidelines issued by Ministry of Health and Family Welfare, Govt of India are followed at the sites and all vaccination lanes

Summary of COVID Vaccine Administered as on 23-05-2022 midnight



- 98%** of eligible population vaccinated with a single dose till May 22
- 84%** of eligible population vaccinated with double dose till May 22
- State has vaccinated about **81%** of children aged 15 - 17 years with a single dose

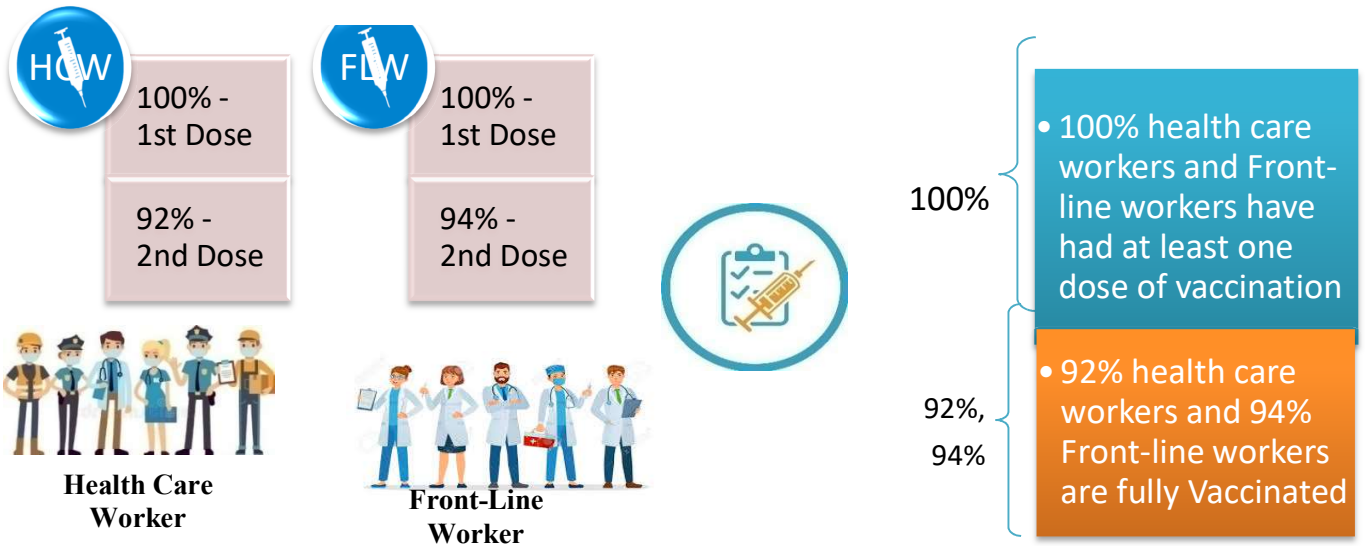
Time Line of Vaccination Coverage



Kerala began administration of COVID 19 Vaccines on 16th January, 2021. As of 23th May 2022, Kerala has administered over 54 million doses overall, including first and second doses of vaccines.

Over 98 per cent of the eligible population (15 + years) in Kerala has been administered the first dose of the Covid-19 vaccine. The state has achieved the target within 498 days since the beginning of the vaccination drive on January 16, 2021

Health Care Workers & Front-line Workers Vaccinated



Are You Vaccinated? You Still Need to Practice: SMS

- Even after vaccination, follow COVID appropriate behavior
- Practice Social Distancing and greet without physical contact
- Always wear clean face mask
- Wash your hands thoroughly and frequently or use hand sanitizer
- Follow the current COVID 19 guidelines to prevent further spread
- Stay Safe. Stay Strong. Get Vaccinated



Even After Getting Vaccinated Keep Taking Precautions to Protect Your Self



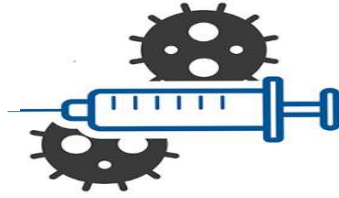
The Race Towards Full Vaccination - Weekly Trend

14th – 20th May 2022

Kerala Administered over

1.31 Lakh

COVID Vaccine Doses during 14th to 20th May, 2022



From 14th – 20th May 2022 on average

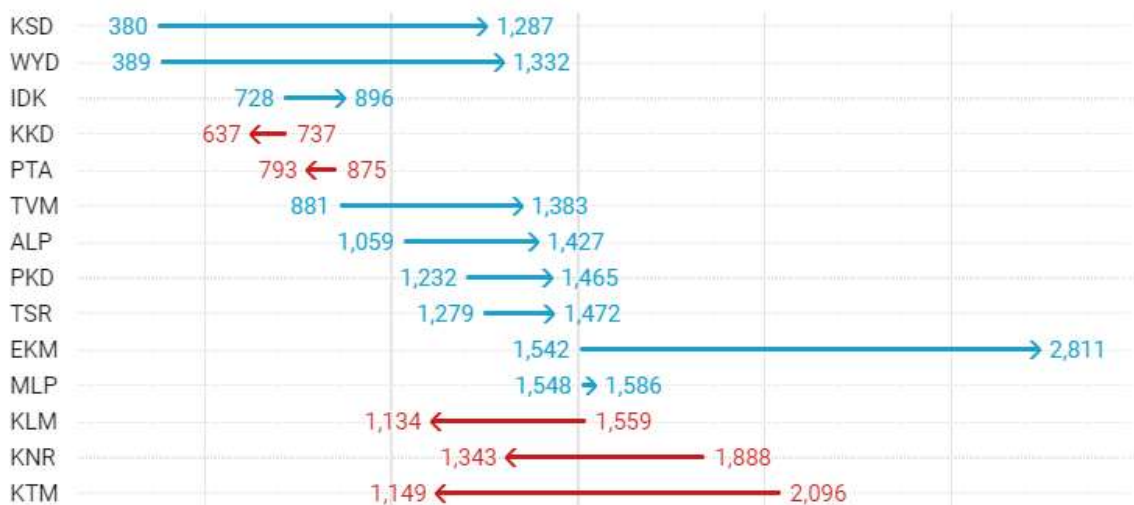
0.19 lakh

doses were administered daily.

Average Doses Administered Per day per week (in 1000)



Trend in average per day vaccination (in 1000) for the last two weeks



Race Against Time – Vaccination Quarterly Status

(Q1:16th Jan-Mar, Q2: Apr-June, Q3: July-Sep, Q4: Oct - Dec)

Daily Average Doses Administered per Quarter

In the first Quarter, only 42201 first doses and 5324 second doses were administered daily on average. During the second, third and fourth quarters, the daily vaccination of the first and second doses increased significantly.



Vaccination Achievement per Quarter

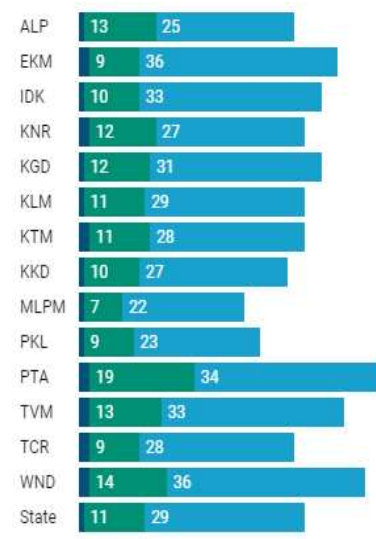
In the third quarter of the immunization drive, 52% of the eligible population (18 + age) in Kerala were given the first dose and 29% the second dose.

■ Q1 ■ Q2 ■ Q3

First Dose

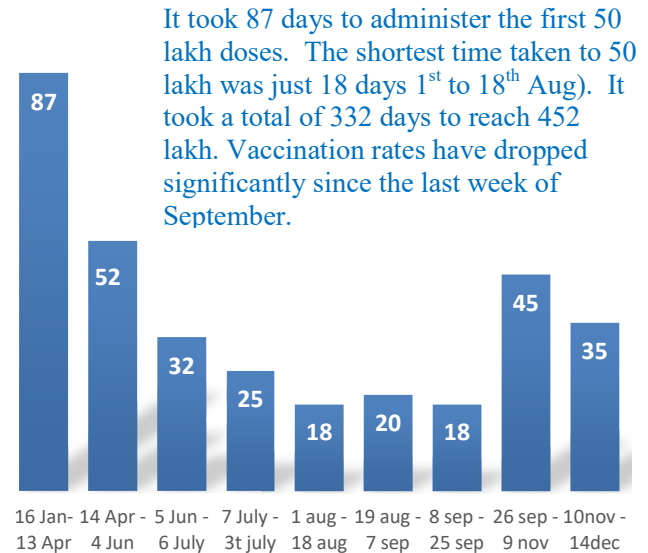


Second Dose



Dose Progression

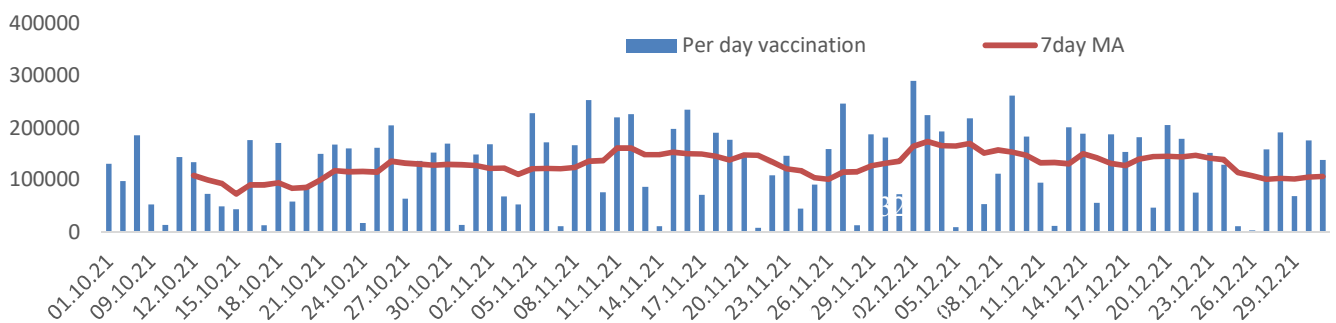
The chart shows the days taken for total COVID-19 Vaccination doses (both first and second) in Kerala to cross every 50 lakh dose mark



It took 87 days to administer the first 50 lakh doses. The shortest time taken to 50 lakh was just 18 days 1st to 18th Aug). It took a total of 332 days to reach 452 lakh. Vaccination rates have dropped significantly since the last week of September.

Vaccine Administered per Day and 7 days Moving Average in Last Quarter (Oct -Dec)

The seven-day moving average of daily doses in the last quarter showed a peak on December 2nd and continued to fluctuate thereafter



Important Message to the Public

- a. *Infection or infection rate is only a part and disease manifestation of disease is to be monitored*
- b. *Fatality among vaccinated people is very less. Disease severity among vaccinated people is less.*
- c. *People with comorbidity should be careful. Once detected covid positive they should get admitted and do not stay at home.*
- d. *Death among non-vaccinated people, especially people with comorbidity is because of late arrival in hospitals*
- e. *Diabetes and Hypertension together is the most common cause of patient death if they arrive late.*
- f. *Vaccinated people, only if symptomatic are advised to consult Doctor.*
- g. *Non Vaccinated people, if symptomatic, may do RTPCR test*
- h. *Antigen testing is only for emergency purpose*
- i. *Non vaccinated people with co-morbidities to do testing by RTPCR and consult doctor*
- j. *Repeat RTPCR is not needed among the people who are detected COVID positive in the previous 2 months*
- k. *All young person detected positive and at home isolation should do glucose test*

TABLE1.Total Vaccination done in the State as on 23/05/2022 midnight

State Summary (15+ years)-Total doses administered till 24/05/2022 at 12 AM								
District	Target	First Dose	Percent age	Second Dose	Percentage*	Precaution Dose	Percentage	Total doses administered
Alappuzha	1829568	1721426	94%	1588651	87%	148570	32%	34,58,647
Ernakulam	3217878	3262863	101%	2758812	86%	187234	24%	62,08,909
Idukki	950762	951090	100%	791595	83%	37233	16%	17,79,918
Kannur	2100307	2140221	102%	1878085	89%	128185	24%	41,46,491
Kasaragod	1092141	1035930	95%	860172	79%	44321	15%	19,40,423
Kollam	2268371	2200344	97%	1893876	83%	131872	25%	42,26,092
Kottayam	1704500	1655448	97%	1442893	85%	122078	28%	32,20,419
Kozhikode	2746273	2632528	96%	2183179	79%	116361	19%	49,32,068
Malappuram	3386535	3340615	99%	2615523	77%	94917	16%	60,51,055
Palakkad	2349082	2310914	98%	1987244	85%	129466	30%	44,27,624
Pathanamthitta	1118564	1148522	103%	971477	87%	121991	31%	22,41,990
Thiruvananthapuram	2914006	2852740	98%	2456230	84%	205983	27%	55,14,953
Thrissur	2767777	2616191	94%	2400339	87%	200340	31%	52,16,870
Wayanad	716933	740523	103%	635948	89%	35886	17%	14,12,357
Grand Total	29,162,697	2,86,09,355	98%	2,44,64,024	84%	17,04,437	25%	5,47,77,816

TABLE2.Covid-19 Vaccination Center Functional in the State as on 23/05/2022 midnight(24/15/2022 12AM)

DISTRICTS	12+	15+	18+	Total
Alappuzha	84	0	4	88
Ernakulam	56	10	28	94
Idukki	7	6	16	29
Kannur	12	4	21	37
Kasaragod	46	46	51	143
Kollam	7	9	5	21
Kottayam	6	7	48	61
Kozhikode	16	9	54	79
Malappuram	32	9	46	87
Palakkad	13	7	32	52
Pathanamthitta	5	8	25	38
Thiruvananthapuram	0	2	17	19
Thrissur	0	27	47	74
Wayanad	4	4	3	11
GrandTotal	288	148	397	833

TABLE3. Health Care Workers Coverage as on 23/05/2022 midnight

<i>DISTRICT</i>	<i>1st DOSE</i>	<i>2nd Dose</i>	<i>% fully vaccinated</i>	<i>Precaution dose</i>	<i>Precaution dose (%) *</i>
Alappuzha	29022	27223	94%	13363	53%
Ernakulam	85566	75795	89%	31031	44%
Idukki	13554	13005	96%	5710	48%
Kannur	40388	37533	93%	18073	52%
Kasaragod	11610	10813	93%	4787	48%
Kollam	36039	33813	94%	14808	49%
Kottayam	38706	36297	94%	16632	50%
Kozhikode	52734	47952	91%	17757	41%
Malappuram	44834	41986	94%	17365	47%
Palakkad	34674	32010	92%	15484	53%
Pathanamthitta	29337	25076	85%	11560	50%
Thiruvananthapuram	73427	66380	90%	26634	44%
Thrissur	51910	49186	95%	26140	58%
Wayanad	13978	13287	95%	6333	51%
Grand Total	555779	510356	92%	225677	48%

1st Dose coverage for HCW is 100%

*Proportion of beneficiaries who are eligible (completed 9 months after 2nd dose)

TABLE4. Frontline workers Coverage as on 23/05/2022 midnight

<i>DISTRICT</i>	<i>1st dose</i>	<i>2nd Dose</i>	<i>% fully vaccinated</i>	<i>Precaution dose</i>	<i>Precaution dose(%) *</i>
Alappuzha	39128	36743	94%	12918	38%
Ernakulam	54934	50335	92%	17819	39%
Idukki	22995	21339	93%	5241	28%
Kannur	41382	39964	97%	12178	33%
Kasaragod	24615	22472	91%	6174	30%
Kollam	42235	38828	92%	10085	29%
Kottayam	32141	30599	95%	10732	38%
Kozhikode	55273	52549	95%	9107	19%
Malappuram	53914	51263	95%	12917	28%
Palakkad	48097	45533	95%	15952	38%
Pathanamthitta	25250	22529	89%	6910	34%
Thiruvananthapuram	73000	67612	93%	20888	36%
Thrissur	41908	40731	97%	17336	46%
Wayanad	17021	16093	95%	3972	27%
Grand Total	571893	536590	94%	162229	33%

1st Dose coverage for FLW is 100%

*Proportion of beneficiaries who are eligible (completed 9 months after 2nd dose)

TABLE5.Age-Appropriate Group (45-59 Years) Coverage as on 23/05/2022 midnight

Table 5: Age appropriate group (45-59 years) coverage							
45-59 years Coverage as on		24/05/2022		at 12 AM			
District	Target	1st Dose Coverage	Percentage	2nd Dose Coverage	Percentage fully vaccinated	Precaution dose	%
Alappuzha	535436	438885	82%	415951	78%	2040	1%
Ernakulam	809349	783572	97%	702151	87%	8964	4%
Idukki	237564	246949	104%	219095	92%	396	0%
Kannur	527295	515823	98%	479888	91%	1999	1%
Kasaragod	253027	252207	100%	223889	88%	288	0%
Kollam	541201	560002	103%	502345	93%	2153	1%
Kottayam	478470	414129	87%	374450	78%	2735	2%
Kozhikode	658949	654973	99%	581163	88%	2315	1%
Malappuram	733338	722856	99%	627773	86%	1133	1%
Palakkad	614226	547169	89%	499478	81%	2555	2%
Pathanamthitta	264372	281796	107%	251684	95%	2224	2%
Thiruvananthapuram	735836	681592	93%	613307	83%	6114	2%
Thrissur	689418	663934	96%	624887	91%	7631	4%
Wayanad	170537	177124	104%	164258	96%	217	0%
Grand Total	7249018	69,41,011	96%	62,80,319	87%	40764	2%

TABLE6.Age-Appropriate Group (≥60 Years) Coverage as on 23/05/2022midnight

Table 6: Age appropriate group (≥ 60 years) coverage							
≥ 60 years Coverage as on		24/05/2022		at 12 AM			
District	Target	1st Dose Coverage	Percentage	2nd Dose Coverage	Percentage fully vaccinated	Precaution dose	%
Alappuzha	424565	428994	101%	400629	94%	119803	50%
Ernakulam	673885	676195	100%	620273	92%	127567	35%
Idukki	193981	194555	100%	172968	89%	25786	25%
Kannur	438602	444458	101%	412428	94%	95477	41%
Kasaragod	182460	181691	100%	160266	88%	32990	30%
Kollam	497558	499469	100%	454883	91%	104347	42%
Kottayam	418008	419632	100%	383922	92%	91594	42%
Kozhikode	526896	529150	100%	479771	91%	86677	33%
Malappuram	477642	488076	102%	434152	91%	63232	28%
Palakkad	437708	439775	100%	401832	92%	95191	47%
Pathanamthitta	311297	312201	100%	280608	90%	100629	49%
Thiruvananthapuram	630465	632977	100%	571182	91%	151448	43%
Thrissur	581781	588087	101%	557817	96%	147971	48%
Wayanad	128009	128296	100%	114362	89%	25325	29%
Grand Total	5922857	59,63,556	101%	54,45,093	92%	12,68,037	40%

TABLE 6. Age-Appropriate Group (18-44 Years) Coverage as on 23/05/2022 midnight

18-44 years Coverage as on 24/05/2022 at 12 AM							
District	Target	First Dose					
		1st Dose Coverage	Percentage	2nd Dose Coverage	Percentage fully vaccinated	Precaution dose	%
Alappuzha	744178	669561	90%	631225	85%	446	2%
Ernakulam	1470864	1509490	103%	1225706	83%	1853	3%
Idukki	437537	419275	96%	333141	76%	100	1%
Kannur	947964	964800	102%	827582	87%	458	1%
Kasaragod	556876	501217	90%	408621	73%	82	0%
Kollam	1054752	932177	88%	789991	75%	479	1%
Kottayam	665544	655034	98%	565743	85%	385	2%
Kozhikode	1313678	1220896	93%	964639	73%	505	1%
Malappuram	1777378	1828870	103%	1380562	78%	270	0%
Palakkad	1088327	1085940	100%	912293	84%	284	1%
Pathanamthitta	460819	443094	96%	355862	77%	668	3%
Thiruvananthapuram	1309099	1247982	95%	1060740	81%	899	2%
Thrissur	1274465	1097468	86%	1020495	80%	1262	3%
Wayanad	361152	354458	98%	301501	83%	39	0%
Grand Total	13462633	1,29,30,262	96%	1,07,78,101	80%	7730	1%
*Among those who have taken first dose							

TABLE 7. Age-Appropriate Group (15-17 Years) Coverage as on 23/05/2022 midnight

15-17 years Coverage as on 24/05/2022 at 12 AM					
District	Target	1st Dose Coverage	Percentage	2nd Dose Coverage	Percentage fully vaccinated
Alappuzha	80832	77914	96%	61363	76%
Ernakulam	172307	113287	66%	78857	46%
Idukki	51339	36890	72%	26970	53%
Kannur	97722	100100	102%	70333	72%
Kasaragod	60496	49856	82%	31856	53%
Kollam	105234	96254	91%	66670	63%
Kottayam	85400	67528	79%	46702	55%
Kozhikode	143028	107183	75%	55590	39%
Malappuram	241212	178073	74%	75394	31%
Palakkad	132742	115023	87%	80130	60%
Pathanamthitta	48854	39838	82%	29962	61%
Thiruvananthapuram	145238	105350	73%	68159	47%
Thrissur	123540	122587	99%	90233	73%
Wayanad	29245	35843	123%	22987	79%
Grand Total	1,517,189	12,45,726	81%	8,05,206	52%

Table 8: Age appropriate group (12-14 years) Coverage as on 23/05/2022 midnight

12-14 years Coverage as on 24/05/2022 at 12 AM					
District	Target	1st Dose Coverage	Percentage	2nd Dose Coverage	Percentage fully vaccinated
Alappuzha	43284	37922	88%	15517	36%
Ernakulam	90244	39819	44%	5695	6%
Idukki	29672	16872	57%	5077	17%
Kannur	89079	33270	37%	10357	12%
Kasaragod	39968	14734	37%	2255	6%
Kollam	69984	34168	49%	7346	10%
Kottayam	55571	28278	51%	5180	9%
Kozhikode	103644	12319	12%	1515	1%
Malappuram	159652	23992	15%	4393	3%
Palakkad	75249	40236	53%	15968	21%
Pathanamthitta	33203	17006	51%	5756	17%
Thiruvananthapuram	93804	38412	41%	8850	9%
Thrissur	99789	50297	50%	16990	17%
Wayanad	27857	13803	50%	3460	12%
Grand Total	10,11,000	4,01,128	40%	1,08,359	11%

TABLE9.State Summary (18+) as on 23/05/2022 midnight

State Summary (18+) 24-05-2022 at 12 AM							
District	Target	First Dose	Percentage	Second Dose	Percentage*	Precaution Dose	Percentage
Alappuzha	1704179	1605590	94%	1511771	89%	148570	32%
Ernakulam	2954098	3109757	105%	2674260	91%	187234	24%
Idukki	869082	897328	103%	759548	87%	37233	16%
Kannur	1913861	2006851	105%	1797395	94%	128185	24%
Kasaragod	992363	971340	98%	826061	83%	44321	15%
Kollam	2093511	2069922	99%	1819860	87%	131872	25%
Kottayam	1562022	1559642	100%	1391011	89%	122078	28%
Kozhikode	2499523	2513026	101%	2126074	85%	116361	19%
Malappuram	2988358	3138550	105%	2535736	85%	94917	16%
Palakkad	2140261	2155655	101%	1891146	88%	129466	30%
Pathanamthitta	1036488	1091678	105%	935759	90%	121991	31%
Thiruvananthapuram	2675400	2708978	101%	2379221	89%	205983	27%
Thrissur	2545664	2443307	96%	2293116	90%	200340	31%
Wayanad	659698	690877	105%	609501	92%	35886	17%
Grand Total	2,66,34,508	2,69,62,501	101%	2,35,50,459	88%	1704437	25%

*Revised target population(> 18 years) as per MOHFW is 2.67 crores

*As per letter from Additional Secretary MOHFW- D O No 2317579/2021/Imm dated 15/09/2021

TABLE 10. Achievement for the day 23/05/2022 midnight

Daily achievement		24-05-2022		
District	First Dose	Second Dose	Precaution dose	Total Doses Administered
Alappuzha	1284	734	841	2859
Ernakulam	3840	1141	588	5569
Idukki	693	587	318	1598
Kannur	837	855	555	2247
Kasaragod	1183	661	186	2030
Kollam	781	586	390	1757
Kottayam	328	561	1098	1987
Kozhikode	709	1026	959	2694
Malappuram	1228	1440	676	3344
Palakkad	815	1279	564	2658
Pathanamthitta	227	375	562	1164
Thiruvananthapuram	53	96	292	441
Thrissur	1127	1630	1970	4727
Wayanad	344	301	72	717
Grand Total	13449	11272	9071	33792

** Vaccine stock details couldn't be downloaded from e-VIN portal as the portal is down.

TABLE11.COVID Vaccination related sites

support@cowin.gov.in https://www.cowin.gov.in/home https://dashboard.kerala.gov.in/ https://dhs.kerala.gov.in/https://aogyakeralam.gov.in/https://sha.kerala.gov.in/

TABLE10.COVID Vaccination related Helpline numbers

National/State/District	Line1	Line2	Line3
National Helpline	1075	+91 1123978046	0120 4473222
Disha	1056	04712552056	
StateCallCenter	04712309251	04712309252	04712309255
Thiruvananthapuram	9188610100	1077	
Kollam	04742797609	8589015556	
Pathanamthitta	04682222515	04682228220	
Alappuzha	04772239999		
Kottayam	04812565200	04812304800	04812581900
Idukki	18004255640	04862232220	04862233118
Ernakulam	9072303861		
Thrissur	9400066921	9400066922	9400066923
Palakkad	04912505264	04912505189	8943341439
Malappuram	04832733253	04832737858	04832733252
Kozhikode	7594001442		
Wayanad	04936202343	04936202375	9072510900
Kannur	04972700194		
Kasargod	9061076590	9061079244	9061078026