



കേരള സർക്കാർ

[www.health.kerala.gov.in](http://www.health.kerala.gov.in)

**COVID-19 OUTBREAK CONTROL AND PREVENTION STATE CELL  
HEALTH&FAMILY WELFARE DEPARTMENT**

[controlroomdhskerala@gmail.com](mailto:controlroomdhskerala@gmail.com)

[www.dhs.kerala.gov.in](http://www.dhs.kerala.gov.in)

**Kerala HEALTH-COVID-19 DAILY VACCINATION BULLETIN**

**Date: 26/05/2022**

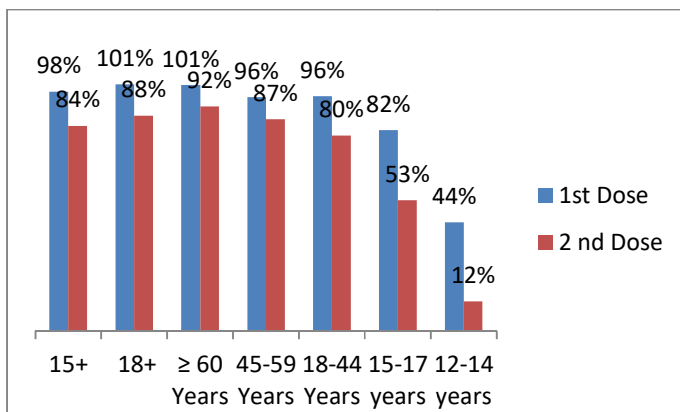
**OUR HEALTH OUR RESPONSIBILITY  
VACCINE ADVISORY**

- *People who are vaccinated with Covid Vaccine are reported to have reduced Covid related ICU admissions, serious disease and death.*
- *Early vaccination is useful to safeguard our life from this deadly disease.*
- *Vaccination sessions are planned as per the availability of vaccine. All are requested to cooperate.*
- *After receiving the first dose, second dose of Covishield vaccine is to be taken between 12–16weeks and second dose of Covaxin between 4-6 weeks.*
- *Covid vaccination is currently available to all above 15 years. Children in 15-18 age group will get Covaxin.*
- *Health Staffs, Frontline workers and people above 60 years with co-morbidities will get precaution dose after 9 months or 39 weeks from the second dose. The Same vaccine administered as first and second dose is to be taken as precaution dose. People above 60 years with co-morbidities should take medical advice before receiving precaution dose.*
- *Vaccination is available free of cost in all Government covid vaccination centers, and at a nominal rate (as per the Gol order F.No.2079203/2021/Immunization) in selected private Hospitals.*
- ***ENSURE ALL YOUR ELIGIBLE FAMILY MEMBERS ARE PROTECTED BY RECEIVING ANY OF THE AVAILABLE COVID VACCINE.***
- ***“BOTH COVAXIN AND COVISHIELD ARE EQUALLY EFFECTIVE AND SAFE”***
- ***“BE FULLY PROTECTED – GET THE SECOND DOSE AT YOUR SCHEDULED TIME”***

### ANALYSIS

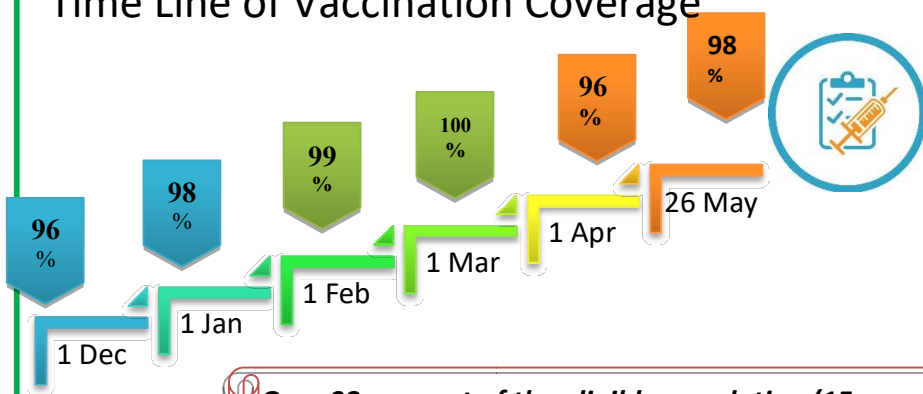
COVID-19 mass vaccinations are showing signs of preventing illness and steep decline in cases and hospital admissions in countries which done vaccination. Kerala started its vaccination for health care workers from January 16, 2021. The COVID-19 Vaccines Operational Guidelines issued by the Ministry of Health and Family Welfare, Govt. of India, 28th December 2020 and all subsequent Guidelines issued by Ministry of Health and Family Welfare, Govt of India are followed at the sites and all vaccination lanes

### Summary of COVID Vaccine Administered as on 26/05/2022 midnight



- 98%** of eligible population vaccinated with a single dose till May 26
- 84%** of eligible population vaccinated with double dose till May 26
- State has vaccinated about **82%** of children aged 15 - 17 years with a single dose

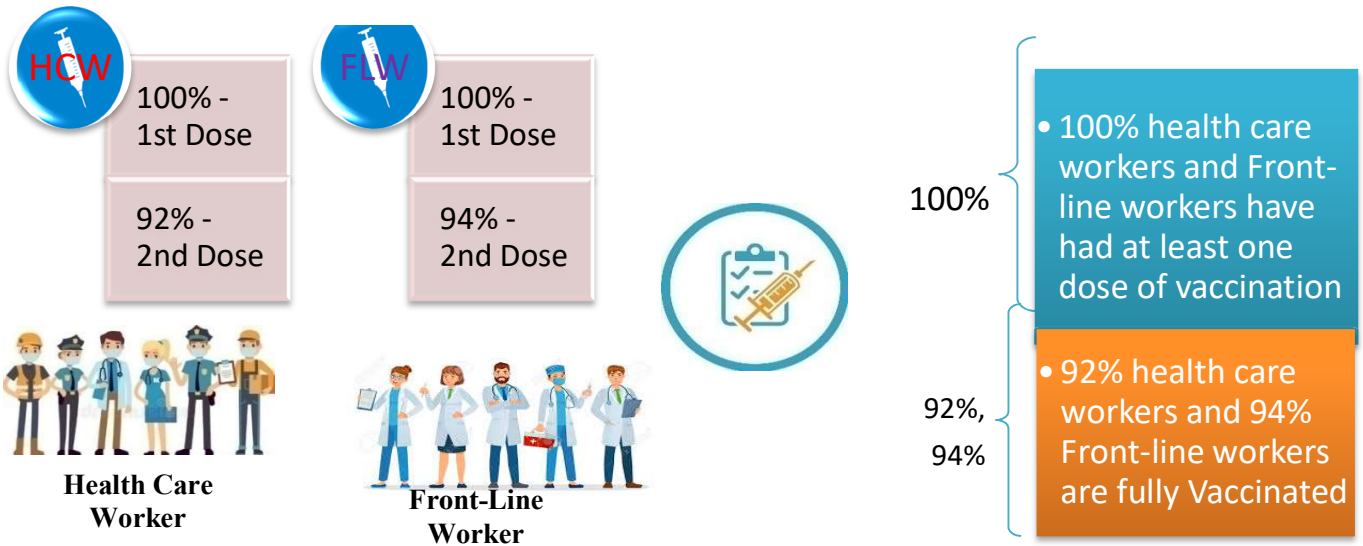
### Time Line of Vaccination Coverage



Kerala began administration of COVID 19 Vaccines on 16<sup>th</sup> January, 2021. As of 26<sup>th</sup> May 2022, Kerala has administered over 54 million doses overall, including first and second doses of vaccines.

**Over 98 per cent of the eligible population (15 + years) in Kerala has been administered the first dose of the Covid-19 vaccine. The state has achieved the target within 498 days since the beginning of the vaccination drive on January 16, 2021**

## Health Care Workers & Front-line Workers Vaccinated



### Are You Vaccinated? You Still Need to Practice: SMS

- Even after vaccination, follow COVID appropriate behavior
- Practice Social Distancing and greet without physical contact
- Always wear clean face mask
- Wash your hands thoroughly and frequently or use hand sanitizer
- Follow the current COVID 19 guidelines to prevent further spread
- Stay Safe. Stay Strong. Get Vaccinated



Even After Getting Vaccinated Keep Taking Precautions to Protect Your Self



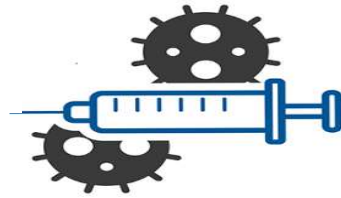
# The Race Towards Full Vaccination - Weekly Trend

## 14<sup>th</sup> – 20<sup>th</sup> May 2022

Kerala Administered over

# 1.31 Lakh

COVID Vaccine Doses during 14<sup>th</sup> to 20<sup>th</sup> May, 2022



From 14<sup>th</sup> – 20<sup>th</sup> May 2022 on average

# 0.19 lakh

doses were administered daily.

Average Doses Administered Per day per week (in 1000)



Trend in average per day vaccination (in 1000) for the last two weeks



# Race Against Time – Vaccination Quarterly Status

(Q1:16<sup>th</sup> Jan-Mar, Q2: Apr-June, Q3: July-Sep, Q4: Oct - Dec)

## Daily Average Doses Administered per Quarter

In the first Quarter, only 42201 first doses and 5324 second doses were administered daily on average. During the second, third and fourth quarters, the daily vaccination of the first and second doses increased significantly.



## Vaccination Achievement per Quarter

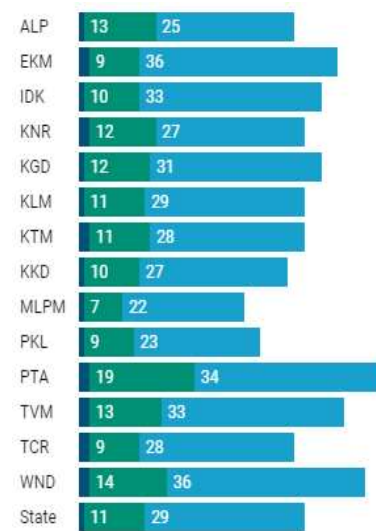
In the third quarter of the immunization drive, 52% of the eligible population (18 + age) in Kerala were given the first dose and 29% the second dose.

■ Q1 ■ Q2 ■ Q3

### First Dose

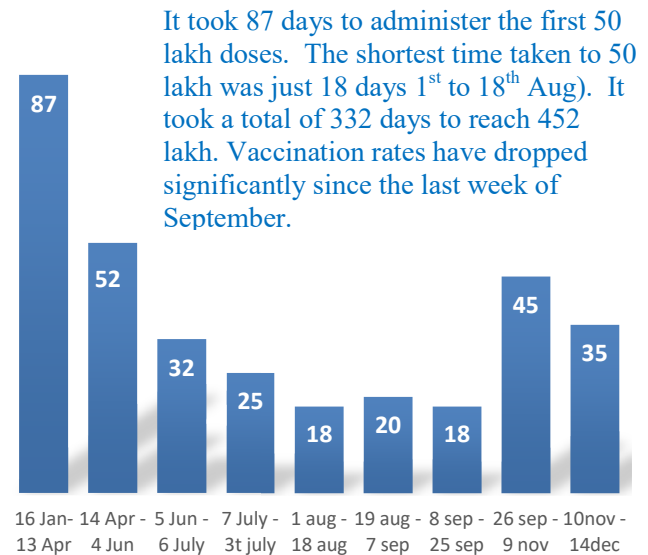


### Second Dose



## Dose Progression

The chart shows the days taken for total COVID-19 Vaccination doses (both first and second) in Kerala to cross every 50 lakh dose mark



## Vaccine Administered per Day and 7 days Moving Average in Last Quarter (Oct -Dec)

The seven-day moving average of daily doses in the last quarter showed a peak on December 2<sup>nd</sup> and continued to fluctuate thereafter



## Important Message to the Public

- a. *Infection or infection rate is only a part and disease manifestation of disease is to be monitored*
- b. *Fatality among vaccinated people is very less. Disease severity among vaccinated people is less.*
- c. *People with comorbidity should be careful. Once detected covid positive they should get admitted and do not stay at home.*
- d. *Death among non-vaccinated people, especially people with comorbidity is because of late arrival in hospitals*
- e. *Diabetes and Hypertension together is the most common cause of patient death if they arrive late.*
- f. *Vaccinated people, only if symptomatic are advised to consult Doctor.*
- g. *Non Vaccinated people, if symptomatic, may do RTPCR test*
- h. *Antigen testing is only for emergency purpose*
- i. *Non vaccinated people with co-morbidities to do testing by RTPCR and consult doctor*
- j. *Repeat RTPCR is not needed among the people who are detected COVID positive in the previous 2 months*
- k. *All young person detected positive and at home isolation should do glucose test*

TABLE1.Total Vaccination done in the State as on 26/05/2022 midnight

State Summary (15+ years)-Total doses administered till 27/05/2022 at 12 AM								
District	Target	First Dose	Percent age	Second Dose	Percentage*	Precaution Dose	Percentage	Total doses administered
Alappuzha	1829568	1725887	94%	1591450	87%	149485	31%	34,66,822
Ernakulam	3217878	3273223	102%	2763322	86%	191284	24%	62,27,829
Idukki	950762	952896	100%	792870	83%	37606	15%	17,83,372
Kannur	2100307	2143824	102%	1881038	90%	129229	24%	41,54,091
Kasaragod	1092141	1040077	95%	861329	79%	44490	14%	19,45,896
Kollam	2268371	2203627	97%	1896839	84%	133677	24%	42,34,143
Kottayam	1704500	1657985	97%	1445157	85%	123375	27%	32,26,517
Kozhikode	2746273	2638526	96%	2184412	80%	117282	18%	49,40,220
Malappuram	3386535	3344603	99%	2618821	77%	95828	16%	60,59,252
Palakkad	2349082	2312709	98%	1990309	85%	130555	28%	44,33,573
Pathanamthitta	1118564	1149947	103%	972977	87%	123057	30%	22,45,981
Thiruvananthapuram	2914006	2859149	98%	2461534	84%	209967	25%	55,30,650
Thrissur	2767777	2622021	95%	2405400	87%	205752	31%	52,33,173
Wayanad	716933	740970	103%	636439	89%	36037	16%	14,13,446
<b>Grand Total</b>	<b>29,162,697</b>	<b>2,86,65,444</b>	<b>98%</b>	<b>2,45,01,897</b>	<b>84%</b>	<b>17,27,624</b>	<b>24%</b>	<b>5,48,94,965</b>

TABLE2.Covid-19 Vaccination Center Functional in the State as on 26/05/2022 midnight(27/05/2022 12AM)

DISTRICTS	12+	15+	18+	Total
Alappuzha	84	0	5	89
Ernakulam	41	10	43	94
Idukki	22	6	6	34
Kannur	24	10	18	52
Kasaragod	47	47	51	145
Kollam	39	24	12	75
Kottayam	20	23	15	58
Kozhikode	91	9	20	120
Malappuram	30	26	22	78
Palakkad	9	9	18	36
Pathanamthitta	64	12	18	94
Thiruvananthapuram	123	123	13	259
Thrissur	103	1	21	125
Wayanad	2	1	1	4
<b>GrandTotal</b>	<b>699</b>	<b>301</b>	<b>263</b>	<b>1263</b>

TABLE3. Health Care Workers Coverage as on 26/05/2022 midnight

<i>DISTRICT</i>	<i>1st DOSE</i>	<i>2nd Dose</i>	<i>% fully vaccinated</i>	<i>Precaution dose</i>	<i>Precaution dose (%) *</i>
<b>Alappuzha</b>	29022	27224	94%	13421	53%
<b>Ernakulam</b>	85566	75802	89%	31161	45%
<b>Idukki</b>	13555	13005	96%	5729	48%
<b>Kannur</b>	40388	37535	93%	18140	52%
<b>Kasaragod</b>	11610	10813	93%	4791	48%
<b>Kollam</b>	36040	33815	94%	14879	49%
<b>Kottayam</b>	38706	36299	94%	16710	50%
<b>Kozhikode</b>	52735	47954	91%	17813	41%
<b>Malappuram</b>	44834	41990	94%	17428	47%
<b>Palakkad</b>	34674	32011	92%	15525	53%
<b>Pathanamthitta</b>	29337	25078	85%	11612	50%
<b>Thiruvananthapuram</b>	73427	66391	90%	26797	44%
<b>Thrissur</b>	51910	49188	95%	26247	58%
<b>Wayanad</b>	13978	13287	95%	6350	51%
<b>Grand Total</b>	<b>555782</b>	<b>510392</b>	<b>92%</b>	<b>226603</b>	<b>48%</b>

1st Dose coverage for HCW is 100%

\*Proportion of beneficiaries who are eligible ( completed 9 months after 2nd dose )

TABLE4. Frontline workers Coverage as on 26/05/2022 midnight

<i>DISTRICT</i>	<i>1st dose</i>	<i>2nd Dose</i>	<i>% fully vaccinated</i>	<i>Precaution dose</i>	<i>Precaution dose(%) *</i>
<b>Alappuzha</b>	39128	36743	94%	12947	38%
<b>Ernakulam</b>	54934	50336	92%	17940	39%
<b>Idukki</b>	22995	21339	93%	5254	28%
<b>Kannur</b>	41382	39964	97%	12244	33%
<b>Kasaragod</b>	24615	22476	91%	6188	30%
<b>Kollam</b>	42235	38831	92%	10161	29%
<b>Kottayam</b>	32141	30599	95%	10780	38%
<b>Kozhikode</b>	55273	52552	95%	9145	19%
<b>Malappuram</b>	53914	51264	95%	12977	28%
<b>Palakkad</b>	48097	45534	95%	16040	38%
<b>Pathanamthitta</b>	25250	22529	89%	6961	34%
<b>Thiruvananthapuram</b>	73001	67618	93%	21115	36%
<b>Thrissur</b>	41908	40731	97%	17484	46%
<b>Wayanad</b>	17021	16094	95%	3975	27%
<b>Grand Total</b>	<b>571894</b>	<b>536610</b>	<b>94%</b>	<b>163211</b>	<b>33%</b>

1st Dose coverage for FLW is 100%

\*Proportion of beneficiaries who are eligible ( completed 9 months after 2nd dose )



TABLE5.Age-Appropriate Group (45-59 Years) Coverage as on 26/05/2022 midnight

Table 5: Age appropriate group (45-59 years) coverage							
45-59 years Coverage as on		27/05/2022		at 12 AM			
District	Target	1st Dose Coverage	Percentage	2nd Dose Coverage	Percentage fully vaccinated	Precaution dose	%
Alappuzha	535436	438891	82%	415985	78%	2118	1%
Ernakulam	809349	783589	97%	702282	87%	9284	4%
Idukki	237564	246949	104%	219109	92%	428	0%
Kannur	527295	515832	98%	479992	91%	2071	1%
Kasaragod	253027	252209	100%	223918	88%	295	0%
Kollam	541201	560028	103%	502452	93%	2250	1%
Kottayam	478470	414135	87%	374508	78%	2845	2%
Kozhikode	658949	654999	99%	581231	88%	2411	1%
Malappuram	733338	722881	99%	627952	86%	1227	1%
Palakkad	614226	547177	89%	499598	81%	2637	2%
Pathanamthitta	264372	281805	107%	251710	95%	2318	2%
Thiruvananthapuram	735836	681615	93%	613496	83%	6350	2%
Thrissur	689418	663956	96%	625120	91%	7979	4%
Wayanad	170537	177125	104%	164269	96%	232	0%
<b>Grand Total</b>	<b>7249018</b>	<b>69,41,191</b>	<b>96%</b>	<b>62,81,622</b>	<b>87%</b>	<b>42445</b>	<b>2%</b>

TABLE6.Age-Appropriate Group (≥60 Years) Coverage as on 26/05/2022midnight

Table 6: Age appropriate group (≥ 60 years) coverage							
≥ 60 years Coverage as on		27/05/2022		at 12 AM			
District	Target	1st Dose Coverage	Percentage	2nd Dose Coverage	Percentage fully vaccinated	Precaution dose	%
Alappuzha	424565	428996	101%	400649	94%	120483	49%
Ernakulam	673885	676209	100%	620349	92%	130812	35%
Idukki	193981	194557	100%	172978	89%	26074	25%
Kannur	438602	444461	101%	412484	94%	96244	41%
Kasaragod	182460	181692	100%	160274	88%	33110	29%
Kollam	497558	499478	100%	454975	91%	105823	41%
Kottayam	418008	419644	100%	383957	92%	92564	42%
Kozhikode	526896	529156	100%	479808	91%	87270	33%
Malappuram	477642	488083	102%	434221	91%	63873	28%
Palakkad	437708	439780	100%	401895	92%	96018	46%
Pathanamthitta	311297	312208	100%	280637	90%	101400	48%
Thiruvananthapuram	630465	632997	100%	571306	91%	154527	43%
Thrissur	581781	588106	101%	557986	96%	152591	49%
Wayanad	128009	128297	100%	114369	89%	25433	29%
<b>Grand Total</b>	<b>5922857</b>	<b>59,63,664</b>	<b>101%</b>	<b>54,45,888</b>	<b>92%</b>	<b>12,86,222</b>	<b>40%</b>

TABLE 6. Age-Appropriate Group (18-44 Years) Coverage as on 26/05/2022 midnight

18-44 years Coverage as on 27/05/2022 at 12 AM							
District	Target	First Dose					
		1st Dose Coverage	Percentage	2nd Dose Coverage	Percentage fully vaccinated	Precaution dose	%
Alappuzha	744178	669606	90%	631491	85%	516	2%
Ernakulam	1470864	1509706	103%	1226968	83%	2087	3%
Idukki	437537	419300	96%	333304	76%	121	1%
Kannur	947964	964891	102%	828225	87%	530	1%
Kasaragod	556876	501284	90%	408950	73%	106	0%
Kollam	1054752	932320	88%	790938	75%	564	1%
Kottayam	665544	655118	98%	566147	85%	476	1%
Kozhikode	1313678	1221036	93%	965195	73%	643	1%
Malappuram	1777378	1829085	103%	1381962	78%	323	0%
Palakkad	1088327	1086035	100%	913076	84%	335	1%
Pathanamthitta	460819	443133	96%	356157	77%	766	3%
Thiruvananthapuram	1309099	1248296	95%	1062545	81%	1178	2%
Thrissur	1274465	1097601	86%	1022219	80%	1451	3%
Wayanad	361152	354476	98%	301613	84%	47	0%
<b>Grand Total</b>	<b>13462633</b>	<b>1,29,31,887</b>	<b>96%</b>	<b>1,07,88,790</b>	<b>80%</b>	<b>9143</b>	<b>1%</b>
*Among those who have taken first dose							

TABLE 7. Age-Appropriate Group (15-17 Years) Coverage as on 26/05/2022 midnight

15-17 years Coverage as on 27/05/2022 at 12 AM					
District	Target	1st Dose Coverage	Percentage	2nd Dose Coverage	Percentage fully vaccinated
Alappuzha	80832	78230	97%	61629	76%
Ernakulam	172307	114667	67%	80892	47%
Idukki	51339	37051	72%	27140	53%
Kannur	97722	100310	103%	70825	72%
Kasaragod	60496	50435	83%	32383	54%
Kollam	105234	96786	92%	67560	64%
Kottayam	85400	67941	80%	47417	56%
Kozhikode	143028	107399	75%	55852	39%
Malappuram	241212	178492	74%	76363	32%
Palakkad	132742	115288	87%	80688	61%
Pathanamthitta	48854	39984	82%	30242	62%
Thiruvananthapuram	145238	108185	74%	70992	49%
Thrissur	123540	123039	100%	91353	74%
Wayanad	29245	35943	123%	23130	79%
<b>Grand Total</b>	<b>1,517,189</b>	<b>12,53,750</b>	<b>82%</b>	<b>8,16,466</b>	<b>53%</b>

Table 8: Age appropriate group (12-14 years) Coverage as on 26/05/2022 midnight

12-14 years Coverage as on 27/05/2022 at 12 AM					
District	Target	1st Dose Coverage	Percentage	2nd Dose Coverage	Percentage fully vaccinated
Alappuzha	43284	42014	97%	17729	41%
Ernakulam	90244	48552	54%	6693	7%
Idukki	29672	18489	62%	5995	20%
Kannur	89079	36560	41%	12013	13%
Kasaragod	39968	18232	46%	2515	6%
Kollam	69984	36740	52%	8268	12%
Kottayam	55571	30300	55%	6230	11%
Kozhikode	103644	17928	17%	1820	2%
Malappuram	159652	27314	17%	5069	3%
Palakkad	75249	41658	55%	17507	23%
Pathanamthitta	33203	18230	55%	6624	20%
Thiruvananthapuram	93804	41628	44%	9186	10%
Thrissur	99789	55501	56%	18803	19%
Wayanad	27857	14130	51%	3677	13%
<b>Grand Total</b>	<b>10,11,000</b>	<b>4,47,276</b>	<b>44%</b>	<b>1,22,129</b>	<b>12%</b>

TABLE9.State Summary (18+) as on 26/05/2022 midnight

State Summary (18+) 25-05-2022 at 12 AM							
District	Target	First Dose	Percentage	Second Dose	Percentage*	Precaution Dose	Percentage
Alappuzha	1704179	1605643	94%	1512092	89%	149485	31%
Ernakulam	2954098	3110004	105%	2675737	91%	191284	24%
Idukki	869082	897356	103%	759735	87%	37606	15%
Kannur	1913861	2006954	105%	1798200	94%	129229	24%
Kasaragod	992363	971410	98%	826431	83%	44490	14%
Kollam	2093511	2070101	99%	1821011	87%	133677	24%
Kottayam	1562022	1559744	100%	1391510	89%	123375	27%
Kozhikode	2499523	2513199	101%	2126740	85%	117282	18%
Malappuram	2988358	3138797	105%	2537389	85%	95828	16%
Palakkad	2140261	2155763	101%	1892114	88%	130555	28%
Pathanamthitta	1036488	1091733	105%	936111	90%	123057	30%
Thiruvananthapuram	2675400	2709336	101%	2381356	89%	209967	25%
Thrissur	2545664	2443481	96%	2295244	90%	205752	31%
Wayanad	659698	690897	105%	609632	92%	36037	16%
<b>Grand Total</b>	<b>2,66,34,508</b>	<b>2,69,64,418</b>	<b>101%</b>	<b>2,35,63,302</b>	<b>88%</b>	<b>1727624</b>	<b>24%</b>

\*Revised target population(> 18 years) as per MOHFW is 2.67 crores

\*As per letter from Additional Secretary MOHFW- D O No 2317579/2021/Imm dated 15/09/2021

TABLE 10. Achievement for the day 26/05/2022 midnight

Daily achievement		25-05-2022		
District	First Dose	Second Dose	Precaution dose	Total Doses Administered
Alappuzha	1154	808	604	2566
Ernakulam	4388	1684	1952	8024
Idukki	967	603	100	1670
Kannur	2073	1488	372	3933
Kasaragod	1898	842	114	2854
Kollam	1944	1388	248	3580
Kottayam	1612	1371	418	3401
Kozhikode	5363	683	270	6316
Malappuram	2039	1811	330	4180
Palakkad	500	786	354	1640
Pathanamthitta	879	889	480	2248
Thiruvananthapuram	6152	3858	409	10419
Thrissur	4359	1519	277	6155
Wayanad	144	106	50	300
<b>Grand Total</b>	<b>33472</b>	<b>17836</b>	<b>5978</b>	<b>57286</b>

\*\* Vaccine stock details couldn't be downloaded from e-VIN portal as the portal is down.

TABLE11.COVID Vaccination related sites

<a href="mailto:support@cowin.gov.in">support@cowin.gov.in</a> <a href="https://www.cowin.gov.in/home">https://www.cowin.gov.in/home</a> <a href="https://dashboard.kerala.gov.in/">https://dashboard.kerala.gov.in/</a> <a href="https://dhs.kerala.gov.in/https://aogyakeralam.gov.in/https://sha.kerala.gov.in/">https://dhs.kerala.gov.in/https://aogyakeralam.gov.in/https://sha.kerala.gov.in/</a>
---

TABLE10.COVID Vaccination related Helpline numbers

National/State/District	Line1	Line2	Line3
National Helpline	1075	+91 1123978046	0120 4473222
Disha	1056	04712552056	
StateCallCenter	04712309251	04712309252	04712309255
Thiruvananthapuram	9188610100	1077	
Kollam	04742797609	8589015556	
Pathanamthitta	04682222515	04682228220	
Alappuzha	04772239999		
Kottayam	04812565200	04812304800	04812581900
Idukki	18004255640	04862232220	04862233118
Ernakulam	9072303861		
Thrissur	9400066921	9400066922	9400066923
Palakkad	04912505264	04912505189	8943341439
Malappuram	04832733253	04832737858	04832733252
Kozhikode	7594001442		
Wayanad	04936202343	04936202375	9072510900
Kannur	04972700194		
Kasargod	9061076590	9061079244	9061078026