



www.health.kerala.gov.in

**COVID-19 OUTBREAK CONTROL AND PREVENTION STATE CELL
HEALTH & FAMILY WELFARE DEPARTMENT**

www.dbs.kerala.gov.in

controlroomdhskerala@gmail.com

Kerala HEALTH-COVID-19 DAILY VACCINATION BULLETIN

Date: 01/05/2022

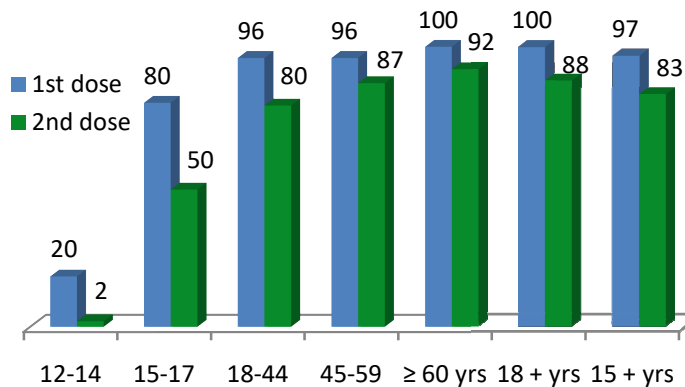
**OUR HEALTH OUR RESPONSIBILITY
VACCINE ADVISORY**

- People who are vaccinated with Covid Vaccine are reported to have reduced Covid related ICU admissions, serious disease and death.
- Early vaccination is useful to safeguard our life from this deadly disease.
- Vaccination sessions are planned as per the availability of vaccine. All are requested to cooperate.
- After receiving the first dose, second dose of Covishield vaccine is to be taken between 12–16 weeks and second dose of Covaxin between 4-6 weeks.
- Covid vaccination is currently available to all above 15 years. Children in 15-18 age group will get Covaxin.
- Health Staffs, Frontline workers and people above 60 years with co-morbidities will get precaution dose after 9 months or 39 weeks from the second dose. The Same vaccine administered as first and second dose is to be taken as precaution dose. People above 60 years with co-morbidities should take medical advice before receiving precaution dose.
- Vaccination is available free of cost in all Government covid vaccination centers, and at a nominal rate (as per the Gol order F.No.2079203/2021/Immunization) in selected private Hospitals.
- **ENSURE ALL YOUR ELIGIBLE FAMILY MEMBERS ARE PROTECTED BY RECEIVING ANY OF THE AVAILABLE COVID VACCINE.**
- **“BOTH COVAXIN AND COVISHIELD ARE EQUALLY EFFECTIVE AND SAFE”**
- **“BE FULLY PROTECTED – GET THE SECOND DOSE AT YOUR SCHEDULED TIME”**

ANALYSIS

COVID-19 mass vaccinations are showing signs of preventing illness and steep decline in cases and hospital admissions in countries which done vaccination. Kerala started its vaccination for health care workers from January 16, 2021. The COVID-19 Vaccines Operational Guidelines issued by the Ministry of Health and Family Welfare, Govt. of India, 28th December 2020 and all subsequent Guidelines issued by Ministry of Health and Family Welfare, Govt of India are followed at the sites and all vaccination lanes

Summary of COVID Vaccine Administered as on 01-05-2022 midnight



97% of eligible population vaccinated with a single dose till May 01



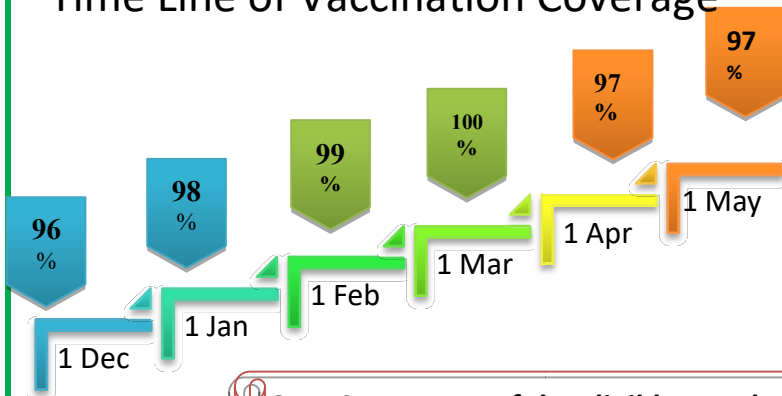
83% of eligible population vaccinated with double dose till May 01



State has vaccinated about 80% of children aged 15 - 17 years with a single dose



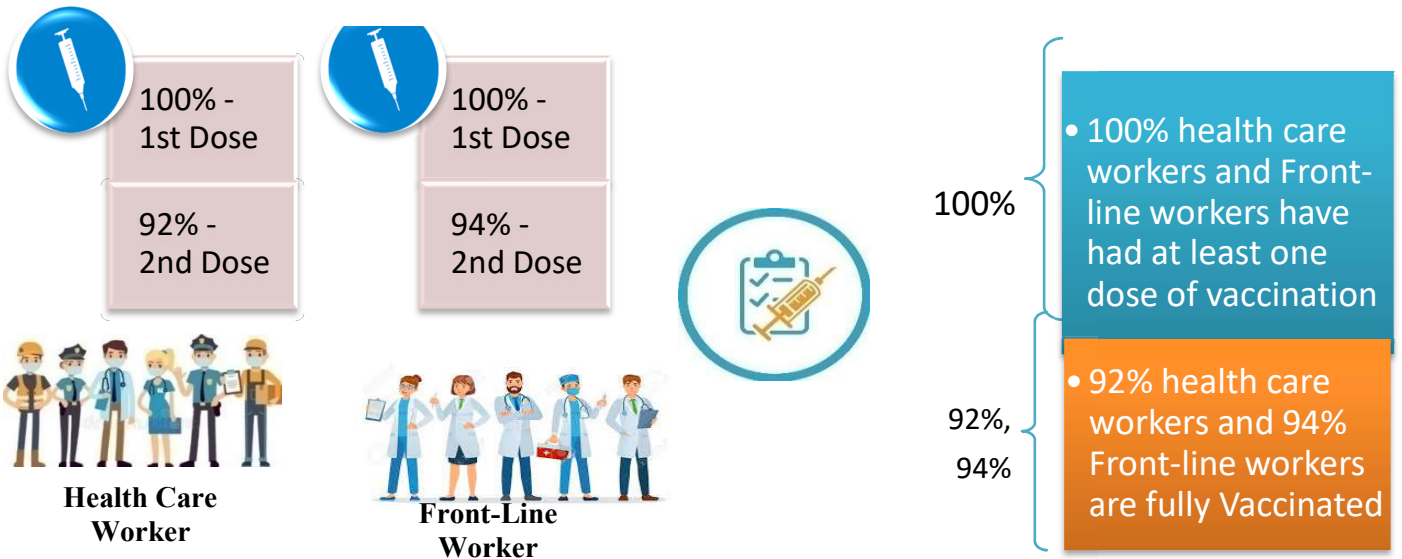
Time Line of Vaccination Coverage



Kerala began administration of COVID 19 Vaccines on 16th January, 2021. As of 01st May 2022, Kerala has administered over 54 million doses overall, including first and second doses of vaccines.


Over 97 per cent of the eligible population (15 + years) in Kerala has been administered the first dose of the Covid-19 vaccine. The state has achieved the target within 477 days since the beginning of the vaccination drive on January 16, 2021

Health Care Workers & Front-line Workers Vaccinated



Are You Vaccinated? You Still Need to Practice: SMS

- Even after vaccination, follow COVID appropriate behavior
- Practice Social Distancing and greet without physical contact
- Always wear clean face mask
- Wash your hands thoroughly and frequently or use hand sanitizer
- Follow the current COVID 19 guidelines to prevent further spread
- Stay Safe. Stay Strong. Get Vaccinated



Even After Getting Vaccinated Keep Taking Precautions to Protect Your Self



GET VACCINATED



WASH YOUR HANDS



WEAR A MASK



KEEP YOUR DISTANCE

The Race Towards Full Vaccination - Weekly Trend

23rd – 29th April 2022

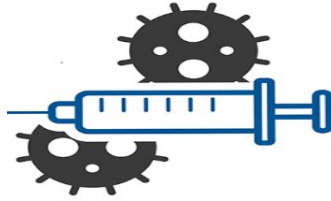
Kerala Administered over

0.71 Lakh

COVID Vaccine Doses

in the last 7 days

(23rd – 29th April, 2022)



From 23rd – 29th April, 2022 on average

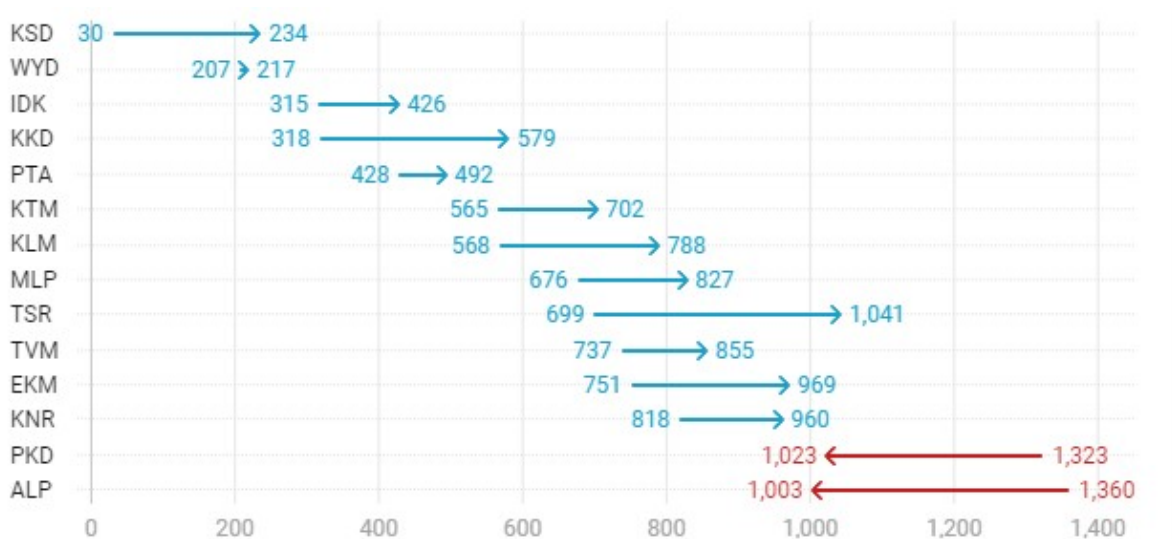
0.10lakh

doses were administered daily.

Average Doses Administered Per day per week (in 1000)



Trend in average per day vaccination (in 1000) for the last two weeks



Race Against Time – Vaccination Quarterly Status

(Q1: 16th Jan-Mar, Q2: Apr-June, Q3: July-Sep, Q4: Oct-Dec)

Daily Average Doses Administered per Quarter

In the first Quarter, only 42201 first doses and 5324 second doses were administered daily on average. During the second, third and fourth quarters, the daily vaccination of the first and second doses increased significantly.



Vaccination Achievement per Quarter

In the third quarter of the immunization drive, 52% of the eligible population (18 + age) in Kerala were given the first dose and 29% the second dose.

Dose Progression

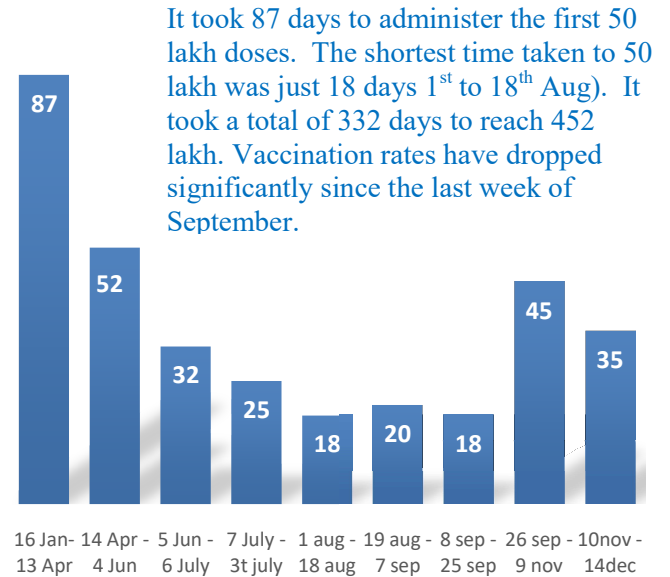
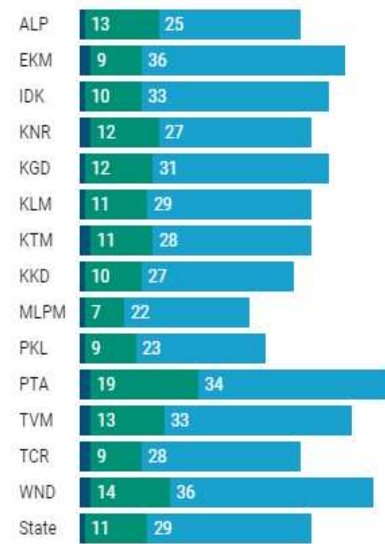
The chart shows the days taken for total COVID-19 Vaccination doses (both first and second) in Kerala to cross every 50 lakh dose mark

■ Q1 ■ Q2 ■ Q3

First Dose



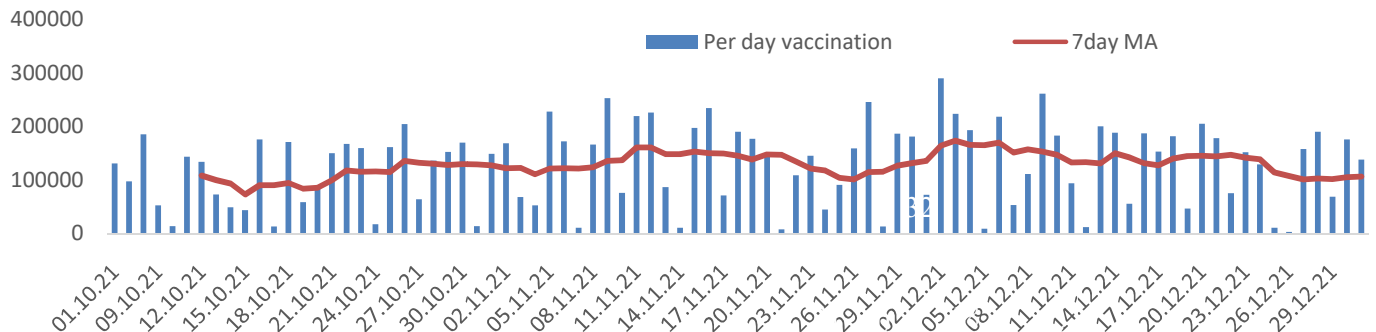
Second Dose



It took 87 days to administer the first 50 lakh doses. The shortest time taken to 50 lakh was just 18 days 1st to 18th Aug). It took a total of 332 days to reach 452 lakh. Vaccination rates have dropped significantly since the last week of September.

Vaccine Administered per Day and 7 days Moving Average in Last Quarter (Oct -Dec)

The seven-day moving average of daily doses in the last quarter showed a peak on December 2nd and continued to fluctuate thereafter



Important Message to the Public

- a. *Infection or infection rate is only a part and disease manifestation of disease is to be monitored*
- b. *Fatality among vaccinated people is very less. Disease severity among vaccinated people is less.*
- c. *People with comorbidity should be careful. Once detected covid positive they should get admitted and do not stay at home.*
- d. *Death among non-vaccinated people, especially people with comorbidity is because of late arrival in hospitals*
- e. *Diabetes and Hypertension together is the most common cause of patient death if they arrive late.*
- f. *Vaccinated people, only if symptomatic are advised to consult Doctor.*
- g. *Non Vaccinated people, if symptomatic, may do RTPCR test*
- h. *Antigen testing is only for emergency purpose*
- i. *Non vaccinated people with co-morbidities to do testing by RTPCR and consult doctor*
- j. *Repeat RTPCR is not needed among the people who are detected COVID positive in the previous 2 months*
- k. *All young person detected positive and at home isolation should do glucose test*

TABLE1.Total Vaccination done in the State as on 01/05/2022 midnight

State Summary (15+ years)-Total doses administered till 01/05/2022 at 12 AM								
District	Target	First Dose	Percent age	Second Dose	Percentage*	Precaution Dose	Percentage	Total doses administered
Alappuzha	1829568	1706700	93%	1571961	86%	135999	33%	3,414,660
Ernakulam	3217878	3229231	100%	2741106	85%	160495	23%	6,130,832
Idukki	950762	942323	99%	783548	82%	33238	17%	1,759,109
Kannur	2100307	2123216	101%	1861114	89%	117416	25%	4,101,746
Kasaragod	1092141	1023671	94%	853170	78%	41895	17%	1,918,736
Kollam	2268371	2179171	96%	1878002	83%	120386	26%	4,177,559
Kottayam	1704500	1636480	96%	1429751	84%	109976	28%	3,176,207
Kozhikode	2746273	2620868	95%	2172394	79%	104287	19%	4,897,549
Malappuram	3386535	3324890	98%	2598105	77%	85573	17%	6,008,568
Palakkad	2349082	2300269	98%	1965906	84%	116898	30%	4,383,073
Pathanamthitta	1118564	1140431	102%	961692	86%	112398	32%	2,214,521
Thiruvananthapuram	2914006	2823549	97%	2434821	84%	186206	27%	5,444,576
Thrissur	2767777	2591264	94%	2372701	86%	168609	30%	5,132,574
Wayanad	716933	731268	102%	629734	88%	34301	18%	1,395,303
Grand Total	29,162,697	28,373,331	97%	24,254,005	83%	1,527,677	25%	54,155,013

TABLE2.Covid-19Vaccination Center Functional in the State as on 01/05/2022 midnight

DISTRICTS	12+	15+	18+	Total
Alappuzha	0	0	2	2
Ernakulam	0	1	7	8
Idukki	0	0	0	0
Kannur	0	0	3	3
Kasaragod	0	0	1	1
Kollam	0	0	4	4
Kottayam	0	0	1	1
Kozhikode	0	0	4	4
Malappuram	0	0	2	2
Palakkad	0	0	2	2
Pathanamthitta	0	0	6	6
Thiruvananthapuram	0	0	6	6
Thrissur	0	1	11	12
Wayanad	0	0	0	0
GrandTotal	0	2	49	51

TABLE3. Health Care Workers Coverage as on 01/05/2022 midnight

DISTRICT	1st DOSE	2nd Dose	% fully vaccinated	Precaution dose	Precaution dose (%) *
Alappuzha	29022	27219	94%	12998	53%
Ernakulam	85566	75766	89%	30198	44%
Idukki	13554	13001	96%	5534	47%
Kannur	40388	37520	93%	17707	52%
Kasaragod	11610	10808	93%	4662	48%
Kollam	36036	33802	94%	14430	49%
Kottayam	38706	36291	94%	16216	50%
Kozhikode	52734	47933	91%	17270	41%
Malappuram	44834	41977	94%	16870	48%
Palakkad	34674	32003	92%	15126	53%
Pathanamthitta	29336	25072	85%	11220	50%
Thiruvananthapuram	73423	66358	90%	25878	45%
Thrissur	51909	49172	95%	25398	57%
Wayanad	13978	13286	95%	6216	51%
Grand Total	555770	510208	92%	219723	48%

1st Dose coverage for HCW is 100%

*Proportion of beneficiaries who are eligible (completed 9 months after 2nd dose)

TABLE4. Frontline workers Coverage as on 01/05/2022 midnight

DISTRICT	1st dose	2nd Dose	% fully vaccinated	Precaution dose	Precaution dose(%) *
Alappuzha	39128	36738	94%	12528	38%
Ernakulam	54934	50327	92%	17243	39%
Idukki	22993	21329	93%	5038	28%
Kannur	41382	39956	97%	11643	32%
Kasaragod	24615	22463	91%	6039	30%
Kollam	42235	38810	92%	9674	29%
Kottayam	32141	30594	95%	10400	37%
Kozhikode	55273	52543	95%	8703	19%
Malappuram	53913	51249	95%	12397	28%
Palakkad	48096	45521	95%	15194	37%
Pathanamthitta	25249	22520	89%	6584	33%
Thiruvananthapuram	72998	67594	93%	19781	36%
Thrissur	41907	40724	97%	16620	46%
Wayanad	17021	16090	95%	3883	27%
Grand Total	571885	536458	94%	155727	33%

1st Dose coverage for FLW is 100%

*Proportion of beneficiaries who are eligible (completed 9 months after 2nd dose)

TABLE5.Age-Appropriate Group (45-59 Years) Coverage as on 01/05/2022 midnight

Table 5: Age appropriate group (45-59 years) coverage							
45-59 years Coverage as on 02/05/2022 at 12 AM							
District	Target	1st Dose Coverage	Percentage	2nd Dose Coverage	Percentage fully vaccinated	Precaution dose	%
Alappuzha	535436	438824	82%	415439	78%	1338	1%
Ernakulam	809349	783459	97%	701303	87%	5680	3%
Idukki	237564	246928	104%	218902	92%	231	0%
Kannur	527295	515732	98%	479226	91%	1320	1%
Kasaragod	253027	252161	100%	223630	88%	187	0%
Kollam	541201	559927	103%	501575	93%	1380	1%
Kottayam	478470	414070	87%	373934	78%	1675	1%
Kozhikode	658949	654715	99%	580260	88%	1386	1%
Malappuram	733338	722701	99%	626402	85%	739	0%
Palakkad	614226	547086	89%	498514	81%	1686	1%
Pathanamthitta	264372	281748	107%	251431	95%	1298	1%
Thiruvananthapuram	735836	681455	93%	612489	83%	4137	2%
Thrissur	689418	663836	96%	623793	90%	4698	3%
Wayanad	170537	177120	104%	164199	96%	135	0%
Grand Total	7249018	6,939,762	96%	6,271,097	87%	25890	1%

TABLE6.Age-Appropriate Group (≥60 Years) Coverage as on 01/05/2022midnight

Table 6: Age appropriate group (≥ 60 years) coverage							
≥ 60 years Coverage as on 02/05/2022 at 12 AM							
District	Target	1st Dose Coverage	Percentage	2nd Dose Coverage	Percentage fully vaccinated	Precaution dose	%
Alappuzha	424565	428905	101%	400187	94%	108956	49%
Ernakulam	673885	676102	100%	619722	92%	106464	32%
Idukki	193981	194534	100%	172836	89%	22404	25%
Kannur	438602	444393	101%	412054	94%	86580	39%
Kasaragod	182460	181676	100%	160151	88%	30985	31%
Kollam	497558	499411	100%	454363	91%	94711	41%
Kottayam	418008	419571	100%	383539	92%	81493	40%
Kozhikode	526896	529051	100%	479318	91%	76741	32%
Malappuram	477642	488019	102%	433615	91%	55482	28%
Palakkad	437708	439722	100%	401305	92%	84802	45%
Pathanamthitta	311297	312143	100%	280373	90%	93053	48%
Thiruvananthapuram	630465	632883	100%	570579	91%	136118	42%
Thrissur	581781	587967	101%	557091	96%	121382	44%
Wayanad	128009	128288	100%	114302	89%	24057	30%
Grand Total	5922857	5,962,665	101%	5,439,435	92%	1,123,228	39%

TABLE 6. Age-Appropriate Group (18-44 Years) Coverage as on 01/05/2022 midnight

18-44 years Coverage as on 02/05/2022 at 12 AM								
District	Target	First Dose						
		1st Dose Coverage	Percentage	2nd Dose Coverage	Percentage fully vaccinated	Precaution dose	%	
Alappuzha	744178	669183	90%	628399	84%	179	1%	
Ernakulam	1470864	1508511	103%	1219435	83%	910	3%	
Idukki	437537	419043	96%	331608	76%	31	0%	
Kannur	947964	964111	102%	822332	87%	166	1%	
Kasaragod	556876	500752	90%	405771	73%	22	0%	
Kollam	1054752	931641	88%	785366	74%	191	1%	
Kottayam	665544	654543	98%	562603	85%	192	1%	
Kozhikode	1313678	1219502	93%	958362	73%	187	1%	
Malappuram	1777378	1827359	103%	1371191	77%	85	0%	
Palakkad	1088327	1085182	100%	905781	83%	90	0%	
Pathanamthitta	460819	442756	96%	353470	77%	243	2%	
Thiruvananthapuram	1309099	1246891	95%	1054563	81%	292	1%	
Thrissur	1274465	1096878	86%	1012710	79%	511	2%	
Wayanad	361152	354257	98%	300355	83%	10	0%	
Grand Total	13462633	12,920,609	96%	10,711,946	80%	3109	1%	
*Among those who have taken first dose								

TABLE 7. Age-Appropriate Group (15-17 Years) Coverage as on 01/05/2022 midnight

15-17 years Coverage as on 02/05/2022 at 12 AM					
District	Target	1st Dose Coverage	Percentage	2nd Dose Coverage	Percentage fully vaccinated
Alappuzha	80832	77024	95%	59447	74%
Ernakulam	172307	110929	64%	74230	43%
Idukki	51339	35759	70%	25444	50%
Kannur	97722	99127	101%	67682	69%
Kasaragod	60496	48606	80%	29667	49%
Kollam	105234	94798	90%	63141	60%
Kottayam	85400	64574	76%	42463	50%
Kozhikode	143028	106200	74%	53751	38%
Malappuram	241212	177143	73%	72874	30%
Palakkad	132742	113880	86%	76533	58%
Pathanamthitta	48854	39040	80%	28289	58%
Thiruvananthapuram	145238	100521	69%	61663	42%
Thrissur	123540	120753	98%	84998	69%
Wayanad	29245	34579	118%	20802	71%
Grand Total	1,517,189	1,222,933	80%	760,984	50%

Table 8: Age appropriate group (12-14 years) Coverage as on 01/05/2022 midnight

12-14 years Coverage as on 02/05/2022 at 12 AM					
District	Target	1st Dose Coverage	Percentage	2nd Dose Coverage	Percentage fully vaccinated
Alappuzha	43284	24614	57%	4532	10%
Ernakulam	90244	9730	11%	323	0%
Idukki	29672	9512	32%	428	1%
Kannur	89079	18083	20%	2344	3%
Kasaragod	39968	4251	11%	680	2%
Kollam	69984	15123	22%	945	1%
Kottayam	55571	12875	23%	327	1%
Kozhikode	103644	3393	3%	227	0%
Malappuram	159652	10921	7%	797	0%
Palakkad	75249	31629	42%	6249	8%
Pathanamthitta	33203	10159	31%	537	2%
Thiruvananthapuram	93804	15378	16%	1575	2%
Thrissur	99789	28014	28%	4213	4%
Wayanad	27857	6025	22%	700	3%
Grand Total	10,11,000	199,707	20%	23,877	2%

TABLE9.State Summary (18+) as on 01/05/2022 midnight

State Summary (18+) 02-05-2022 at 12 AM							
District	Target	First Dose	Percentage	Second Dose	Percentage*	Precaution Dose	Percentage
Alappuzha	1704179	1605062	94%	1507982	88%	135999	33%
Ernakulam	2954098	3108572	105%	2666553	90%	160495	23%
Idukki	869082	897052	103%	757676	87%	33238	17%
Kannur	1913861	2006006	105%	1791088	94%	117416	25%
Kasaragod	992363	970814	98%	822823	83%	41895	17%
Kollam	2093511	2069250	99%	1813916	87%	120386	26%
Kottayam	1562022	1559031	100%	1386961	89%	109976	28%
Kozhikode	2499523	2511275	100%	2118416	85%	104287	19%
Malappuram	2988358	3136826	105%	2524434	84%	85573	17%
Palakkad	2140261	2154760	101%	1883124	88%	116898	30%
Pathanamthitta	1036488	1091232	105%	932866	90%	112398	32%
Thiruvananthapuram	2675400	2707650	101%	2371583	89%	186206	27%
Thrissur	2545664	2442497	96%	2283490	90%	168609	30%
Wayanad	659698	690664	105%	608232	92%	34301	18%
Grand Total	2,66,34,508	26,950,691	101%	23,469,144	88%	1527677	25%

*Revised target population (> 18 years) as per MOHFW is 2.67 crores

*As per letter from Additional Secretary MOHFW- D O No 2317579/2021/Imm dated 15/09/2021

TABLE 10. Achievement for the day 01/05/2022 midnight

Daily achievement 01-05-2022				
District	First Dose	Second Dose	Precaution dose	Total Doses Administered
Alappuzha	3	1	41	45
Ernakulam	20	54	252	326
Idukki	0	0	0	0
Kannur	2	19	29	50
Kasaragod	1	2	16	19
Kollam	2	9	62	73
Kottayam	0	2	42	44
Kozhikode	3	5	30	38
Malappuram	1	1	10	12
Palakkad	0	11	58	69
Pathanamthitta	0	0	1	1
Thiruvananthapuram	2	19	220	241
Thrissur	6	24	245	275
Wayanad	0	0	0	0
Grand Total	40	147	1006	1193

** Vaccine stock details couldn't be downloaded from e-VIN portal as the portal is down.

TABLE11.COVID Vaccination related sites

support@cowin.gov.in https://www.cowin.gov.in/home https://dashboard.kerala.gov.in/ https://dhs.kerala.gov.in/https://aogyakeralam.gov.in/https://sha.kerala.gov.in/

TABLE10.COVID Vaccination related Helpline numbers

National/State/District	Line1	Line2	Line3
National Helpline	1075	+91 1123978046	0120 4473222
Disha	1056	04712552056	
StateCallCenter	04712309251	04712309252	04712309255
Thiruvananthapuram	9188610100	1077	
Kollam	04742797609	8589015556	
Pathanamthitta	04682222515	04682228220	
Alappuzha	04772239999		
Kottayam	04812565200	04812304800	04812581900
Idukki	18004255640	04862232220	04862233118
Ernakulam	9072303861		
Thrissur	9400066921	9400066922	9400066923
Palakkad	04912505264	04912505189	8943341439
Malappuram	04832733253	04832737858	04832733252
Kozhikode	7594001442		
Wayanad	04936202343	04936202375	9072510900
Kannur	04972700194		
Kasargod	9061076590	9061079244	9061078026