



www.health.kerala.gov.in

**COVID-19 OUTBREAK CONTROL AND PREVENTION STATE CELL
HEALTH & FAMILY WELFARE DEPARTMENT**

controlroomdhskerala@gmail.com

www.dhs.kerala.gov.in

Kerala HEALTH-COVID-19 DAILY VACCINATION BULLETIN

Date: 02/05/2022

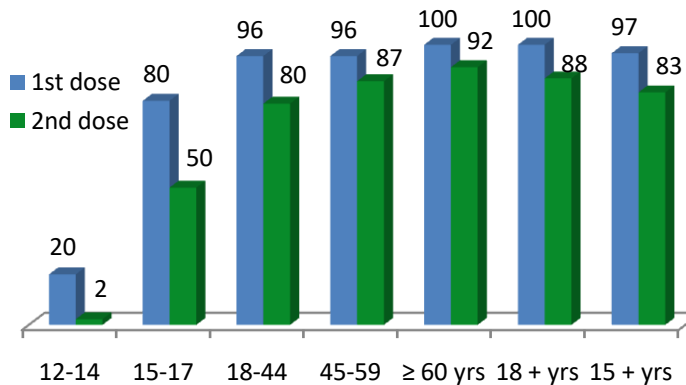
**OUR HEALTH OUR RESPONSIBILITY
VACCINE ADVISORY**

- People who are vaccinated with Covid Vaccine are reported to have reduced Covid related ICU admissions, serious disease and death.
- Early vaccination is useful to safeguard our life from this deadly disease.
- Vaccination sessions are planned as per the availability of vaccine. All are requested to cooperate.
- After receiving the first dose, second dose of Covishield vaccine is to be taken between 12–16 weeks and second dose of Covaxin between 4-6 weeks.
- Covid vaccination is currently available to all above 15 years. Children in 15-18 age group will get Covaxin.
- Health Staffs, Frontline workers and people above 60 years with co-morbidities will get precaution dose after 9 months or 39 weeks from the second dose. The Same vaccine administered as first and second dose is to be taken as precaution dose. People above 60 years with co-morbidities should take medical advice before receiving precaution dose.
- Vaccination is available free of cost in all Government covid vaccination centers, and at a nominal rate (as per the Gol order F.No.2079203/2021/Immunization) in selected private Hospitals.
- **ENSURE ALL YOUR ELIGIBLE FAMILY MEMBERS ARE PROTECTED BY RECEIVING ANY OF THE AVAILABLE COVID VACCINE.**
- **“BOTH COVAXIN AND COVISHIELD ARE EQUALLY EFFECTIVE AND SAFE”**
- **“BE FULLY PROTECTED – GET THE SECOND DOSE AT YOUR SCHEDULED TIME”**

ANALYSIS

COVID-19 mass vaccinations are showing signs of preventing illness and steep decline in cases and hospital admissions in countries which done vaccination. Kerala started its vaccination for health care workers from January 16, 2021. The COVID-19 Vaccines Operational Guidelines issued by the Ministry of Health and Family Welfare, Govt. of India, 28th December 2020 and all subsequent Guidelines issued by Ministry of Health and Family Welfare, Govt of India are followed at the sites and all vaccination lanes

Summary of COVID Vaccine Administered as on 02-05-2022 midnight



97% of eligible population vaccinated with a single dose till May 02



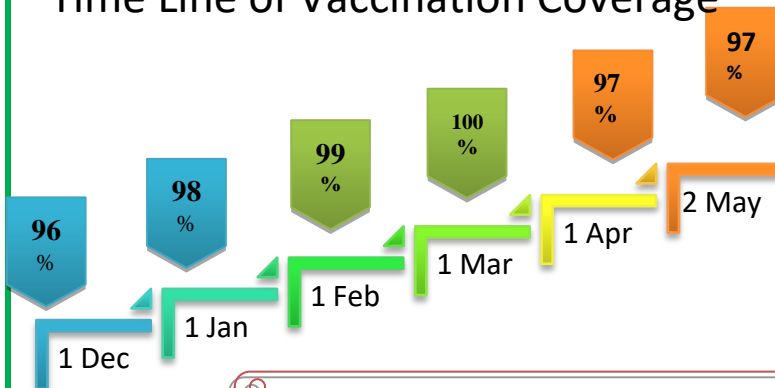
83% of eligible population vaccinated with double dose till May 02



State has vaccinated about 80% of children aged 15 - 17 years with a single dose



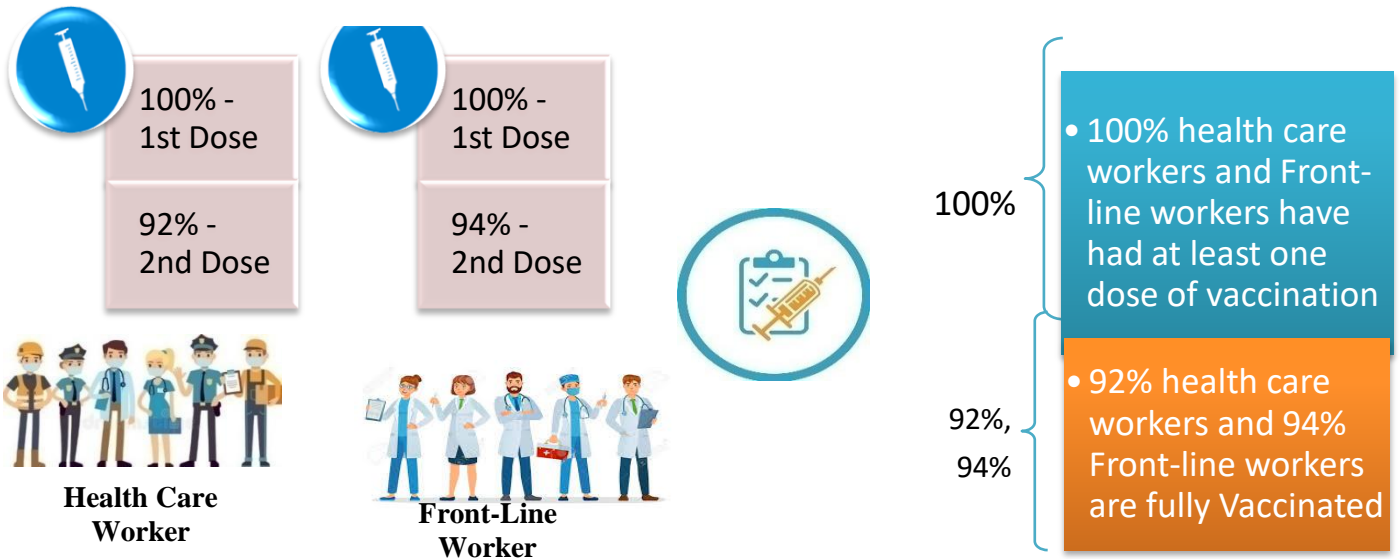
Time Line of Vaccination Coverage



Kerala began administration of COVID 19 Vaccines on 16th January, 2021. As of 02nd May 2022, Kerala has administered over 54 million doses overall, including first and second doses of vaccines.


Over 97 per cent of the eligible population (15 + years) in Kerala has been administered the first dose of the Covid-19 vaccine. The state has achieved the target within 478 days since the beginning of the vaccination drive on January 16, 2021

Health Care Workers & Front-line Workers Vaccinated



Are You Vaccinated? You Still Need to Practice: SMS

- Even after vaccination, follow COVID appropriate behavior
- Practice Social Distancing and greet without physical contact
- Always wear clean face mask
- Wash your hands thoroughly and frequently or use hand sanitizer
- Follow the current COVID 19 guidelines to prevent further spread
- Stay Safe. Stay Strong. Get Vaccinated



Even After Getting Vaccinated Keep Taking Precautions to Protect Your Self



GET VACCINATED



WASH YOUR HANDS



WEAR A MASK



KEEP YOUR DISTANCE

The Race Towards Full Vaccination - Weekly Trend

23rd – 29th April 2022

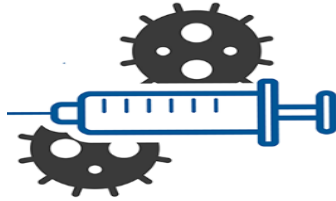
Kerala Administered over

0.71 Lakh

COVID Vaccine Doses

in the last 7 days

(23rd – 29th April, 2022)

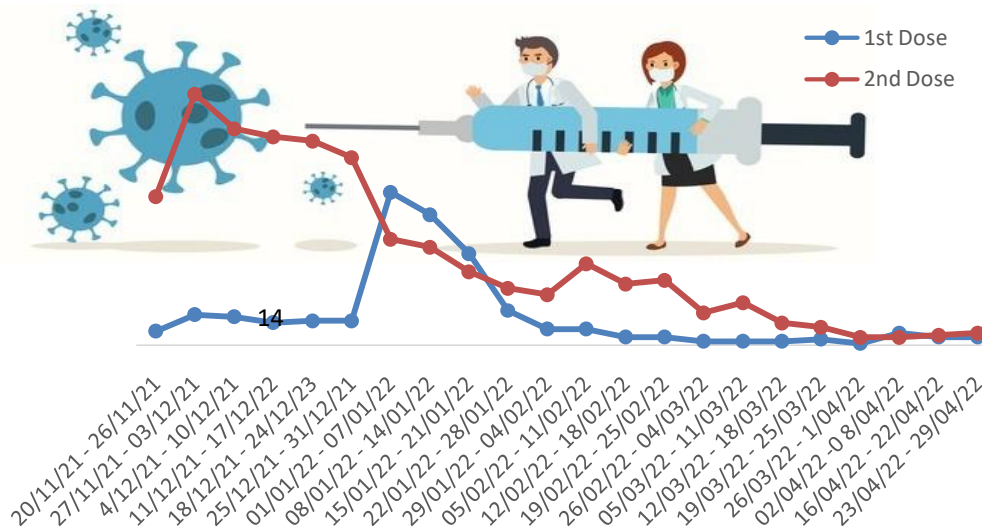


From 23rd – 29th April, 2022 on average

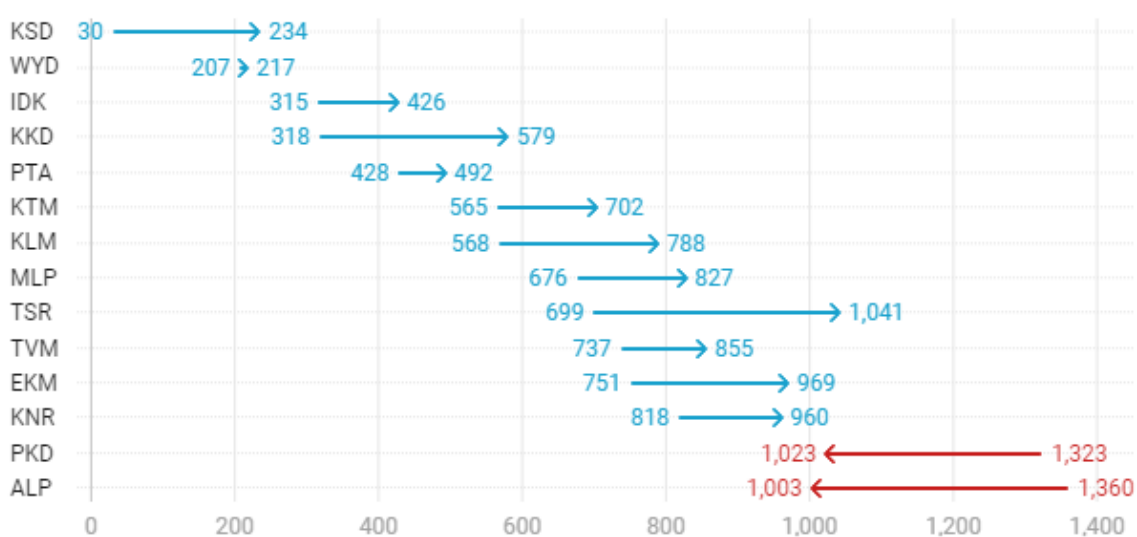
0.10lakh

doses were administered daily.

Average Doses Administered Per day per week (in 1000)



Trend in average per day vaccination (in 1000) for the last two weeks

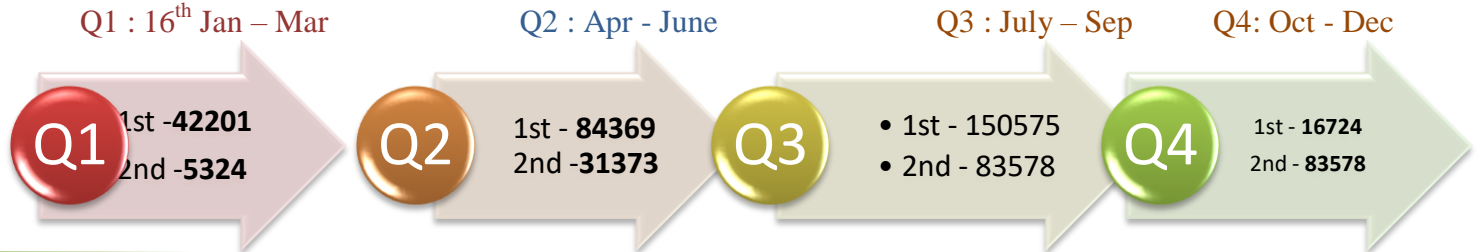


Race Against Time – Vaccination Quarterly Status

(Q1: 16th Jan-Mar, Q2: Apr-June, Q3: July-Sep, Q4: Oct-Dec)

Daily Average Doses Administered per Quarter

In the first Quarter, only 42201 first doses and 5324 second doses were administered daily on average. During the second, third and fourth quarters, the daily vaccination of the first and second doses increased significantly.



Vaccination Achievement per Quarter

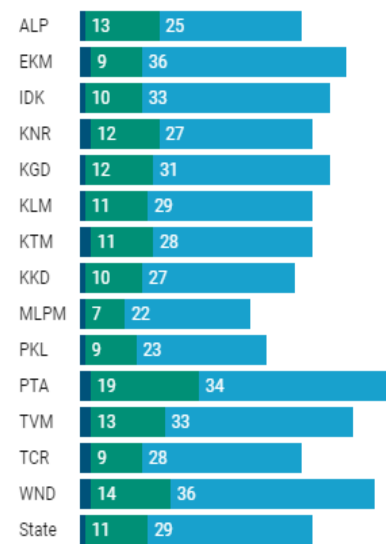
In the third quarter of the immunization drive, 52% of the eligible population (18 + age) in Kerala were given the first dose and 29% the second dose.

■ Q1 ■ Q2 ■ Q3

First Dose

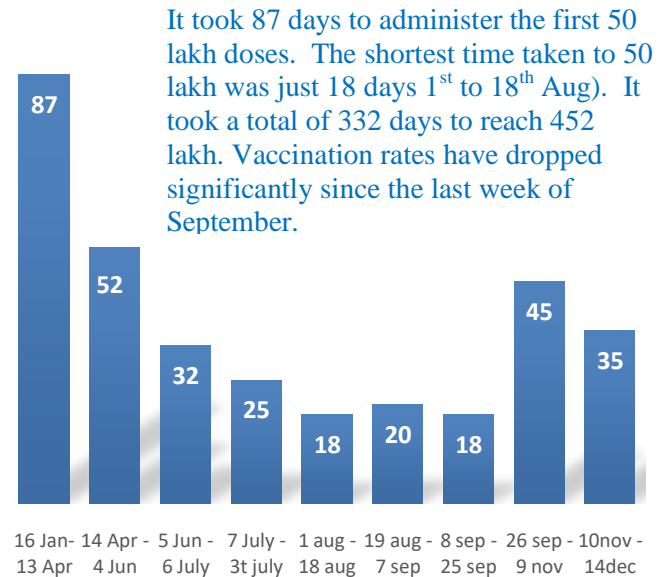


Second Dose



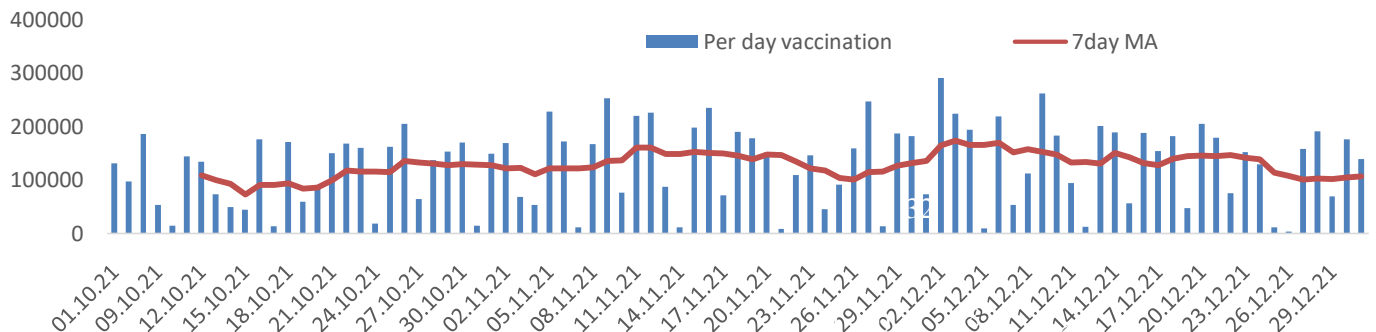
Dose Progression

The chart shows the days taken for total COVID-19 Vaccination doses (both first and second) in Kerala to cross every 50 lakh dose mark



Vaccine Administered per Day and 7 days Moving Average in Last Quarter (Oct -Dec)

The seven-day moving average of daily doses in the last quarter showed a peak on December 2nd and continued to fluctuate thereafter



Important Message to the Public

- a. *Infection or infection rate is only a part and disease manifestation of disease is to be monitored*
- b. *Fatality among vaccinated people is very less. Disease severity among vaccinated people is less.*
- c. *People with comorbidity should be careful. Once detected covid positive they should get admitted and do not stay at home.*
- d. *Death among non-vaccinated people, especially people with comorbidity is because of late arrival in hospitals*
- e. *Diabetes and Hypertension together is the most common cause of patient death if they arrive late.*
- f. *Vaccinated people, only if symptomatic are advised to consult Doctor.*
- g. *Non Vaccinated people, if symptomatic, may do RTPCR test*
- h. *Antigen testing is only for emergency purpose*
- i. *Non vaccinated people with co-morbidities to do testing by RTPCR and consult doctor*
- j. *Repeat RTPCR is not needed among the people who are detected COVID positive in the previous 2 months*
- k. *All young person detected positive and at home isolation should do glucose test*

TABLE1.Total Vaccination done in the State as on 02/05/2022 midnight

State Summary (15+ years)-Total doses administered till 03/05/2022 at 12 AM								
District	Target	First Dose	Percent age	Second Dose	Percentage*	Precaution Dose	Percentage	Total doses administered
Alappuzha	1829568	1706761	93%	1572247	86%	137288	32%	3,416,296
Ernakulam	3217878	3229271	100%	2741279	85%	161434	23%	6,131,984
Idukki	950762	942337	99%	783638	82%	33416	17%	1,759,391
Kannur	2100307	2123260	101%	1861231	89%	117573	25%	4,102,064
Kasaragod	1092141	1023680	94%	853231	78%	42000	17%	1,918,911
Kollam	2268371	2179175	96%	1878076	83%	120596	26%	4,177,847
Kottayam	1704500	1636498	96%	1429826	84%	110251	28%	3,176,575
Kozhikode	2746273	2621020	95%	2172965	79%	105469	19%	4,899,454
Malappuram	3386535	3324935	98%	2598178	77%	85674	17%	6,008,787
Palakkad	2349082	2300379	98%	1966143	84%	117213	30%	4,383,735
Pathanamthitta	1118564	1140466	102%	961767	86%	112736	31%	2,214,969
Thiruvananthapuram	2914006	2823631	97%	2434928	84%	186572	27%	5,445,131
Thrissur	2767777	2591699	94%	2373851	86%	171357	30%	5,136,907
Wayanad	716933	731268	102%	629735	88%	34315	18%	1,395,318
Grand Total	29,162,697	28,374,380	97%	24,257,095	83%	1,535,894	25%	54,167,369

TABLE2.Covid-19Vaccination Center Functional in the State as on 02/05/2022 midnight

DISTRICTS	12+	15+	18+	Total
Alappuzha	0	1	88	89
Ernakulam	0	1	26	27
Idukki	0	2	5	7
Kannur	1	2	5	8
Kasaragod	0	0	7	7
Kollam	0	2	8	10
Kottayam	1	2	8	11
Kozhikode	2	3	25	30
Malappuram	0	0	2	2
Palakkad	5	0	10	15
Pathanamthitta	0	0	7	7
Thiruvananthapuram	0	2	8	10
Thrissur	17	22	42	81
Wayanad	1	1	2	4
GrandTotal	27	38	243	308

TABLE3. Health Care Workers Coverage as on 02/05/2022 midnight

DISTRICT	1st DOSE	2nd Dose	% fully vaccinated	Precaution dose	Precaution dose (%) *
Alappuzha	29022	27221	94%	13033	53%
Ernakulam	85566	75766	89%	30232	44%
Idukki	13554	13001	96%	5542	47%
Kannur	40388	37520	93%	17716	51%
Kasaragod	11610	10808	93%	4664	48%
Kollam	36036	33802	94%	14435	49%
Kottayam	38706	36291	94%	16226	50%
Kozhikode	52734	47933	91%	17316	41%
Malappuram	44834	41977	94%	16880	48%
Palakkad	34674	32003	92%	15137	53%
Pathanamthitta	29336	25073	85%	11229	49%
Thiruvananthapuram	73423	66358	90%	25895	44%
Thrissur	51909	49177	95%	25442	57%
Wayanad	13978	13286	95%	6216	51%
Grand Total	555770	510216	92%	219963	48%

1st Dose coverage for HCW is 100%

*Proportion of beneficiaries who are eligible (completed 9 months after 2nd dose)

TABLE4. Frontline workers Coverage as on 02/05/2022 midnight

DISTRICT	1st dose	2nd Dose	% fully vaccinated	Precaution dose	Precaution dose(%) *
Alappuzha	39128	36738	94%	12562	38%
Ernakulam	54934	50328	92%	17275	39%
Idukki	22993	21329	93%	5045	28%
Kannur	41382	39956	97%	11649	32%
Kasaragod	24615	22463	91%	6042	30%
Kollam	42235	38810	92%	9682	29%
Kottayam	32141	30594	95%	10413	37%
Kozhikode	55273	52544	95%	8737	19%
Malappuram	53913	51249	95%	12404	28%
Palakkad	48096	45522	95%	15213	37%
Pathanamthitta	25249	22520	89%	6598	33%
Thiruvananthapuram	72998	67594	93%	19828	36%
Thrissur	41907	40725	97%	16686	46%
Wayanad	17021	16090	95%	3883	27%
Grand Total	571885	536462	94%	156017	33%

1st Dose coverage for FLW is 100%

*Proportion of beneficiaries who are eligible (completed 9 months after 2nd dose)

TABLE5.Age-Appropriate Group (45-59 Years) Coverage as on 02/05/2022 midnight

Table 5: Age appropriate group (45-59 years) coverage							
45-59 years Coverage as on 03/05/2022 at 12 AM							
District	Target	1st Dose Coverage	Percentage	2nd Dose Coverage	Percentage fully vaccinated	Precaution dose	%
Alappuzha	535436	438826	82%	415476	78%	1380	1%
Ernakulam	809349	783464	97%	701318	87%	6021	3%
Idukki	237564	246928	104%	218911	92%	247	0%
Kannur	527295	515735	98%	479234	91%	1385	1%
Kasaragod	253027	252162	100%	223633	88%	197	0%
Kollam	541201	559927	103%	501580	93%	1477	1%
Kottayam	478470	414070	87%	373938	78%	1810	2%
Kozhikode	658949	654722	99%	580316	88%	1462	1%
Malappuram	733338	722701	99%	626411	85%	751	0%
Palakkad	614226	547089	89%	498534	81%	1777	2%
Pathanamthitta	264372	281748	107%	251437	95%	1401	1%
Thiruvananthapuram	735836	681460	93%	612496	83%	4270	2%
Thrissur	689418	663843	96%	623876	90%	4982	3%
Wayanad	170537	177120	104%	164200	96%	147	0%
Grand Total	7249018	6,939,795	96%	6,271,360	87%	27307	1%

TABLE6.Age-Appropriate Group (≥60 Years) Coverage as on 02/05/2022midnight

Table 6: Age appropriate group (≥ 60 years) coverage							
≥ 60 years Coverage as on 03/05/2022 at 12 AM							
District	Target	1st Dose Coverage	Percentage	2nd Dose Coverage	Percentage fully vaccinated	Precaution dose	%
Alappuzha	424565	428913	101%	400229	94%	110119	49%
Ernakulam	673885	676105	100%	619729	92%	106924	32%
Idukki	193981	194534	100%	172839	89%	22550	25%
Kannur	438602	444396	101%	412060	94%	86645	39%
Kasaragod	182460	181676	100%	160152	88%	31074	31%
Kollam	497558	499411	100%	454368	91%	94791	41%
Kottayam	418008	419571	100%	383543	92%	81602	40%
Kozhikode	526896	529061	100%	479340	91%	77759	32%
Malappuram	477642	488019	102%	433616	91%	55545	28%
Palakkad	437708	439725	100%	401313	92%	84993	45%
Pathanamthitta	311297	312143	100%	280380	90%	93252	48%
Thiruvananthapuram	630465	632884	100%	570586	91%	136272	41%
Thrissur	581781	587972	101%	557137	96%	123689	44%
Wayanad	128009	128288	100%	114302	89%	24059	30%
Grand Total	5922857	5,962,698	101%	5,439,594	92%	1,129,274	39%

TABLE6.Age-Appropriate Group (18-44 Years) Coverage as on 02/05/2022 midnight

18-44 years Coverage as on 03/05/2022 at 12 AM							
District	Target	First Dose					
		1st Dose Coverage	Percentage	2nd Dose Coverage	Percentage fully vaccinated	Precaution dose	%
Alappuzha	744178	669203	90%	628598	84%	194	1%
Ernakulam	1470864	1508535	103%	1219572	83%	982	3%
Idukki	437537	419053	96%	331672	76%	32	0%
Kannur	947964	964119	102%	822377	87%	178	1%
Kasaragod	556876	500756	90%	405816	73%	23	0%
Kollam	1054752	931643	88%	785413	74%	211	1%
Kottayam	665544	654548	98%	562648	85%	200	1%
Kozhikode	1313678	1219581	93%	958788	73%	195	1%
Malappuram	1777378	1827365	103%	1371243	77%	94	0%
Palakkad	1088327	1085190	100%	905895	83%	93	0%
Pathanamthitta	460819	442771	96%	353507	77%	256	2%
Thiruvananthapuram	1309099	1246906	95%	1054618	81%	307	1%
Thrissur	1274465	1096917	86%	1013309	80%	558	2%
Wayanad	361152	354257	98%	300355	83%	10	0%
Grand Total	13462633	12,920,844	96%	10,713,811	80%	3333	1%
*Among those who have taken first dose							

TABLE 7. Age-Appropriate Group (15-17 Years) Coverage as on 02/05/2022 midnight

15-17 years Coverage as on 03/05/2022 at 12 AM					
District	Target	1st Dose Coverage	Percentage	2nd Dose Coverage	Percentage fully vaccinated
Alappuzha	80832	77025	95%	59448	74%
Ernakulam	172307	110937	64%	74243	43%
Idukki	51339	35763	70%	25458	50%
Kannur	97722	99132	101%	67694	69%
Kasaragod	60496	48610	80%	29679	49%
Kollam	105234	94799	90%	63158	60%
Kottayam	85400	64587	76%	42485	50%
Kozhikode	143028	106217	74%	53806	38%
Malappuram	241212	177143	73%	72878	30%
Palakkad	132742	113880	86%	76533	58%
Pathanamthitta	48854	39040	80%	28289	58%
Thiruvananthapuram	145238	100552	69%	61687	42%
Thrissur	123540	120847	98%	85280	69%
Wayanad	29245	34579	118%	20802	71%
Grand Total	1,517,189	1,223,111	80%	761,440	50%

Table 8: Age appropriate group (12-14 years) Coverage as on 02/05/2022 midnight

12-14 years Coverage as on 03/05/2022 at 12 AM					
District	Target	1st Dose Coverage	Percentage	2nd Dose Coverage	Percentage fully vaccinated
Alappuzha	43284	24644	57%	4537	10%
Ernakulam	90244	9730	11%	323	0%
Idukki	29672	9512	32%	428	1%
Kannur	89079	18108	20%	2390	3%
Kasaragod	39968	4251	11%	680	2%
Kollam	69984	15124	22%	945	1%
Kottayam	55571	12875	23%	327	1%
Kozhikode	103644	3432	3%	238	0%
Malappuram	159652	10960	7%	804	1%
Palakkad	75249	31725	42%	6343	8%
Pathanamthitta	33203	10179	31%	561	2%
Thiruvananthapuram	93804	15408	16%	1589	2%
Thrissur	99789	28304	28%	4347	4%
Wayanad	27857	6025	22%	700	3%
Grand Total	10,11,000	200,277	20%	24,212	2%

TABLE9.State Summary (18+) as on 02/05/2022 midnight

State Summary (18+) 03-05-2022 at 12 AM							
District	Target	First Dose	Percentage	Second Dose	Percentage*	Precaution Dose	Percentage
Alappuzha	1704179	1605092	94%	1508262	89%	137288	32%
Ernakulam	2954098	3108604	105%	2666713	90%	161434	23%
Idukki	869082	897062	103%	757752	87%	33416	17%
Kannur	1913861	2006020	105%	1791147	94%	117573	25%
Kasaragod	992363	970819	98%	822872	83%	42000	17%
Kollam	2093511	2069252	99%	1813973	87%	120596	26%
Kottayam	1562022	1559036	100%	1387014	89%	110251	28%
Kozhikode	2499523	2511371	100%	2118921	85%	105469	19%
Malappuram	2988358	3136832	105%	2524496	84%	85674	17%
Palakkad	2140261	2154774	101%	1883267	88%	117213	30%
Pathanamthitta	1036488	1091247	105%	932917	90%	112736	31%
Thiruvananthapuram	2675400	2707671	101%	2371652	89%	186572	27%
Thrissur	2545664	2442548	96%	2284224	90%	171357	30%
Wayanad	659698	690664	105%	608233	92%	34315	18%
Grand Total	2,66,34,508	26,950,992	101%	23,471,443	88%	1535894	25%

*Revised target population (> 18 years) as per MOHFW is 2.67 crores

*As per letter from Additional Secretary MOHFW- D O No 2317579/2021/Imm dated 15/09/2021

TABLE 10. Achievement for the day 02/05/2022 midnight

Daily achievement 03-05-2022				
District	First Dose	Second Dose	Precaution dose	Total Doses Administered
Alappuzha	61	286	1289	1636
Ernakulam	40	173	939	1152
Idukki	14	90	178	282
Kannur	44	110	156	310
Kasaragod	9	61	105	175
Kollam	3	74	209	286
Kottayam	18	75	275	368
Kozhikode	144	571	1179	1894
Malappuram	45	73	98	216
Palakkad	97	232	314	643
Pathanamthitta	35	75	333	443
Thiruvananthapuram	51	93	363	507
Thrissur	435	1149	2745	4329
Wayanad	0	1	14	15
Grand Total	996	3063	8197	12256

** Vaccine stock details couldn't be downloaded from e-VIN portal as the portal is down.

TABLE11.COVID Vaccination related sites

support@cowin.gov.in https://www.cowin.gov.in/home https://dashboard.kerala.gov.in/ https://dhs.kerala.gov.in/https://aogyakeralam.gov.in/https://sha.kerala.gov.in/

TABLE10.COVID Vaccination related Helpline numbers

National/State/District	Line1	Line2	Line3
National Helpline	1075	+91 1123978046	0120 4473222
Disha	1056	04712552056	
StateCallCenter	04712309251	04712309252	04712309255
Thiruvananthapuram	9188610100	1077	
Kollam	04742797609	8589015556	
Pathanamthitta	04682222515	04682228220	
Alappuzha	04772239999		
Kottayam	04812565200	04812304800	04812581900
Idukki	18004255640	04862232220	04862233118
Ernakulam	9072303861		
Thrissur	9400066921	9400066922	9400066923
Palakkad	04912505264	04912505189	8943341439
Malappuram	04832733253	04832737858	04832733252
Kozhikode	7594001442		
Wayanad	04936202343	04936202375	9072510900
Kannur	04972700194		
Kasargod	9061076590	9061079244	9061078026