



കേരള സർക്കാർ

www.health.kerala.gov.in

**COVID-19 OUTBREAK CONTROL AND PREVENTION STATE CELL
HEALTH & FAMILY WELFARE DEPARTMENT**

controlroomdhskerala@gmail.com

www.dhs.kerala.gov.in

Kerala HEALTH-COVID-19 DAILY VACCINATION BULLETIN

Date: 03/05/2022

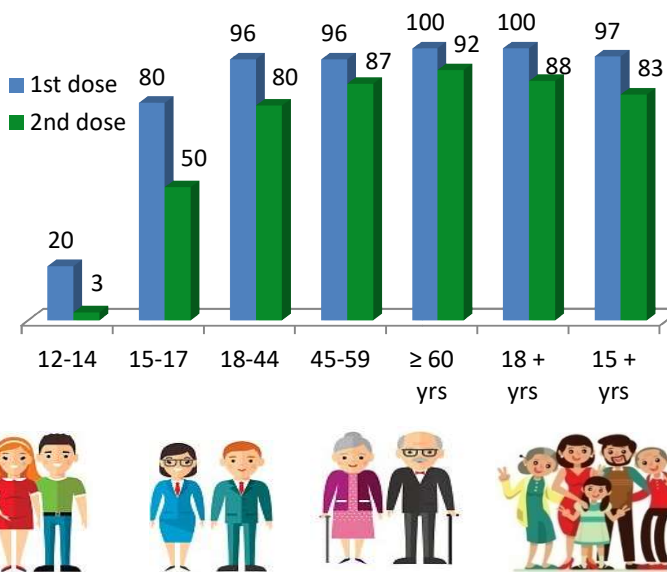
**OUR HEALTH OUR RESPONSIBILITY
VACCINE ADVISORY**

- *People who are vaccinated with Covid Vaccine are reported to have reduced Covid related ICU admissions, serious disease and death.*
- *Early vaccination is useful to safeguard our life from this deadly disease.*
- *Vaccination sessions are planned as per the availability of vaccine. All are requested to cooperate.*
- *After receiving the first dose, second dose of Covishield vaccine is to be taken between 12–16 weeks and second dose of Covaxin between 4-6 weeks.*
- *Covid vaccination is currently available to all above 15 years. Children in 15-18 age group will get Covaxin.*
- *Health Staffs, Frontline workers and people above 60 years with co-morbidities will get precaution dose after 9 months or 39 weeks from the second dose. The Same vaccine administered as first and second dose is to be taken as precaution dose. People above 60 years with co-morbidities should take medical advice before receiving precaution dose.*
- *Vaccination is available free of cost in all Government covid vaccination centers, and at a nominal rate (as per the Gol order F.No.2079203/2021/Immunization) in selected private Hospitals.*
- ***ENSURE ALL YOUR ELIGIBLE FAMILY MEMBERS ARE PROTECTED BY RECEIVING ANY OF THE AVAILABLE COVID VACCINE.***
- ***“BOTH COVAXIN AND COVISHIELD ARE EQUALLY EFFECTIVE AND SAFE”***
- ***“BE FULLY PROTECTED – GET THE SECOND DOSE AT YOUR SCHEDULED TIME”***

ANALYSIS


COVID-19 mass vaccinations are showing signs of preventing illness and steep decline in cases and hospital admissions in countries which done vaccination. Kerala started its vaccination for health care workers from January 16, 2021. The COVID-19 Vaccines Operational Guidelines issued by the Ministry of Health and Family Welfare, Govt. of India, 28th December 2020 and all subsequent Guidelines issued by Ministry of Health and Family Welfare, Govt of India are followed at the sites and all vaccination lanes

Summary of COVID Vaccine Administered as on 03-05-2022 midnight



- 97%** of eligible population vaccinated with a single dose till May 03
- 83%** of eligible population vaccinated with double dose till May 03
- State has vaccinated about **80%** of children aged 15 - 17 years with a single dose

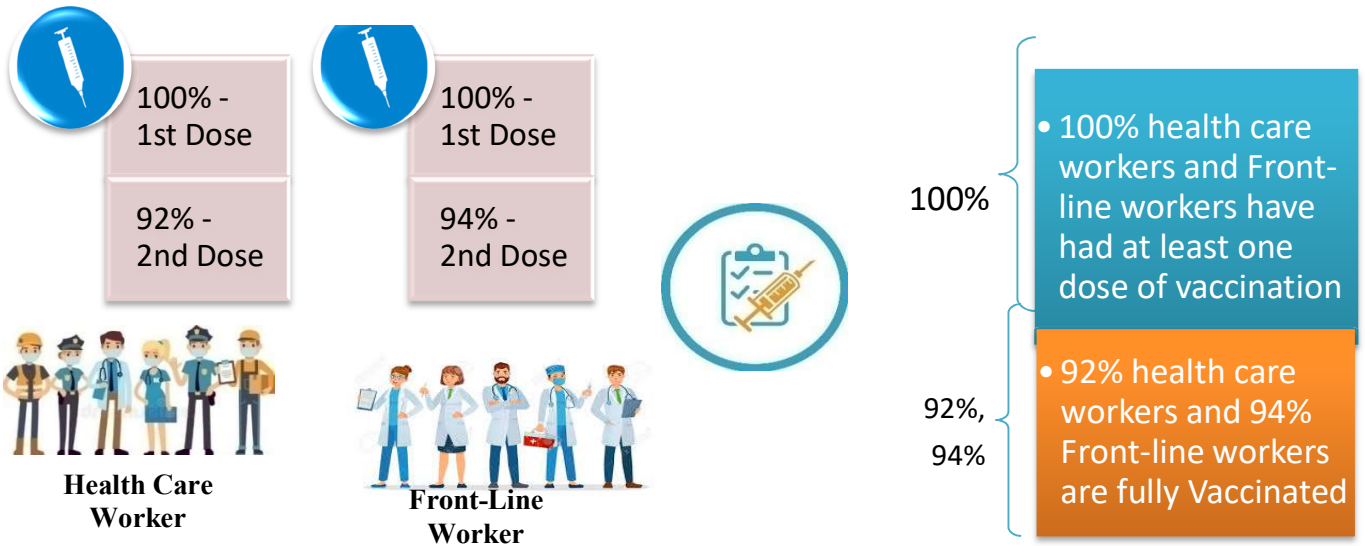
Time Line of Vaccination Coverage



Kerala began administration of COVID 19 Vaccines on 16th January, 2021. As of 03rd May 2022, Kerala has administered over 54 million doses overall, including first and second doses of vaccines.


Over 97 per cent of the eligible population (15 + years) in Kerala has been administered the first dose of the Covid-19 vaccine. The state has achieved the target within 479 days since the beginning of the vaccination drive on January 16, 2021

Health Care Workers & Front-line Workers Vaccinated



Are You Vaccinated? You Still Need to Practice: SMS

- Even after vaccination, follow COVID appropriate behavior
- Practice Social Distancing and greet without physical contact
- Always wear clean face mask
- Wash your hands thoroughly and frequently or use hand sanitizer
- Follow the current COVID 19 guidelines to prevent further spread
- Stay Safe. Stay Strong. Get Vaccinated



Even After Getting Vaccinated Keep Taking Precautions to Protect Your Self



The Race Towards Full Vaccination - Weekly Trend

23rd – 29th April 2022

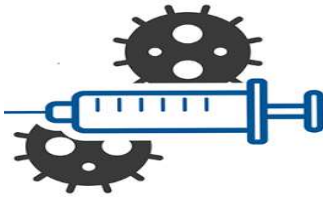
Kerala Administered over

0.71 Lakh

COVID Vaccine Doses

in the last 7 days

(23rd – 29th April, 2022)

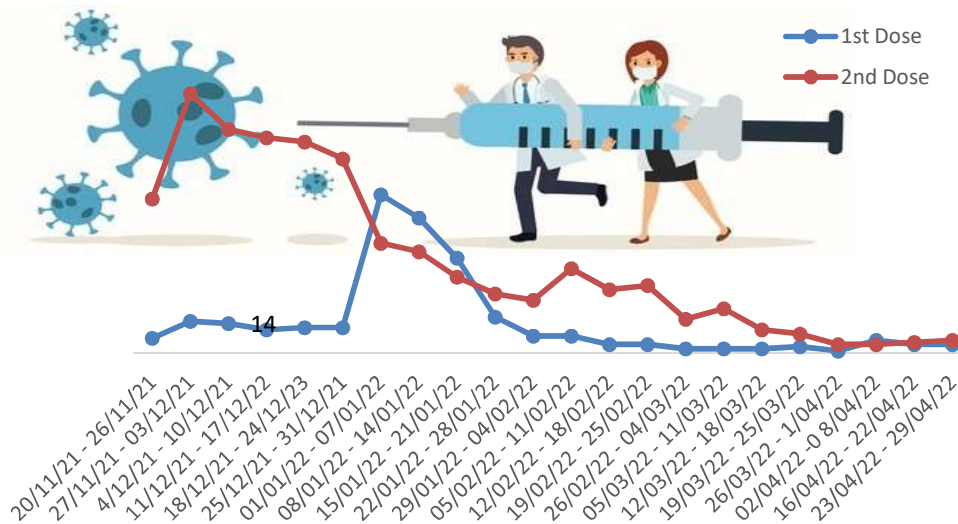


From 23rd – 29th April, 2022 on average

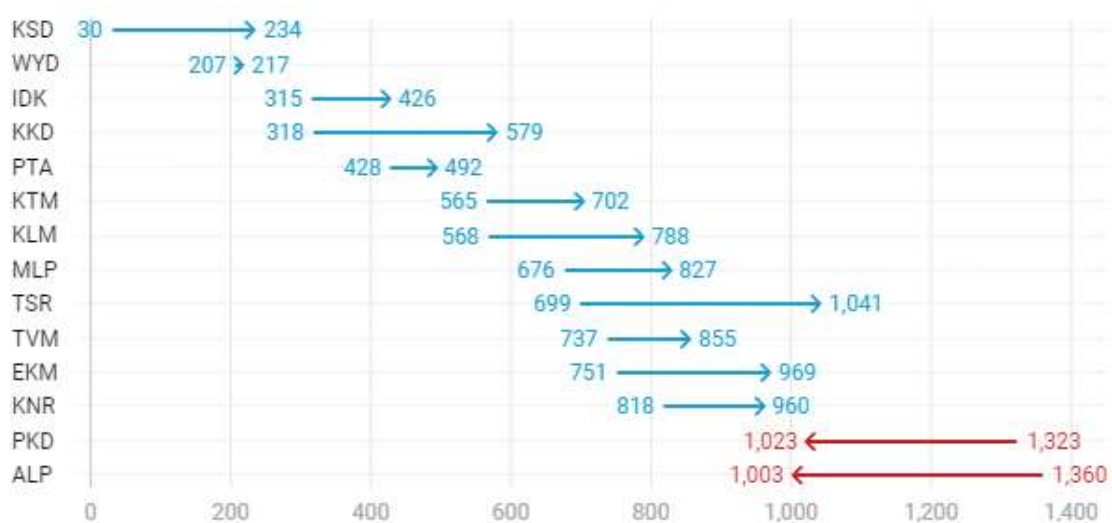
0.10lakh

doses were administered daily.

Average Doses Administered Per day per week (in 1000)



Trend in average per day vaccination (in 1000) for the last two weeks

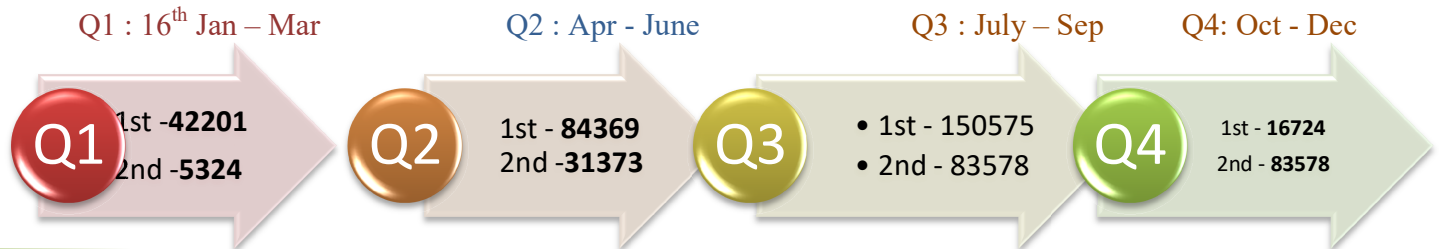


Race Against Time – Vaccination Quarterly Status

(Q1:16th Jan-Mar, Q2: Apr-June, Q3: July-Sep, Q4: Oct - Dec)

Daily Average Doses Administered per Quarter

In the first Quarter, only 42201 first doses and 5324 second doses were administered daily on average. During the second, third and fourth quarters, the daily vaccination of the first and second doses increased significantly.



Vaccination Achievement per Quarter

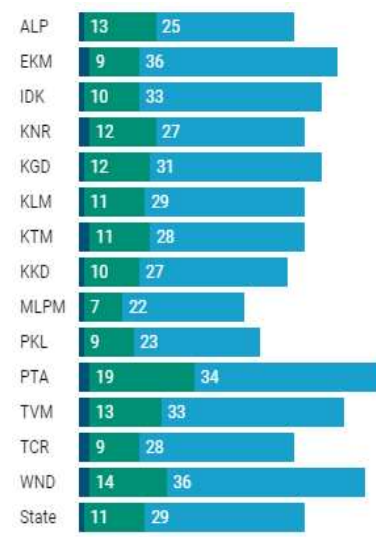
In the third quarter of the immunization drive, 52% of the eligible population (18 + age) in Kerala were given the first dose and 29% the second dose.

■ Q1 ■ Q2 ■ Q3

First Dose

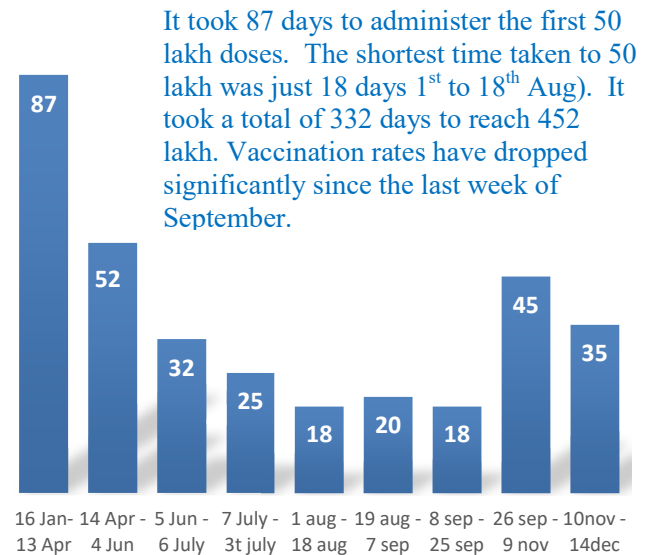


Second Dose



Dose Progression

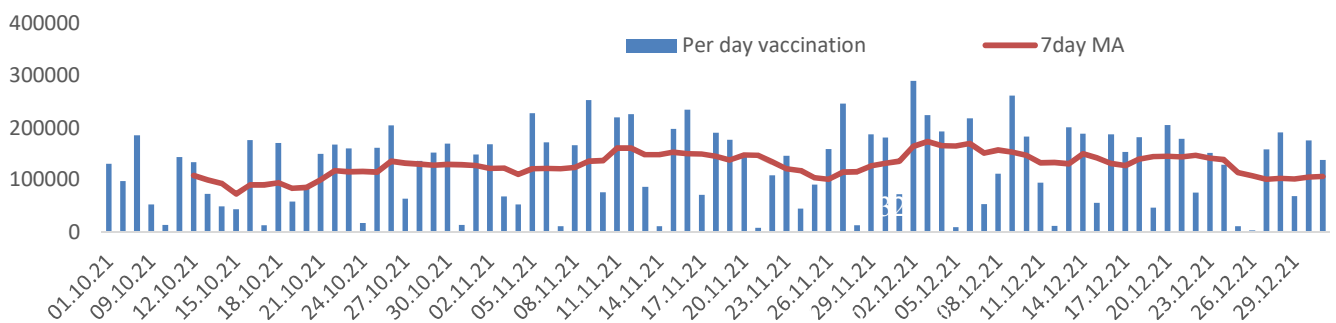
The chart shows the days taken for total COVID-19 Vaccination doses (both first and second) in Kerala to cross every 50 lakh dose mark



It took 87 days to administer the first 50 lakh doses. The shortest time taken to 50 lakh was just 18 days 1st to 18th Aug). It took a total of 332 days to reach 452 lakh. Vaccination rates have dropped significantly since the last week of September.

Vaccine Administered per Day and 7 days Moving Average in Last Quarter (Oct -Dec)

The seven-day moving average of daily doses in the last quarter showed a peak on December 2nd and continued to fluctuate thereafter



Important Message to the Public

- a. *Infection or infection rate is only a part and disease manifestation of disease is to be monitored*
- b. *Fatality among vaccinated people is very less. Disease severity among vaccinated people is less.*
- c. *People with comorbidity should be careful. Once detected covid positive they should get admitted and do not stay at home.*
- d. *Death among non-vaccinated people, especially people with comorbidity is because of late arrival in hospitals*
- e. *Diabetes and Hypertension together is the most common cause of patient death if they arrive late.*
- f. *Vaccinated people, only if symptomatic are advised to consult Doctor.*
- g. *Non Vaccinated people, if symptomatic, may do RTPCR test*
- h. *Antigen testing is only for emergency purpose*
- i. *Non vaccinated people with co-morbidities to do testing by RTPCR and consult doctor*
- j. *Repeat RTPCR is not needed among the people who are detected COVID positive in the previous 2 months*
- k. *All young person detected positive and at home isolation should do glucose test*

TABLE1.Total Vaccination done in the State as on 03/05/2022 midnight

State Summary (15+ years)-Total doses administered till 04/05/2022 at 12 AM								
District	Target	First Dose	Percent age	Second Dose	Percentage*	Precaution Dose	Percentage	Total doses administered
Alappuzha	1829568	1707591	93%	1572868	86%	137493	32%	34,17,952
Ernakulam	3217878	3229793	100%	2742004	85%	163633	23%	61,35,430
Idukki	950762	942532	99%	783927	83%	33643	17%	17,60,102
Kannur	2100307	2123342	101%	1861584	89%	118190	25%	41,03,116
Kasaragod	1092141	1023680	94%	853239	78%	42023	17%	19,18,942
Kollam	2268371	2179382	96%	1878905	83%	122202	26%	41,80,489
Kottayam	1704500	1636652	96%	1430307	84%	111686	28%	31,78,645
Kozhikode	2746273	2621058	95%	2173161	79%	105992	19%	49,00,211
Malappuram	3386535	3324938	98%	2598183	77%	85697	17%	60,08,818
Palakkad	2349082	2300448	98%	1966465	84%	117703	30%	43,84,616
Pathanamthitta	1118564	1140763	102%	962231	86%	113485	31%	22,16,479
Thiruvananthapuram	2914006	2823855	97%	2436542	84%	192531	28%	54,52,928
Thrissur	2767777	2592340	94%	2376910	86%	178126	31%	51,47,376
Wayanad	716933	731270	102%	629738	88%	34324	18%	13,95,332
Grand Total	29,162,697	2,83,77,644	97%	2,42,66,064	83%	15,56,728	25%	5,42,00,436

TABLE2.Covid-19Vaccination Center Functional in the State as on 03/05/2022 midnight

DISTRICTS	12+	15+	18+	Total
Alappuzha	84	0	5	89
Ernakulam	5	7	34	46
Idukki	5	3	7	15
Kannur	2	4	13	19
Kasaragod	0	1	5	6
Kollam	3	13	34	50
Kottayam	11	11	61	83
Kozhikode	4	6	21	31
Malappuram	1	0	1	2
Palakkad	4	5	17	26
Pathanamthitta	9	10	17	36
Thiruvananthapuram	0	1	115	116
Thrissur	9	87	107	203
Wayanad	0	0	1	1
GrandTotal	137	148	438	723

TABLE3. Health Care Workers Coverage as on 03/05/2022 midnight

<i>DISTRICT</i>	<i>1st DOSE</i>	<i>2nd Dose</i>	<i>% fully vaccinated</i>	<i>Precaution dose</i>	<i>Precaution dose (%) *</i>
Alappuzha	29022	27221	94%	13040	53%
Ernakulam	85566	75770	89%	30293	44%
Idukki	13554	13001	96%	5549	47%
Kannur	40388	37520	93%	17739	51%
Kasaragod	11610	10808	93%	4664	48%
Kollam	36036	33804	94%	14476	49%
Kottayam	38706	36291	94%	16267	50%
Kozhikode	52734	47933	91%	17339	41%
Malappuram	44834	41977	94%	16881	48%
Palakkad	34674	32003	92%	15150	53%
Pathanamthitta	29336	25074	85%	11261	50%
Thiruvananthapuram	73424	66361	90%	26079	45%
Thrissur	51909	49177	95%	25537	57%
Wayanad	13978	13286	95%	6216	51%
Grand Total	555771	510226	92%	220491	48%

1st Dose coverage for HCW is 100%

*Proportion of beneficiaries who are eligible (completed 9 months after 2nd dose)

TABLE4. Frontline workers Coverage as on 03/05/2022 midnight

<i>DISTRICT</i>	<i>1st dose</i>	<i>2nd Dose</i>	<i>% fully vaccinated</i>	<i>Precaution dose</i>	<i>Precaution dose(%) *</i>
Alappuzha	39128	36738	94%	12568	38%
Ernakulam	54934	50329	92%	17315	39%
Idukki	22993	21331	93%	5058	28%
Kannur	41382	39956	97%	11685	32%
Kasaragod	24615	22464	91%	6042	30%
Kollam	42235	38813	92%	9731	29%
Kottayam	32141	30594	95%	10443	37%
Kozhikode	55273	52544	95%	8754	19%
Malappuram	53913	51249	95%	12404	28%
Palakkad	48097	45522	95%	15237	37%
Pathanamthitta	25249	22521	89%	6626	33%
Thiruvananthapuram	72999	67598	93%	20077	36%
Thrissur	41907	40726	97%	16840	46%
Wayanad	17021	16090	95%	3883	27%
Grand Total	571887	536475	94%	156663	33%

1st Dose coverage for FLW is 100%

*Proportion of beneficiaries who are eligible (completed 9 months after 2nd dose)

TABLE5.Age-Appropriate Group (45-59 Years) Coverage as on 03/05/2022 midnight

Table 5: Age appropriate group (45-59 years) coverage							
45-59 years Coverage as on		04/05/2022		at 12 AM			
District	Target	1st Dose Coverage	Percentage	2nd Dose Coverage	Percentage fully vaccinated	Precaution dose	%
Alappuzha	535436	438826	82%	415480	78%	1452	1%
Ernakulam	809349	783474	97%	701359	87%	6304	3%
Idukki	237564	246928	104%	218922	92%	264	0%
Kannur	527295	515738	98%	479256	91%	1436	1%
Kasaragod	253027	252162	100%	223633	88%	206	0%
Kollam	541201	559932	103%	501659	93%	1537	1%
Kottayam	478470	414074	87%	373987	78%	1866	2%
Kozhikode	658949	654725	99%	580331	88%	1517	1%
Malappuram	733338	722703	99%	626411	85%	759	0%
Palakkad	614226	547090	89%	498561	81%	1841	2%
Pathanamthitta	264372	281754	107%	251458	95%	1477	1%
Thiruvananthapuram	735836	681478	93%	612693	83%	4401	2%
Thrissur	689418	663861	96%	624083	91%	5293	3%
Wayanad	170537	177121	104%	164201	96%	152	0%
Grand Total	7249018	69,39,866	96%	62,72,034	87%	28505	1%

TABLE6.Age-Appropriate Group (≥60 Years) Coverage as on 03/05/2022midnight

Table 6: Age appropriate group (≥ 60 years) coverage							
≥ 60 years Coverage as on		04/05/2022		at 12 AM			
District	Target	1st Dose Coverage	Percentage	2nd Dose Coverage	Percentage fully vaccinated	Precaution dose	%
Alappuzha	424565	428918	101%	400235	94%	110229	49%
Ernakulam	673885	676114	100%	619762	92%	108680	32%
Idukki	193981	194534	100%	172847	89%	22737	25%
Kannur	438602	444397	101%	412074	94%	87138	39%
Kasaragod	182460	181676	100%	160152	88%	31088	30%
Kollam	497558	499419	100%	454426	91%	96242	41%
Kottayam	418008	419578	100%	383588	92%	82903	40%
Kozhikode	526896	529061	100%	479362	91%	78180	32%
Malappuram	477642	488019	102%	433616	91%	55558	28%
Palakkad	437708	439727	100%	401337	92%	85375	45%
Pathanamthitta	311297	312146	100%	280394	90%	93847	48%
Thiruvananthapuram	630465	632903	100%	570747	91%	141652	43%
Thrissur	581781	587989	101%	557247	96%	129870	46%
Wayanad	128009	128288	100%	114303	89%	24063	30%
Grand Total	5922857	59,62,769	101%	54,40,090	92%	11,47,562	39%

TABLE 6. Age-Appropriate Group (18-44 Years) Coverage as on 03/05/2022 midnight

18-44 years Coverage as on 04/05/2022 at 12 AM							
District	Target	First Dose					
		1st Dose Coverage	Percentage	2nd Dose Coverage	Percentage fully vaccinated	Precaution dose	%
Alappuzha	744178	669210	90%	628627	84%	204	1%
Ernakulam	1470864	1508595	103%	1219994	83%	1041	3%
Idukki	437537	419064	96%	331755	76%	35	1%
Kannur	947964	964136	102%	822535	87%	192	1%
Kasaragod	556876	500756	90%	405823	73%	23	0%
Kollam	1054752	931704	88%	785924	75%	216	1%
Kottayam	665544	654582	98%	562915	85%	207	1%
Kozhikode	1313678	1219596	93%	958925	73%	202	1%
Malappuram	1777378	1827366	103%	1371248	77%	95	0%
Palakkad	1088327	1085222	100%	906105	83%	100	1%
Pathanamthitta	460819	442801	96%	353729	77%	274	2%
Thiruvananthapuram	1309099	1247082	95%	1055853	81%	322	1%
Thrissur	1274465	1097005	86%	1015059	80%	586	2%
Wayanad	361152	354258	98%	300356	83%	10	0%
Grand Total	13462633	1,29,21,377	96%	1,07,18,848	80%	3507	1%
*Among those who have taken first dose							

TABLE 7. Age-Appropriate Group (15-17 Years) Coverage as on 03/05/2022 midnight

15-17 years Coverage as on 04/05/2022 at 12 AM					
District	Target	1st Dose Coverage	Percentage	2nd Dose Coverage	Percentage fully vaccinated
Alappuzha	80832	77025	95%	59448	74%
Ernakulam	172307	111028	64%	74440	43%
Idukki	51339	35789	70%	25494	50%
Kannur	97722	99153	101%	67753	69%
Kasaragod	60496	48610	80%	29679	49%
Kollam	105234	94862	90%	63279	60%
Kottayam	85400	64609	76%	42544	50%
Kozhikode	143028	106225	74%	53828	38%
Malappuram	241212	177143	73%	72878	30%
Palakkad	132742	113893	86%	76561	58%
Pathanamthitta	48854	39070	80%	28357	58%
Thiruvananthapuram	145238	100561	69%	61701	42%
Thrissur	123540	121079	98%	86090	70%
Wayanad	29245	34579	118%	20802	71%
Grand Total	1,517,189	12,23,626	80%	7,62,854	50%

Table 8: Age appropriate group (12-14 years) Coverage as on 03/05/2022 midnight

12-14 years Coverage as on 04/05/2022 at 12 AM					
District	Target	1st Dose Coverage	Percentage	2nd Dose Coverage	Percentage fully vaccinated
Alappuzha	43284	25462	59%	5119	12%
Ernakulam	90244	10082	11%	350	0%
Idukki	29672	9670	33%	577	2%
Kannur	89079	18148	20%	2490	3%
Kasaragod	39968	4251	11%	680	2%
Kollam	69984	15194	22%	1000	1%
Kottayam	55571	12962	23%	388	1%
Kozhikode	103644	3444	3%	238	0%
Malappuram	159652	10960	7%	804	1%
Palakkad	75249	31745	42%	6376	8%
Pathanamthitta	33203	10407	31%	698	2%
Thiruvananthapuram	93804	15408	16%	1589	2%
Thrissur	99789	28590	29%	4528	5%
Wayanad	27857	6025	22%	700	3%
Grand Total	10,11,000	2,02,348	20%	25,537	3%

TABLE9.State Summary (18+) as on 03/05/2022 midnight

State Summary (18+) 04-05-2022 at 12 AM							
District	Target	First Dose	Percentage	Second Dose	Percentage*	Precaution Dose	Percentage
Alappuzha	1704179	1605104	94%	1508301	89%	137493	32%
Ernakulam	2954098	3108683	105%	2667214	90%	163633	23%
Idukki	869082	897073	103%	757856	87%	33643	17%
Kannur	1913861	2006041	105%	1791341	94%	118190	25%
Kasaragod	992363	970819	98%	822880	83%	42023	17%
Kollam	2093511	2069326	99%	1814626	87%	122202	26%
Kottayam	1562022	1559081	100%	1387375	89%	111686	28%
Kozhikode	2499523	2511389	100%	2119095	85%	105992	19%
Malappuram	2988358	3136835	105%	2524501	84%	85697	17%
Palakkad	2140261	2154810	101%	1883528	88%	117703	30%
Pathanamthitta	1036488	1091286	105%	933176	90%	113485	31%
Thiruvananthapuram	2675400	2707886	101%	2373252	89%	192531	28%
Thrissur	2545664	2442671	96%	2286292	90%	178126	31%
Wayanad	659698	690666	105%	608236	92%	34324	18%
Grand Total	2,66,34,508	2,69,51,670	101%	2,34,77,673	88%	1556728	25%

*Revised target population(> 18 years) as per MOHFW is 2.67 crores

*As per letter from Additional Secretary MOHFW- D O No 2317579/2021/Imm dated 15/09/2021

TABLE 10. Achievement for the day 03/05/2022 midnight

Daily achievement		04-05-2022		
District	First Dose	Second Dose	Precaution dose	Total Doses Administered
Alappuzha	826	607	165	1598
Ernakulam	498	678	2195	3371
Idukki	195	289	227	711
Kannur	82	351	614	1047
Kasaragod	0	8	22	30
Kollam	207	829	1606	2642
Kottayam	123	481	1435	2039
Kozhikode	38	196	516	750
Malappuram	3	5	23	31
Palakkad	69	322	490	881
Pathanamthitta	254	447	748	1449
Thiruvananthapuram	224	1612	5943	7779
Thrissur	641	3059	6769	10469
Wayanad	2	3	9	14
Grand Total	3162	8887	20762	32811

** Vaccine stock details couldn't be downloaded from e-VIN portal as the portal is down.

TABLE11.COVID Vaccination related sites

support@cowin.gov.in https://www.cowin.gov.in/home https://dashboard.kerala.gov.in/ https://dhs.kerala.gov.in/https://aogyakeralam.gov.in/https://sha.kerala.gov.in/

TABLE10.COVID Vaccination related Helpline numbers

National/State/District	Line1	Line2	Line3
National Helpline	1075	+91 1123978046	0120 4473222
Disha	1056	04712552056	
StateCallCenter	04712309251	04712309252	04712309255
Thiruvananthapuram	9188610100	1077	
Kollam	04742797609	8589015556	
Pathanamthitta	04682222515	04682228220	
Alappuzha	04772239999		
Kottayam	04812565200	04812304800	04812581900
Idukki	18004255640	04862232220	04862233118
Ernakulam	9072303861		
Thrissur	9400066921	9400066922	9400066923
Palakkad	04912505264	04912505189	8943341439
Malappuram	04832733253	04832737858	04832733252
Kozhikode	7594001442		
Wayanad	04936202343	04936202375	9072510900
Kannur	04972700194		
Kasargod	9061076590	9061079244	9061078026