



www.health.kerala.gov.in

**COVID-19 OUTBREAK CONTROL AND PREVENTION STATE CELL
HEALTH&FAMILY WELFARE DEPARTMENT**

www.dhs.kerala.gov.in

controlroomdhskerala@gmail.com

Kerala HEALTH-COVID-19 DAILY VACCINATION BULLETIN

Date: 05/05/2022

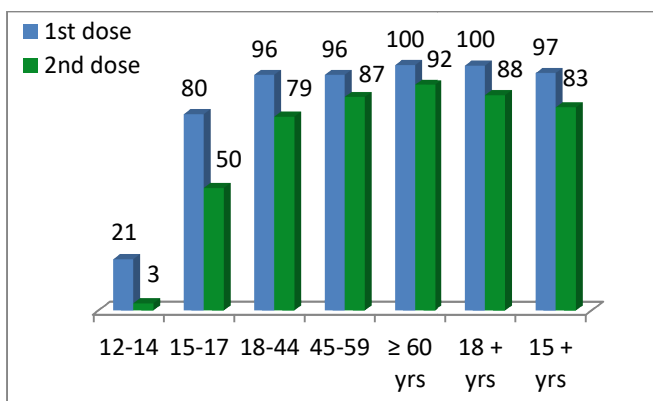
**OUR HEALTH OUR RESPONSIBILITY
VACCINE ADVISORY**

- *People who are vaccinated with Covid Vaccine are reported to have reduced Covid related ICU admissions, serious disease and death.*
- *Early vaccination is useful to safeguard our life from this deadly disease.*
- *Vaccination sessions are planned as per the availability of vaccine. All are requested to cooperate.*
- *After receiving the first dose, second dose of Covishield vaccine is to be taken between 12–16weeks and second dose of Covaxin between 4-6 weeks.*
- *Covid vaccination is currently available to all above 15 years. Children in 15-18 age group will get Covaxin.*
- *Health Staffs, Frontline workers and people above 60 years with co-morbidities will get precaution dose after 9 months or 39 weeks from the second dose. The Same vaccine administered as first and second dose is to be taken as precaution dose. People above 60 years with co-morbidities should take medical advice before receiving precaution dose.*
- *Vaccination is available free of cost in all Government covid vaccination centers, and at a nominal rate (as per the Gol order F.No.2079203/2021/Immunization) in selected private Hospitals.*
- ***ENSURE ALL YOUR ELIGIBLE FAMILY MEMBERS ARE PROTECTED BY RECEIVING ANY OF THE AVAILABLE COVID VACCINE.***
- ***“BOTH COVAXIN AND COVISHIELD ARE EQUALLY EFFECTIVE AND SAFE”***
- ***“BE FULLY PROTECTED – GET THE SECOND DOSE AT YOUR SCHEDULED TIME”***

ANALYSIS

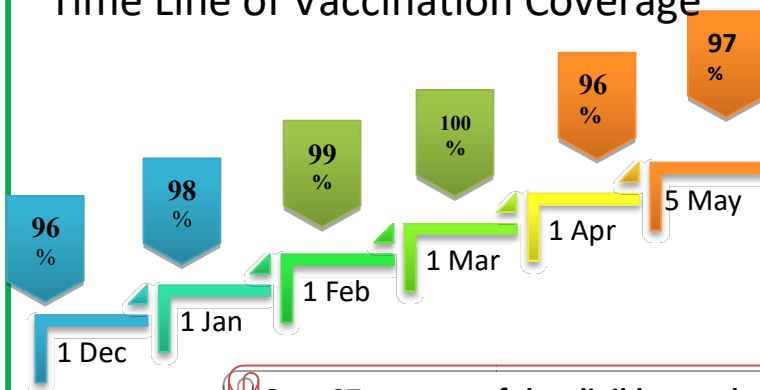
COVID-19 mass vaccinations are showing signs of preventing illness and steep decline in cases and hospital admissions in countries which done vaccination. Kerala started its vaccination for health care workers from January 16, 2021. The COVID-19 Vaccines Operational Guidelines issued by the Ministry of Health and Family Welfare, Govt. of India, 28th December 2020 and all subsequent Guidelines issued by Ministry of Health and Family Welfare, Govt of India are followed at the sites and all vaccination lanes

Summary of COVID Vaccine Administered as on 05-05-2022 midnight



- 97%** of eligible population vaccinated with a single dose till May 05
- 83%** of eligible population vaccinated with double dose till May 05
- State has vaccinated about **80%** of children aged 15 - 17 years with a single dose

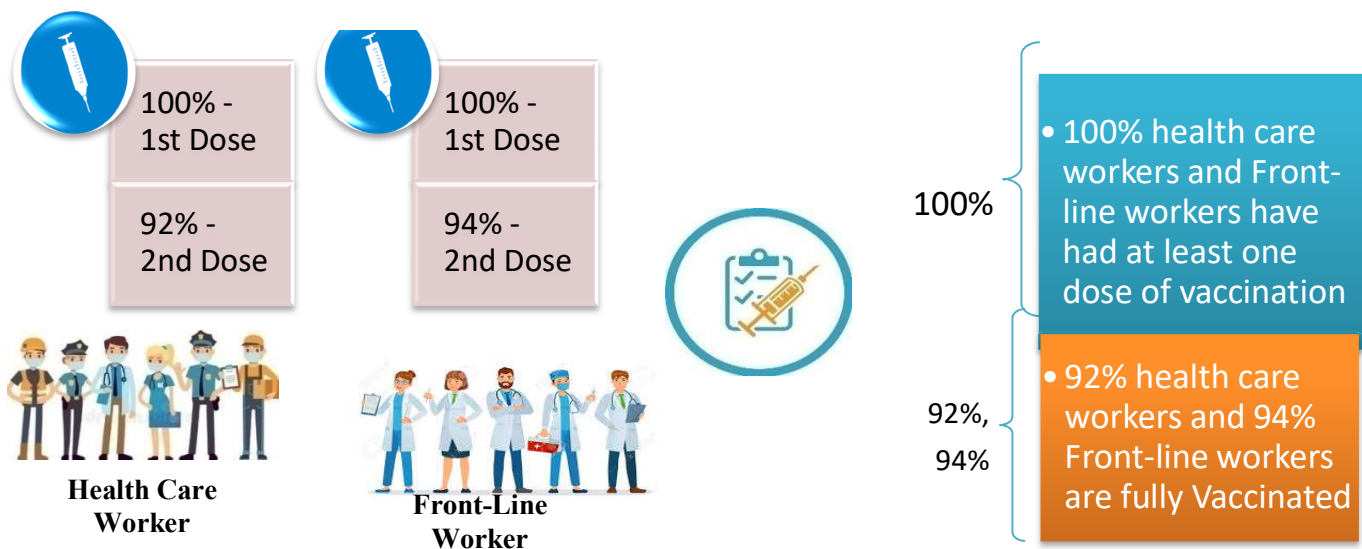
Time Line of Vaccination Coverage



Kerala began administration of COVID 19 Vaccines on 16th January, 2021. As of 05th May 2022, Kerala has administered over 54 million doses overall, including first and second doses of vaccines.


Over 97 per cent of the eligible population (15 + years) in Kerala has been administered the first dose of the Covid-19 vaccine. The state has achieved the target within 481 days since the beginning of the vaccination drive on January 16, 2021

Health Care Workers & Front-line Workers Vaccinated



Are You Vaccinated? You Still Need to Practice: SMS

- Even after vaccination, follow COVID appropriate behavior
- Practice Social Distancing and greet without physical contact
- Always wear clean face mask
- Wash your hands thoroughly and frequently or use hand sanitizer
- Follow the current COVID 19 guidelines to prevent further spread
- Stay Safe. Stay Strong. Get Vaccinated



Even After Getting Vaccinated Keep Taking Precautions to Protect Your Self



The Race Towards Full Vaccination - Weekly Trend

23rd – 29th April 2022

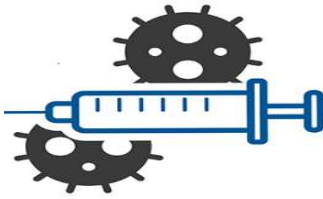
Kerala Administered over

0.71 Lakh

COVID Vaccine Doses

in the last 7 days

(23rd – 29th April, 2022)

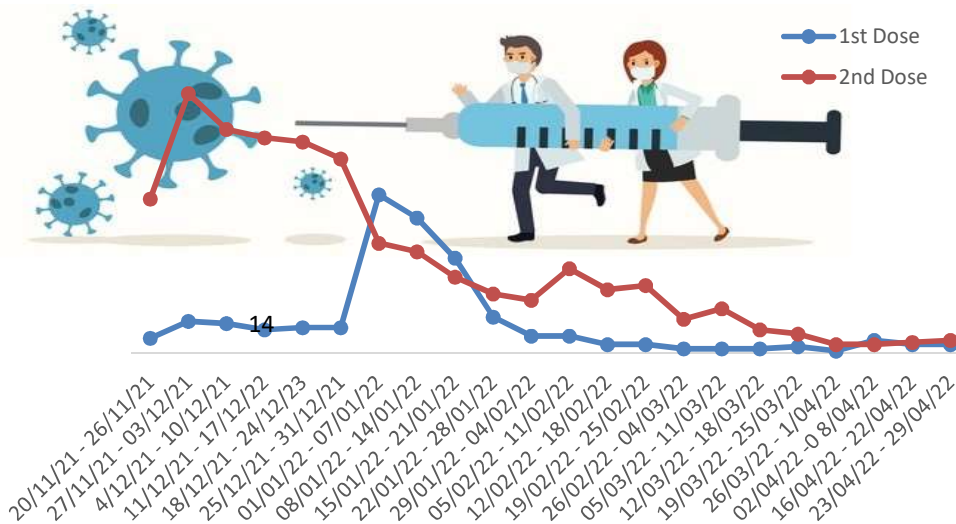


From 23rd – 29th April, 2022 on average

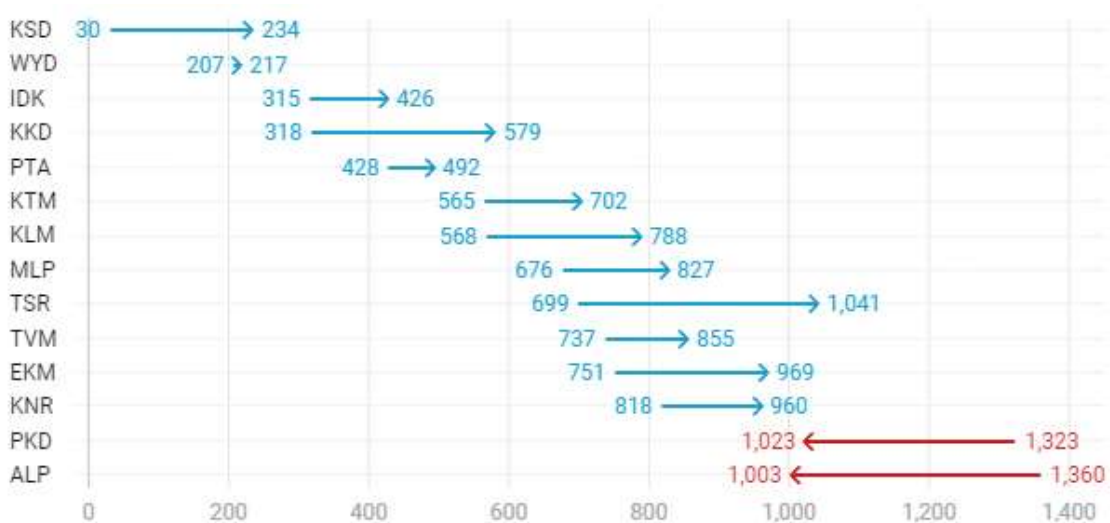
0.10lakh

doses were administered daily.

Average Doses Administered Per day per week (in 1000)



Trend in average per day vaccination (in 1000) for the last two weeks

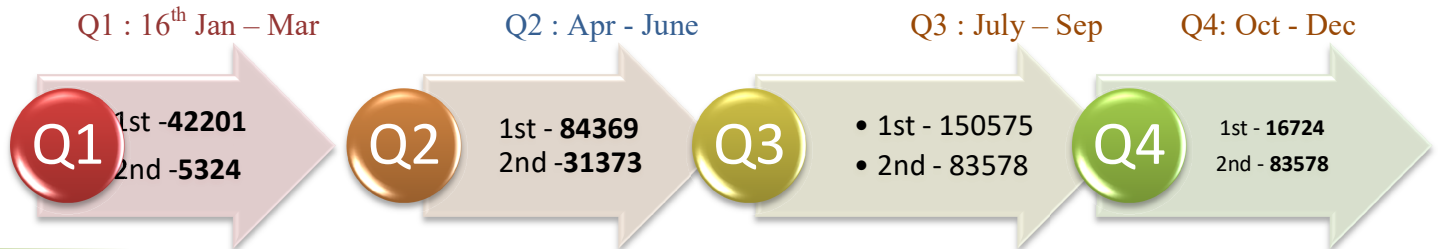


Race Against Time – Vaccination Quarterly Status

(Q1:16th Jan-Mar, Q2: Apr-June, Q3: July-Sep, Q4: Oct - Dec)

Daily Average Doses Administered per Quarter

In the first Quarter, only 42201 first doses and 5324 second doses were administered daily on average. During the second, third and fourth quarters, the daily vaccination of the first and second doses increased significantly.



Vaccination Achievement per Quarter

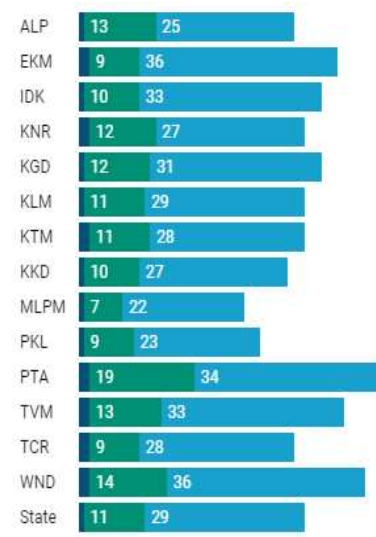
In the third quarter of the immunization drive, 52% of the eligible population (18 + age) in Kerala were given the first dose and 29% the second dose.

■ Q1 ■ Q2 ■ Q3

First Dose

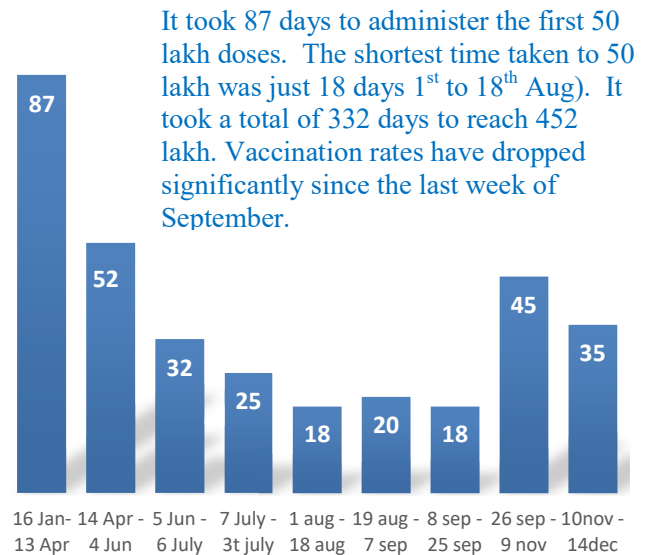


Second Dose



Dose Progression

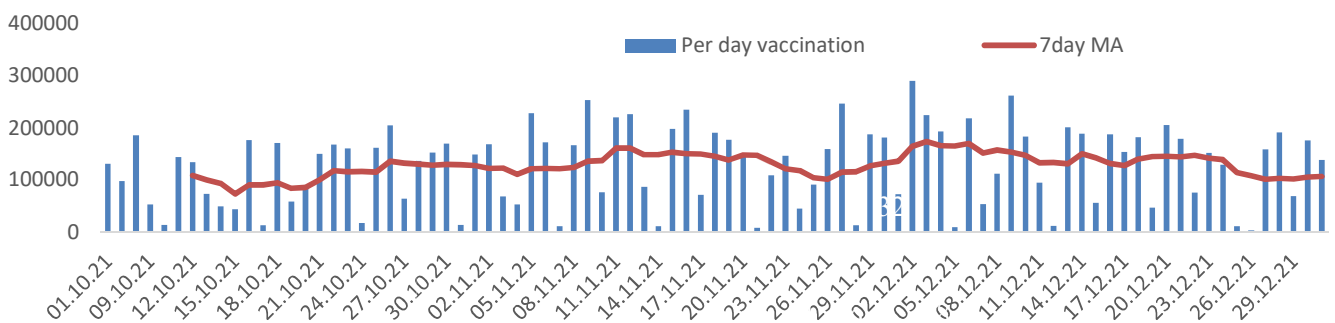
The chart shows the days taken for total COVID-19 Vaccination doses (both first and second) in Kerala to cross every 50 lakh dose mark



It took 87 days to administer the first 50 lakh doses. The shortest time taken to 50 lakh was just 18 days 1st to 18th Aug). It took a total of 332 days to reach 452 lakh. Vaccination rates have dropped significantly since the last week of September.

Vaccine Administered per Day and 7 days Moving Average in Last Quarter (Oct -Dec)

The seven-day moving average of daily doses in the last quarter showed a peak on December 2nd and continued to fluctuate thereafter



Important Message to the Public

- a. *Infection or infection rate is only a part and disease manifestation of disease is to be monitored*
- b. *Fatality among vaccinated people is very less. Disease severity among vaccinated people is less.*
- c. *People with comorbidity should be careful. Once detected covid positive they should get admitted and do not stay at home.*
- d. *Death among non-vaccinated people, especially people with comorbidity is because of late arrival in hospitals*
- e. *Diabetes and Hypertension together is the most common cause of patient death if they arrive late.*
- f. *Vaccinated people, only if symptomatic are advised to consult Doctor.*
- g. *Non Vaccinated people, if symptomatic, may do RTPCR test*
- h. *Antigen testing is only for emergency purpose*
- i. *Non vaccinated people with co-morbidities to do testing by RTPCR and consult doctor*
- j. *Repeat RTPCR is not needed among the people who are detected COVID positive in the previous 2 months*
- k. *All young person detected positive and at home isolation should do glucose test*

TABLE1.Total Vaccination done in the State as on 05/05/2022 midnight

State Summary (15+ years)-Total doses administered till 06/05/2022 at 12 AM								
District	Target	First Dose	Percent age	Second Dose	Percentage*	Precaution Dose	Percentage	Total doses administered
Alappuzha	1829568	1707773	93%	1573795	86%	140588	33%	34,22,156
Ernakulam	3217878	3230855	100%	2743293	85%	166137	24%	61,40,285
Idukki	950762	942981	99%	784777	83%	34213	17%	17,61,971
Kannur	2100307	2124707	101%	1863501	89%	119741	25%	41,07,949
Kasaragod	1092141	1023889	94%	853772	78%	42528	16%	19,20,189
Kollam	2268371	2181219	96%	1879986	83%	123436	26%	41,84,641
Kottayam	1704500	1637460	96%	1431469	84%	113470	28%	31,82,399
Kozhikode	2746273	2622119	95%	2174251	79%	107673	19%	49,04,043
Malappuram	3386535	3325463	98%	2599617	77%	87211	17%	60,12,291
Palakkad	2349082	2301612	98%	1968553	84%	119480	30%	43,89,645
Pathanamthitta	1118564	1141119	102%	963022	86%	114658	32%	22,18,799
Thiruvananthapuram	2914006	2824551	97%	2437997	84%	193324	27%	54,55,872
Thrissur	2767777	2592498	94%	2377187	86%	179087	31%	51,48,772
Wayanad	716933	731440	102%	630059	88%	34479	18%	13,95,978
Grand Total	29,162,697	2,83,87,686	97%	2,42,81,279	83%	15,76,025	25%	5,42,44,990

TABLE2.Covid-19 Vaccination Center Functional in the State as on 05/05/2022 midnight

DISTRICTS	12+	15+	18+	Total
Alappuzha	0	0	88	88
Ernakulam	14	9	44	67
Idukki	12	8	18	38
Kannur	18	8	30	56
Kasaragod	27	27	51	105
Kollam	12	18	19	49
Kottayam	26	23	34	83
Kozhikode	38	10	24	72
Malappuram	15	14	36	65
Palakkad	19	9	33	61
Pathanamthitta	8	13	20	41
Thiruvananthapuram	0	122	12	134
Thrissur	3	2	22	27
Wayanad	1	1	3	5
GrandTotal	193	264	434	891

TABLE3. Health Care Workers Coverage as on 05/05/2022 midnight

<i>DISTRICT</i>	<i>1st DOSE</i>	<i>2nd Dose</i>	<i>% fully vaccinated</i>	<i>Precaution dose</i>	<i>Precaution dose (%) *</i>
Alappuzha	29022	27223	94%	13096	53%
Ernakulam	85566	75774	89%	30413	44%
Idukki	13554	13001	96%	5571	47%
Kannur	40388	37522	93%	17800	52%
Kasaragod	11610	10810	93%	4688	48%
Kollam	36036	33805	94%	14500	49%
Kottayam	38706	36291	94%	16315	50%
Kozhikode	52734	47940	91%	17389	41%
Malappuram	44834	41977	94%	16956	48%
Palakkad	34674	32003	92%	15195	53%
Pathanamthitta	29336	25074	85%	11319	50%
Thiruvananthapuram	73424	66364	90%	26136	45%
Thrissur	51909	49176	95%	25571	57%
Wayanad	13978	13286	95%	6223	51%
Grand Total	555771	510246	92%	221172	48%

1st Dose coverage for HCW is 100%

*Proportion of beneficiaries who are eligible (completed 9 months after 2nd dose)

TABLE4. Frontline workers Coverage as on 05/05/2022 midnight

<i>DISTRICT</i>	<i>1st dose</i>	<i>2nd Dose</i>	<i>% fully vaccinated</i>	<i>Precaution dose</i>	<i>Precaution dose(%) *</i>
Alappuzha	39128	36740	94%	12638	38%
Ernakulam	54934	50330	92%	17370	39%
Idukki	22993	21332	93%	5082	28%
Kannur	41382	39957	97%	11748	32%
Kasaragod	24615	22464	91%	6067	30%
Kollam	42235	38813	92%	9767	29%
Kottayam	32141	30594	95%	10470	38%
Kozhikode	55273	52546	95%	8816	19%
Malappuram	53913	51254	95%	12485	28%
Palakkad	48097	45525	95%	15336	38%
Pathanamthitta	25249	22521	89%	6642	33%
Thiruvananthapuram	72999	67599	93%	20172	36%
Thrissur	41907	40726	97%	16857	46%
Wayanad	17021	16091	95%	3892	27%
Grand Total	571887	536492	94%	157342	33%

1st Dose coverage for FLW is 100%

*Proportion of beneficiaries who are eligible (completed 9 months after 2nd dose)

TABLE5.Age-Appropriate Group (45-59 Years) Coverage as on 05/05/2022 midnight

Table 5: Age appropriate group (45-59 years) coverage							
45-59 years Coverage as on				06/05/2022 at 12 AM			
District	Target	1st Dose Coverage	Percentage	2nd Dose Coverage	Percentage fully vaccinated	Precaution dose	%
Alappuzha	535436	438835	82%	415596	78%	1554	1%
Ernakulam	809349	783482	97%	701427	87%	6795	3%
Idukki	237564	246929	104%	218941	92%	290	0%
Kannur	527295	515745	98%	479349	91%	1540	1%
Kasaragod	253027	252170	100%	223678	88%	212	0%
Kollam	541201	559938	103%	501736	93%	1608	1%
Kottayam	478470	414081	87%	374052	78%	1972	2%
Kozhikode	658949	654752	99%	580427	88%	1620	1%
Malappuram	733338	722721	99%	626565	85%	833	0%
Palakkad	614226	547100	89%	498652	81%	1979	2%
Pathanamthitta	264372	281757	107%	251484	95%	1608	1%
Thiruvananthapuram	735836	681492	93%	612730	83%	4572	2%
Thrissur	689418	663863	96%	624096	91%	5688	3%
Wayanad	170537	177122	104%	164207	96%	164	0%
Grand Total	7249018	69,39,987	96%	62,72,940	87%	30435	2%

TABLE6.Age-Appropriate Group (≥60 Years) Coverage as on 05/05/2022midnight

Table 6: Age appropriate group (≥ 60 years) coverage							
≥ 60 years Coverage as on				06/05/2022 at 12 AM			
District	Target	1st Dose Coverage	Percentage	2nd Dose Coverage	Percentage fully vaccinated	Precaution dose	%
Alappuzha	424565	428937	101%	400359	94%	113086	50%
Ernakulam	673885	676117	100%	619822	92%	110459	33%
Idukki	193981	194534	100%	172864	89%	23232	25%
Kannur	438602	444402	101%	412129	94%	88444	40%
Kasaragod	182460	181681	100%	160180	88%	31536	31%
Kollam	497558	499423	100%	454486	91%	97331	42%
Kottayam	418008	419588	100%	383657	92%	84498	41%
Kozhikode	526896	529068	100%	479429	91%	79624	32%
Malappuram	477642	488031	102%	433670	91%	56825	28%
Palakkad	437708	439734	100%	401404	92%	86861	45%
Pathanamthitta	311297	312160	100%	280423	90%	94785	48%
Thiruvananthapuram	630465	632907	100%	570772	91%	142108	43%
Thrissur	581781	587993	101%	557260	96%	130330	46%
Wayanad	128009	128288	100%	114311	89%	24183	30%
Grand Total	5922857	59,62,863	101%	54,40,766	92%	11,63,302	39%

TABLE 6. Age-Appropriate Group (18-44 Years) Coverage as on 05/05/2022 midnight

18-44 years Coverage as on 06/05/2022 at 12 AM							
District	Target	First Dose					
		1st Dose Coverage	Percentage	2nd Dose Coverage	Percentage fully vaccinated	Precaution dose	%
Alappuzha	744178	669282	90%	629162	85%	214	1%
Ernakulam	1470864	1508662	103%	1220449	83%	1100	3%
Idukki	437537	419090	96%	331930	76%	38	1%
Kannur	947964	964216	102%	823252	87%	209	1%
Kasaragod	556876	500803	90%	406179	73%	25	0%
Kollam	1054752	931738	88%	786348	75%	230	1%
Kottayam	665544	654636	98%	563237	85%	215	1%
Kozhikode	1313678	1219715	93%	959514	73%	224	1%
Malappuram	1777378	1827506	103%	1372181	77%	112	0%
Palakkad	1088327	1085299	100%	906771	83%	109	1%
Pathanamthitta	460819	442835	96%	353999	77%	304	2%
Thiruvananthapuram	1309099	1247168	95%	1056280	81%	336	1%
Thrissur	1274465	1097013	86%	1015157	80%	641	2%
Wayanad	361152	354275	98%	300446	83%	17	0%
Grand Total	13462633	1,29,22,238	96%	1,07,24,905	80%	3774	1%
*Among those who have taken first dose							

TABLE 7. Age-Appropriate Group (15-17 Years) Coverage as on 05/05/2022 midnight

15-17 years Coverage as on 06/05/2022 at 12 AM					
District	Target	1st Dose Coverage	Percentage	2nd Dose Coverage	Percentage fully vaccinated
Alappuzha	80832	77034	95%	59477	74%
Ernakulam	172307	111142	65%	74716	43%
Idukki	51339	35844	70%	25581	50%
Kannur	97722	99218	102%	67941	70%
Kasaragod	60496	48627	80%	29747	49%
Kollam	105234	94990	90%	63632	60%
Kottayam	85400	64752	76%	42801	50%
Kozhikode	143028	106314	74%	54011	38%
Malappuram	241212	177183	73%	73031	30%
Palakkad	132742	113960	86%	76727	58%
Pathanamthitta	48854	39102	80%	28457	58%
Thiruvananthapuram	145238	101153	70%	62663	43%
Thrissur	123540	121090	98%	86124	70%
Wayanad	29245	34607	118%	20856	71%
Grand Total	1,517,189	12,25,016	80%	7,65,764	50%

Table 8: Age appropriate group (12-14 years) Coverage as on 05/05/2022 midnight

12-14 years Coverage as on 06/05/2022 at 12 AM					
District	Target	1st Dose Coverage	Percentage	2nd Dose Coverage	Percentage fully vaccinated
Alappuzha	43284	25535	59%	5238	12%
Ernakulam	90244	10952	12%	775	1%
Idukki	29672	10037	34%	1128	4%
Kannur	89079	19356	22%	3351	4%
Kasaragod	39968	4383	11%	714	2%
Kollam	69984	16859	24%	1166	2%
Kottayam	55571	13556	24%	837	2%
Kozhikode	103644	4263	4%	384	0%
Malappuram	159652	11275	7%	939	1%
Palakkad	75249	32748	44%	7471	10%
Pathanamthitta	33203	10680	32%	1064	3%
Thiruvananthapuram	93804	15408	16%	1589	2%
Thrissur	99789	28723	29%	4648	5%
Wayanad	27857	6149	22%	862	3%
Grand Total	10,11,000	2,09,924	21%	30,166	3%

TABLE9.State Summary (18+) as on 05/05/2022 midnight

State Summary (18+) 06-05-2022 at 12 AM							
District	Target	First Dose	Percentage	Second Dose	Percentage*	Precaution Dose	Percentage
Alappuzha	1704179	1605204	94%	1509080	89%	140588	33%
Ernakulam	2954098	3108761	105%	2667802	90%	166137	24%
Idukki	869082	897100	103%	758068	87%	34213	17%
Kannur	1913861	2006133	105%	1792209	94%	119741	25%
Kasaragod	992363	970879	98%	823311	83%	42528	16%
Kollam	2093511	2069370	99%	1815188	87%	123436	26%
Kottayam	1562022	1559152	100%	1387831	89%	113470	28%
Kozhikode	2499523	2511542	100%	2119856	85%	107673	19%
Malappuram	2988358	3137005	105%	2525647	85%	87211	17%
Palakkad	2140261	2154904	101%	1884355	88%	119480	30%
Pathanamthitta	1036488	1091337	105%	933501	90%	114658	32%
Thiruvananthapuram	2675400	2707990	101%	2373745	89%	193324	27%
Thrissur	2545664	2442685	96%	2286415	90%	179087	31%
Wayanad	659698	690684	105%	608341	92%	34479	18%
Grand Total	2,66,34,508	2,69,52,746	101%	2,34,85,349	88%	1576025	25%

*Revised target population(> 18 years) as per MOHFW is 2.67 crores

*As per letter from Additional Secretary MOHFW- D O No 2317579/2021/Imm dated 15/09/2021

TABLE 10. Achievement for the day 05/05/2022 midnight

Daily achievement		06-05-2022		
District	First Dose	Second Dose	Precaution dose	Total Doses Administered
Alappuzha	152	818	2932	3902
Ernakulam	1031	1185	1901	4117
Idukki	399	737	486	1622
Kannur	1265	1878	1405	4548
Kasaragod	185	420	343	948
Kollam	1309	981	1099	3389
Kottayam	799	1128	1651	3578
Kozhikode	1003	818	1095	2916
Malappuram	444	1154	1227	2825
Palakkad	1090	1951	1609	4650
Pathanamthitta	346	786	1064	2196
Thiruvananthapuram	673	1358	509	2540
Thrissur	152	236	524	912
Wayanad	119	246	122	487
Grand Total	8967	13696	15967	38630

** Vaccine stock details couldn't be downloaded from e-VIN portal as the portal is down.

TABLE11.COVID Vaccination related sites

support@cowin.gov.in https://www.cowin.gov.in/home https://dashboard.kerala.gov.in/ https://dhs.kerala.gov.in/https://aogyakeralam.gov.in/https://sha.kerala.gov.in/

TABLE10.COVID Vaccination related Helpline numbers

National/State/District	Line1	Line2	Line3
National Helpline	1075	+91 1123978046	0120 4473222
Disha	1056	04712552056	
StateCallCenter	04712309251	04712309252	04712309255
Thiruvananthapuram	9188610100	1077	
Kollam	04742797609	8589015556	
Pathanamthitta	04682222515	04682228220	
Alappuzha	04772239999		
Kottayam	04812565200	04812304800	04812581900
Idukki	18004255640	04862232220	04862233118
Ernakulam	9072303861		
Thrissur	9400066921	9400066922	9400066923
Palakkad	04912505264	04912505189	8943341439
Malappuram	04832733253	04832737858	04832733252
Kozhikode	7594001442		
Wayanad	04936202343	04936202375	9072510900
Kannur	04972700194		
Kasargod	9061076590	9061079244	9061078026