



[www.health.kerala.gov.in](http://www.health.kerala.gov.in)

**COVID-19 OUTBREAK CONTROL AND PREVENTION STATE CELL  
HEALTH&FAMILY WELFARE DEPARTMENT**

[www.dhs.kerala.gov.in](http://www.dhs.kerala.gov.in)

[controlroomdhskerala@gmail.com](mailto:controlroomdhskerala@gmail.com)

**Kerala HEALTH-COVID-19 DAILY VACCINATION BULLETIN**

**Date: 07/05/2022**

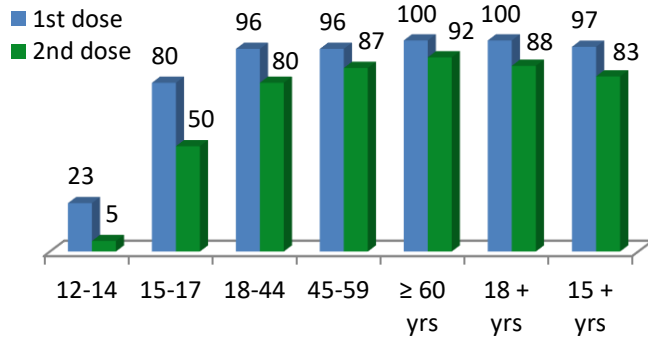
**OUR HEALTH OUR RESPONSIBILITY  
VACCINE ADVISORY**

- *People who are vaccinated with Covid Vaccine are reported to have reduced Covid related ICU admissions, serious disease and death.*
- *Early vaccination is useful to safeguard our life from this deadly disease.*
- *Vaccination sessions are planned as per the availability of vaccine. All are requested to cooperate.*
- *After receiving the first dose, second dose of Covishield vaccine is to be taken between 12–16weeks and second dose of Covaxin between 4-6 weeks.*
- *Covid vaccination is currently available to all above 15 years. Children in 15-18 age group will get Covaxin.*
- *Health Staffs, Frontline workers and people above 60 years with co-morbidities will get precaution dose after 9 months or 39 weeks from the second dose. The Same vaccine administered as first and second dose is to be taken as precaution dose. People above 60 years with co-morbidities should take medical advice before receiving precaution dose.*
- *Vaccination is available free of cost in all Government covid vaccination centers, and at a nominal rate (as per the Gol order F.No.2079203/2021/Immunization) in selected private Hospitals.*
- **ENSURE ALL YOUR ELIGIBLE FAMILY MEMBERS ARE PROTECTED BY RECEIVING ANY OF THE AVAILABLE COVID VACCINE.**
- **“BOTH COVAXIN AND COVISHIELD ARE EQUALLY EFFECTIVE AND SAFE”**
- **“BE FULLY PROTECTED – GET THE SECOND DOSE AT YOUR SCHEDULED TIME”**

## ANALYSIS

COVID-19 mass vaccinations are showing signs of preventing illness and steep decline in cases and hospital admissions in countries which done vaccination. Kerala started its vaccination for health care workers from January 16, 2021. The COVID-19 Vaccines Operational Guidelines issued by the Ministry of Health and Family Welfare, Govt. of India, 28th December 2020 and all subsequent Guidelines issued by Ministry of Health and Family Welfare, Govt of India are followed at the sites and all vaccination lanes

### Summary of COVID Vaccine Administered as on 07-05-2022 midnight

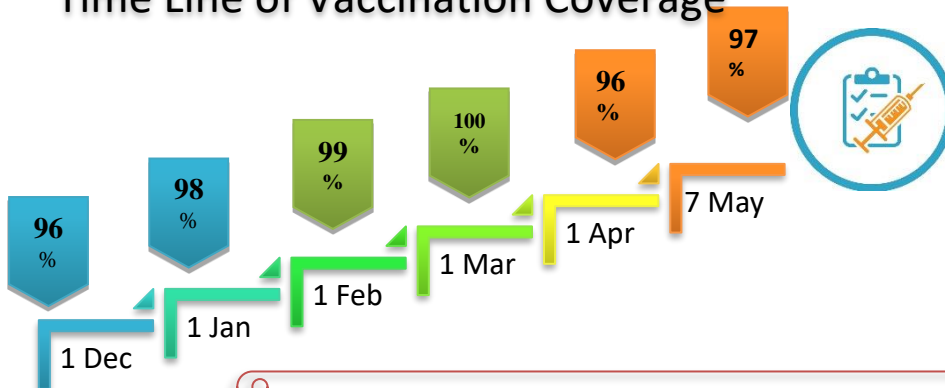


**97%** of eligible population vaccinated with a single dose till May 07

**83%** of eligible population vaccinated with double dose till May 07

State has vaccinated about **80%** of children aged 15 - 17 years with a single dose

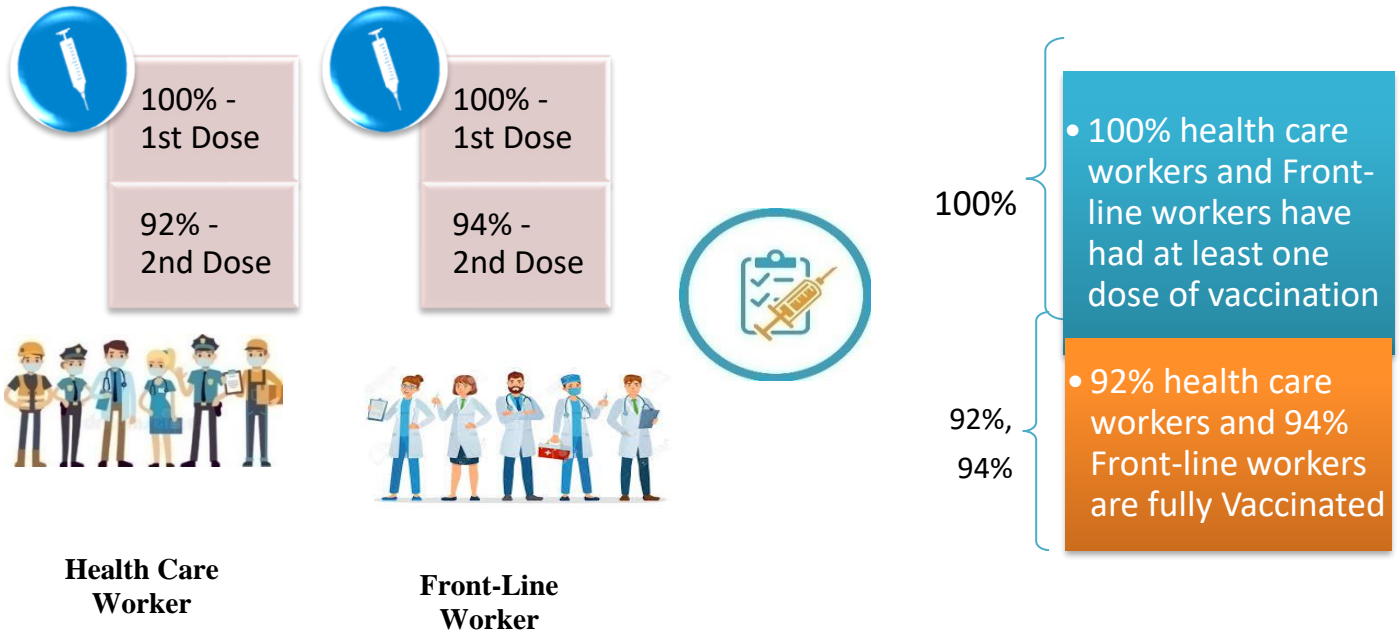
### Time Line of Vaccination Coverage



Kerala began administration of COVID 19 Vaccines on 16<sup>th</sup> January, 2021. As of 07<sup>th</sup> May 2022, Kerala has administered over 54 million doses overall, including first and second doses of vaccines.


**Over 97 per cent of the eligible population (15 + years) in Kerala has been administered the first dose of the Covid-19 vaccine. The state has achieved the target within 483 days since the beginning of the vaccination drive on January 16, 2021**

# Health Care Workers & Front-line Workers Vaccinated



## Are You Vaccinated? You Still Need to Practice:

- Even after vaccination, follow COVID appropriate behavior
- Practice Social Distancing and greet without physical contact
- Always wear clean face mask
- Wash your hands thoroughly and frequently or use hand sanitizer
- Follow the current COVID 19 guidelines to prevent further spread
- Stay Safe. Stay Strong. Get Vaccinated



Even After Getting Vaccinated Keep Taking Precautions to Protect Your Self

			
<b>GET VACCINATED</b>	<b>WASH YOUR HANDS</b>	<b>WEAR A MASK</b>	<b>KEEP YOUR DISTANCE</b>

# The Race Towards Full Vaccination - Weekly Trend

30<sup>th</sup> April – 6<sup>th</sup> May 2022

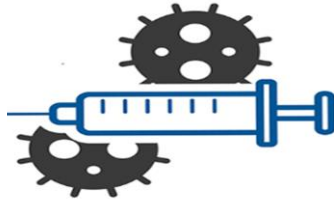
Kerala Administered over

## 0.63 Lakh

COVID Vaccine Doses

in the last 7 days

(30<sup>th</sup> April – 6<sup>th</sup> May, 2022)

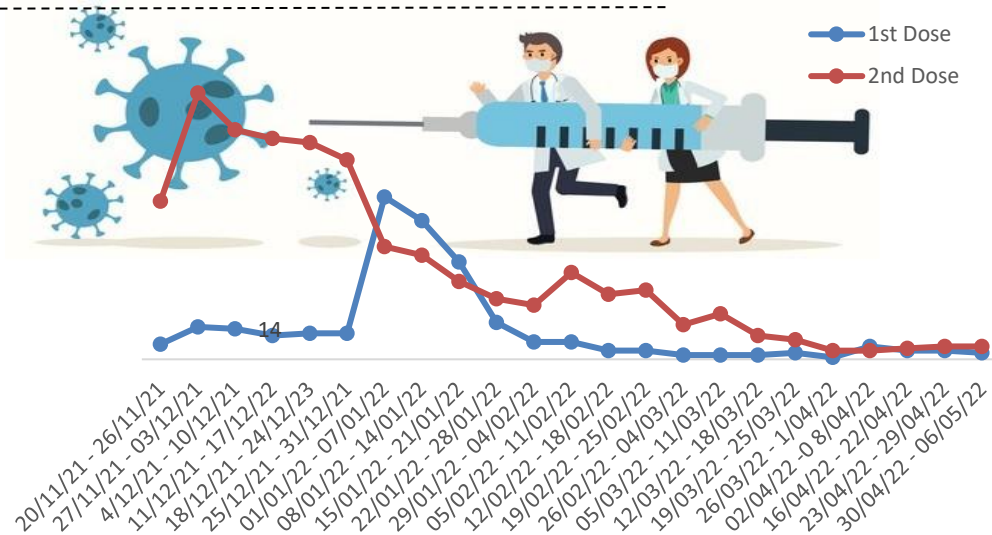


From 30<sup>th</sup> April – 6<sup>th</sup> May 2022 on average

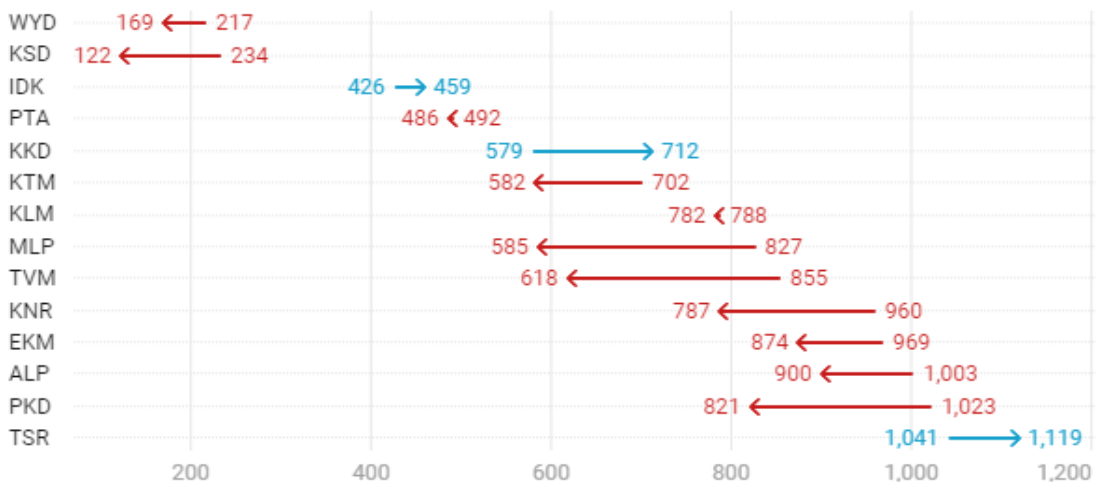
## 0.09 lakh

doses were administered daily.

Average Doses Administered Per day per week (in 1000)



Trend in average per day vaccination (in 1000) for the last two weeks

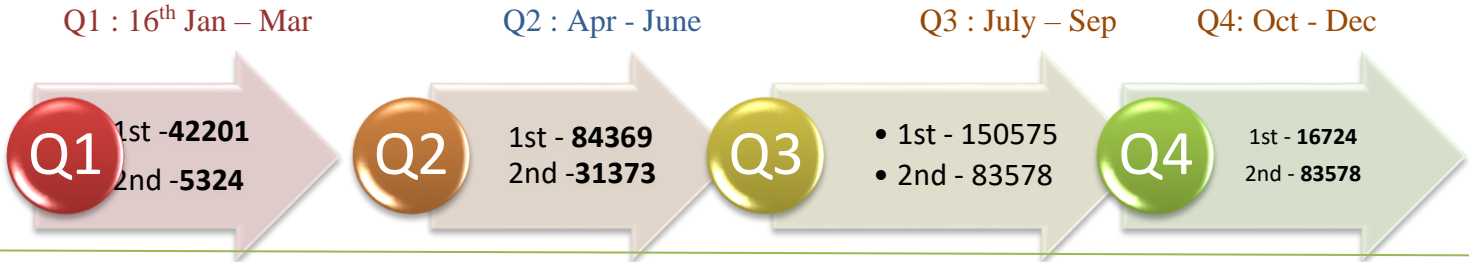


# Race Against Time – Vaccination Quarterly Status

(Q1: 16<sup>th</sup> Jan-Mar, Q2: Apr-June, Q3: July-Sep, Q4: Oct-Dec)

## Daily Average Doses Administered per Quarter

In the first Quarter, only 42201 first doses and 5324 second doses were administered daily on average. During the second, third and fourth quarters, the daily vaccination of the first and second doses increased significantly.

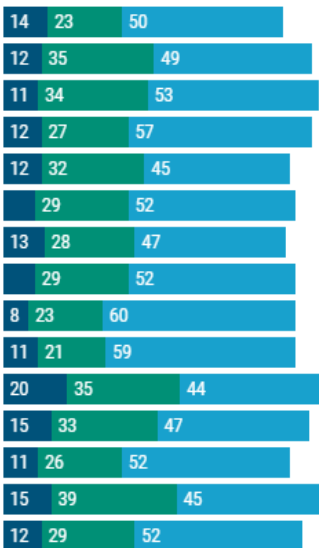


## Vaccination Achievement per Quarter

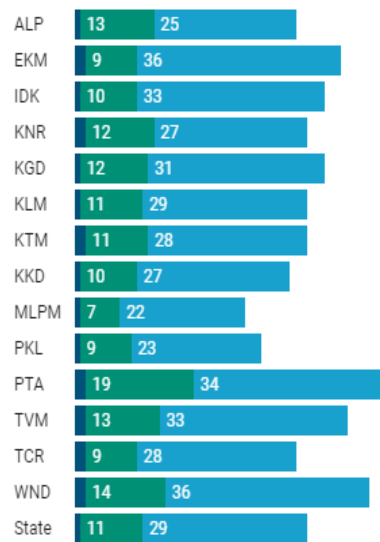
In the third quarter of the immunization drive, 52% of the eligible population (18 + age) in Kerala were given the first dose and 29% the second dose.

■ Q1 ■ Q2 ■ Q3

### First Dose

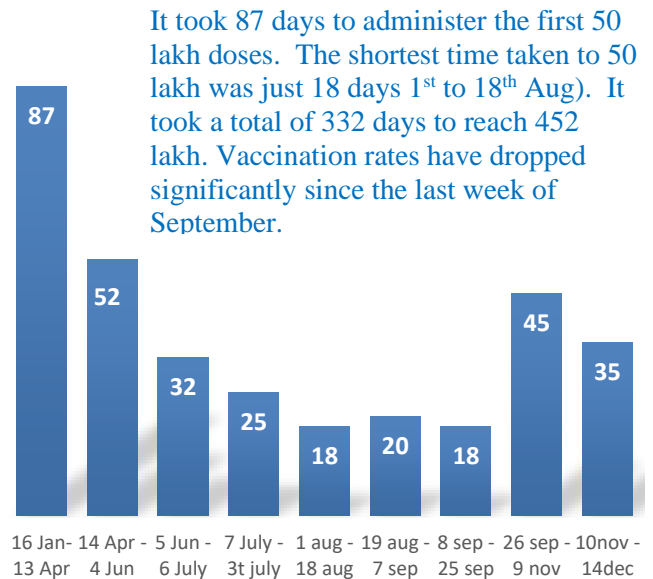


### Second Dose



## Dose Progression

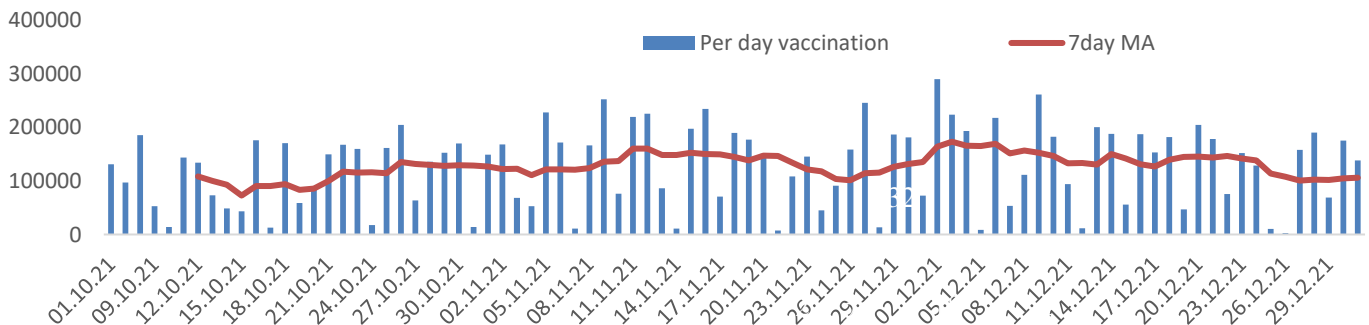
The chart shows the days taken for total COVID-19 Vaccination doses (both first and second) in Kerala to cross every 50 lakh dose mark



It took 87 days to administer the first 50 lakh doses. The shortest time taken to 50 lakh was just 18 days 1<sup>st</sup> to 18<sup>th</sup> Aug). It took a total of 332 days to reach 452 lakh. Vaccination rates have dropped significantly since the last week of September.

## Vaccine Administered per Day and 7 days Moving Average in Last Quarter (Oct -Dec)

The seven-day moving average of daily doses in the last quarter showed a peak on December 2<sup>nd</sup> and continued to fluctuate thereafter



## Important Message to the Public

- a. *Infection or infection rate is only a part and disease manifestation of disease is to be monitored*
- b. *Fatality among vaccinated people is very less. Disease severity among vaccinated people is less.*
- c. *People with comorbidity should be careful. Once detected covid positive they should get admitted and do not stay at home.*
- d. *Death among non-vaccinated people, especially people with comorbidity is because of late arrival in hospitals*
- e. *Diabetes and Hypertension together is the most common cause of patient death if they arrive late.*
- f. *Vaccinated people, only if symptomatic are advised to consult Doctor.*
- g. *Non Vaccinated people, if symptomatic, may do RTPCR test*
- h. *Antigen testing is only for emergency purpose*
- i. *Non vaccinated people with co-morbidities to do testing by RTPCR and consult doctor*
- j. *Repeat RTPCR is not needed among the people who are detected COVID positive in the previous 2 months*
- k. *All young person detected positive and at home isolation should do glucose test*

TABLE1.Total Vaccination done in the State as on 07/05/2022 midnight

State Summary (15+ years)-Total doses administered till 08/05/2022 at 12 AM								
District	Target	First Dose	Percent age	Second Dose	Percentage*	Precaution Dose	Percentage	Total doses administered
Alappuzha	1829568	1709677	94%	1576493	86%	141010	32%	3,427,180
Ernakulam	3217878	3232301	100%	2744892	85%	169992	24%	6,147,185
Idukki	950762	943589	99%	785763	83%	34716	17%	1,764,068
Kannur	2100307	2126320	101%	1865710	89%	121342	25%	4,113,372
Kasaragod	1092141	1024624	94%	854520	78%	42790	16%	1,921,934
Kollam	2268371	2185094	96%	1882290	83%	124114	26%	4,191,498
Kottayam	1704500	1639190	96%	1433419	84%	114948	28%	3,187,557
Kozhikode	2746273	2625137	96%	2175759	79%	108949	19%	4,909,845
Malappuram	3386535	3326923	98%	2601821	77%	88344	17%	6,017,088
Palakkad	2349082	2302935	98%	1972014	84%	121241	30%	4,396,190
Pathanamthitta	1118564	1141912	102%	964452	86%	115885	32%	2,222,249
Thiruvananthapuram	2914006	2827077	97%	2440277	84%	193847	27%	5,461,201
Thrissur	2767777	2597659	94%	2381039	86%	180541	31%	5,159,239
Wayanad	716933	731977	102%	630807	88%	34747	18%	1,397,531
<b>Grand Total</b>	<b>29,162,697</b>	<b>28,414,415</b>	<b>97%</b>	<b>24,309,256</b>	<b>83%</b>	<b>1,592,466</b>	<b>25%</b>	<b>54,316,137</b>

TABLE2.Covid-19 Vaccination Center Functional in the State as on 07/05/2022 midnight

DISTRICTS	12+	15+	18+	Total
Alappuzha	7	84	4	95
Ernakulam	0	0	34	34
Idukki	5	3	5	13
Kannur	16	3	20	39
Kasaragod	47	47	51	145
Kollam	50	3	10	63
Kottayam	32	16	20	68
Kozhikode	28	27	22	77
Malappuram	14	12	15	41
Palakkad	18	8	15	41
Pathanamthitta	12	7	10	29
Thiruvananthapuram	123	0	10	133
Thrissur	79	1	21	101
Wayanad	2	3	4	9
<b>GrandTotal</b>	<b>433</b>	<b>214</b>	<b>241</b>	<b>888</b>



TABLE3. Health Care Workers Coverage as on 07/05/2022 midnight

<b>DISTRICT</b>	<b>1st DOSE</b>	<b>2nd Dose</b>	<b>% fully vaccinated</b>	<b>Precaution dose</b>	<b>Precaution dose (%) *</b>
<b>Alappuzha</b>	29022	27223	94%	13106	53%
<b>Ernakulam</b>	85566	75778	89%	30525	44%
<b>Idukki</b>	13554	13001	96%	5587	48%
<b>Kannur</b>	40388	37525	93%	17846	52%
<b>Kasaragod</b>	11610	10810	93%	4706	48%
<b>Kollam</b>	36036	33805	94%	14529	49%
<b>Kottayam</b>	38706	36291	94%	16346	50%
<b>Kozhikode</b>	52734	47943	91%	17458	41%
<b>Malappuram</b>	44834	41981	94%	17019	48%
<b>Palakkad</b>	34674	32005	92%	15245	53%
<b>Pathanamthitta</b>	29336	25075	85%	11355	50%
<b>Thiruvananthapuram</b>	73424	66365	90%	26150	45%
<b>Thrissur</b>	51909	49177	95%	25609	57%
<b>Wayanad</b>	13978	13286	95%	6233	51%
<b>Grand Total</b>	<b>555771</b>	<b>510265</b>	<b>92%</b>	<b>221714</b>	<b>48%</b>

1st Dose coverage for HCW is 100%

\*Proportion of beneficiaries who are eligible ( completed 9 months after 2nd dose )

TABLE4. Frontline workers Coverage as on 07/05/2022 midnight

<b>DISTRICT</b>	<b>1st dose</b>	<b>2nd Dose</b>	<b>% fully vaccinated</b>	<b>Precaution dose</b>	<b>Precaution dose(%) *</b>
<b>Alappuzha</b>	39128	36740	94%	12661	38%
<b>Ernakulam</b>	54934	50330	92%	17438	39%
<b>Idukki</b>	22993	21334	93%	5109	29%
<b>Kannur</b>	41382	39957	97%	11816	32%
<b>Kasaragod</b>	24615	22464	91%	6088	30%
<b>Kollam</b>	42235	38815	92%	9799	29%
<b>Kottayam</b>	32141	30594	95%	10504	38%
<b>Kozhikode</b>	55273	52546	95%	8874	19%
<b>Malappuram</b>	53913	51254	95%	12553	28%
<b>Palakkad</b>	48097	45525	95%	15465	38%
<b>Pathanamthitta</b>	25249	22525	89%	6683	33%
<b>Thiruvananthapuram</b>	72999	67599	93%	20200	36%
<b>Thrissur</b>	41907	40728	97%	16901	46%
<b>Wayanad</b>	17021	16091	95%	3910	27%
<b>Grand Total</b>	<b>571887</b>	<b>536502</b>	<b>94%</b>	<b>158001</b>	<b>33%</b>

1st Dose coverage for FLW is 100%

\*Proportion of beneficiaries who are eligible ( completed 9 months after 2nd dose )



TABLE5.Age-Appropriate Group (45-59 Years) Coverage as on 07/05/2022 midnight

<b>Table 5: Age appropriate group (45-59 years) coverage</b>							
<b>45-59 years Coverage as on 08/05/2022 at 12 AM</b>							
<b>District</b>	<b>Target</b>	<b>1st Dose Coverage</b>	<b>Percentage</b>	<b>2nd Dose Coverage</b>	<b>Percentage fully vaccinated</b>	<b>Precaution dose</b>	<b>%</b>
Alappuzha	535436	438841	82%	415611	78%	1643	1%
Ernakulam	809349	783496	97%	701526	87%	7177	3%
Idukki	237564	246933	104%	218955	92%	305	0%
Kannur	527295	515757	98%	479425	91%	1632	1%
Kasaragod	253027	252175	100%	223707	88%	229	0%
Kollam	541201	559945	103%	501768	93%	1676	1%
Kottayam	478470	414086	87%	374114	78%	2114	2%
Kozhikode	658949	654783	99%	580508	88%	1743	1%
Malappuram	733338	722732	99%	626720	85%	854	0%
Palakkad	614226	547105	89%	498779	81%	2080	2%
Pathanamthitta	264372	281760	107%	251517	95%	1676	2%
Thiruvananthapuram	735836	681495	93%	612740	83%	4815	2%
Thrissur	689418	663871	96%	624138	91%	5967	3%
Wayanad	170537	177122	104%	164223	96%	169	0%
<b>Grand Total</b>	<b>7249018</b>	<b>6,940,101</b>	<b>96%</b>	<b>6,273,731</b>	<b>87%</b>	<b>32080</b>	<b>2%</b>

TABLE6.Age-Appropriate Group (≥60 Years) Coverage as on 07/05/2022midnight

<b>Table 6: Age appropriate group (≥ 60 years) coverage</b>							
<b>≥ 60 years Coverage as on 08/05/2022 at 12 AM</b>							
<b>District</b>	<b>Target</b>	<b>1st Dose Coverage</b>	<b>Percentage</b>	<b>2nd Dose Coverage</b>	<b>Percentage fully vaccinated</b>	<b>Precaution dose</b>	<b>%</b>
Alappuzha	424565	428944	101%	400389	94%	113365	50%
Ernakulam	673885	676123	100%	619883	92%	113707	33%
Idukki	193981	194543	100%	172883	89%	23675	25%
Kannur	438602	444408	101%	412181	94%	89805	40%
Kasaragod	182460	181683	100%	160192	88%	31738	31%
Kollam	497558	499428	100%	454505	91%	97867	41%
Kottayam	418008	419596	100%	383709	92%	85756	41%
Kozhikode	526896	529079	100%	479477	91%	80615	32%
Malappuram	477642	488036	102%	433712	91%	57799	28%
Palakkad	437708	439741	100%	401470	92%	88328	46%
Pathanamthitta	311297	312164	100%	280457	90%	95842	48%
Thiruvananthapuram	630465	632909	100%	570782	91%	142321	42%
Thrissur	581781	587998	101%	557298	96%	131369	46%
Wayanad	128009	128292	100%	114321	89%	24418	30%
<b>Grand Total</b>	<b>5922857</b>	<b>5,962,944</b>	<b>101%</b>	<b>5,441,259</b>	<b>92%</b>	<b>1,176,605</b>	<b>39%</b>

TABLE 6. Age-Appropriate Group (18-44 Years) Coverage as on 07/05/2022 midnight

18-44 years Coverage as on 08/05/2022 at 12 AM							
District	Target	First Dose					
		1st Dose Coverage	Percentage	2nd Dose Coverage	Percentage fully vaccinated	Precaution dose	%
Alappuzha	744178	669309	90%	629364	85%	235	1%
Ernakulam	1470864	1508790	103%	1221241	83%	1145	3%
Idukki	437537	419108	96%	332096	76%	40	1%
Kannur	947964	964286	102%	823930	87%	243	1%
Kasaragod	556876	500853	90%	406460	73%	29	0%
Kollam	1054752	931773	88%	786625	75%	243	1%
Kottayam	665544	654685	98%	563588	85%	228	1%
Kozhikode	1313678	1219905	93%	960225	73%	259	1%
Malappuram	1777378	1827664	103%	1373242	77%	119	0%
Palakkad	1088327	1085380	100%	907520	83%	123	1%
Pathanamthitta	460819	442865	96%	354285	77%	329	2%
Thiruvananthapuram	1309099	1247182	95%	1056358	81%	361	1%
Thrissur	1274465	1097043	86%	1015446	80%	695	2%
Wayanad	361152	354298	98%	300599	83%	17	0%
<b>Grand Total</b>	<b>13462633</b>	<b>12,923,141</b>	<b>96%</b>	<b>10,730,979</b>	<b>80%</b>	<b>4066</b>	<b>1%</b>
*Among those who have taken first dose							

TABLE 7. Age-Appropriate Group (15-17 Years) Coverage as on 07/05/2022 midnight

15-17 years Coverage as on 08/05/2022 at 12 AM					
District	Target	1st Dose Coverage	Percentage	2nd Dose Coverage	Percentage fully vaccinated
Alappuzha	80832	77278	96%	60016	74%
Ernakulam	172307	111309	65%	75027	44%
Idukki	51339	35890	70%	25681	50%
Kannur	97722	99301	102%	68208	70%
Kasaragod	60496	48705	81%	29931	49%
Kollam	105234	95064	90%	63780	61%
Kottayam	85400	65030	76%	43275	51%
Kozhikode	143028	106567	75%	54487	38%
Malappuram	241212	177303	74%	73406	30%
Palakkad	132742	114132	86%	77204	58%
Pathanamthitta	48854	39162	80%	28608	59%
Thiruvananthapuram	145238	101162	70%	62687	43%
Thrissur	123540	121131	98%	86223	70%
Wayanad	29245	34661	119%	21034	72%
<b>Grand Total</b>	<b>1,517,189</b>	<b>1,226,695</b>	<b>80%</b>	<b>769,567</b>	<b>50%</b>

Table 8: Age appropriate group (12-14 years) Coverage as on 07/05/2022 midnight

12-14 years Coverage as on 08/05/2022 at 12 AM					
District	Target	1st Dose Coverage	Percentage	2nd Dose Coverage	Percentage fully vaccinated
Alappuzha	43284	77278	96%	60016	74%
Ernakulam	90244	111309	65%	75027	44%
Idukki	29672	35890	70%	25681	50%
Kannur	89079	99301	102%	68208	70%
Kasaragod	39968	48705	81%	29931	49%
Kollam	69984	95064	90%	63780	61%
Kottayam	55571	65030	76%	43275	51%
Kozhikode	103644	106567	75%	54487	38%
Malappuram	159652	177303	74%	73406	30%
Palakkad	75249	114132	86%	77204	58%
Pathanamthitta	33203	39162	80%	28608	59%
Thiruvananthapuram	93804	101162	70%	62687	43%
Thrissur	99789	121131	98%	86223	70%
Wayanad	27857	34661	119%	21034	72%
<b>Grand Total</b>	<b>10,11,000</b>	<b>1,226,695</b>	<b>80%</b>	<b>769,567</b>	<b>50%</b>

TABLE9.State Summary (18+) as on 07/05/2022 midnight

State Summary (18+) 08-05-2022 at 12 AM							
District	Target	First Dose	Percentage	Second Dose	Percentage*	Precaution Dose	Percentage
Alappuzha	1704179	1605244	94%	1509327	89%	141010	32%
Ernakulam	2954098	3108909	105%	2668758	90%	169992	24%
Idukki	869082	897131	103%	758269	87%	34716	17%
Kannur	1913861	2006221	105%	1793018	94%	121342	25%
Kasaragod	992363	970936	98%	823633	83%	42790	16%
Kollam	2093511	2069417	99%	1815518	87%	124114	26%
Kottayam	1562022	1559214	100%	1388296	89%	114948	28%
Kozhikode	2499523	2511774	100%	2120699	85%	108949	19%
Malappuram	2988358	3137179	105%	2526909	85%	88344	17%
Palakkad	2140261	2154997	101%	1885299	88%	121241	30%
Pathanamthitta	1036488	1091374	105%	933859	90%	115885	32%
Thiruvananthapuram	2675400	2708009	101%	2373844	89%	193847	27%
Thrissur	2545664	2442728	96%	2286787	90%	180541	31%
Wayanad	659698	690711	105%	608520	92%	34747	18%
<b>Grand Total</b>	<b>2,66,34,508</b>	<b>26,953,844</b>	<b>101%</b>	<b>23,492,736</b>	<b>88%</b>	<b>1592466</b>	<b>25%</b>

\*Revised target population(> 18 years) as per MOHFW is 2.67 crores

\*As per letter from Additional Secretary MOHFW- D O No 2317579/2021/Imm dated 15/09/2021

TABLE 10. Achievement for the day 07/05/2022 midnight

Daily achievement 08-05-2022				
District	First Dose	Second Dose	Precaution dose	Total Doses Administered
Alappuzha	345	808	239	1392
Ernakulam	311	489	1168	1968
Idukki	92	179	42	313
Kannur	1014	1196	366	2576
Kasaragod	735	742	240	1717
Kollam	2965	1778	239	4982
Kottayam	1142	1163	496	2801
Kozhikode	1621	1071	679	3371
Malappuram	682	971	437	2090
Palakkad	908	2127	729	3764
Pathanamthitta	285	554	280	1119
Thiruvananthapuram	2487	2189	297	4973
Thrissur	4147	2765	712	7624
Wayanad	285	311	127	723
<b>Grand Total</b>	<b>17019</b>	<b>16343</b>	<b>6051</b>	<b>39413</b>

\*\* Vaccine stock details couldn't be downloaded from e-VIN portal as the portal is down.

TABLE11.COVID Vaccination related sites

<a href="mailto:support@cowin.gov.in">support@cowin.gov.in</a> <a href="https://www.cowin.gov.in/home">https://www.cowin.gov.in/home</a> <a href="https://dashboard.kerala.gov.in/">https://dashboard.kerala.gov.in/</a> <a href="https://dhs.kerala.gov.in/https://aogyakeralam.gov.in/https://sha.kerala.gov.in/">https://dhs.kerala.gov.in/https://aogyakeralam.gov.in/https://sha.kerala.gov.in/</a>
---

TABLE10.COVID Vaccination related Helpline numbers

National/State/District	Line1	Line2	Line3
National Helpline	1075	+91 1123978046	0120 4473222
Disha	1056	04712552056	
StateCallCenter	04712309251	04712309252	04712309255
Thiruvananthapuram	9188610100	1077	
Kollam	04742797609	8589015556	
Pathanamthitta	04682222515	04682228220	
Alappuzha	04772239999		
Kottayam	04812565200	04812304800	04812581900
Idukki	18004255640	04862232220	04862233118
Ernakulam	9072303861		
Thrissur	9400066921	9400066922	9400066923
Palakkad	04912505264	04912505189	8943341439
Malappuram	04832733253	04832737858	04832733252
Kozhikode	7594001442		
Wayanad	04936202343	04936202375	9072510900
Kannur	04972700194		
Kasargod	9061076590	9061079244	9061078026