



www.health.kerala.gov.in

**COVID-19 OUTBREAK CONTROL AND PREVENTION STATE CELL
HEALTH&FAMILY WELFARE DEPARTMENT**

www.dhs.kerala.gov.in

controlroomdhskerala@gmail.com

Kerala HEALTH-COVID-19 DAILY VACCINATION BULLETIN

Date: 09/05/2022

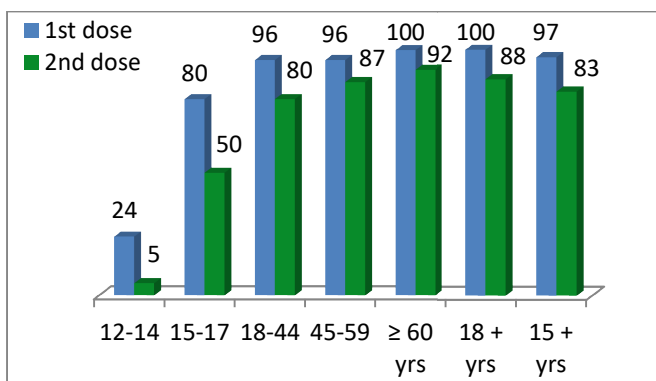
**OUR HEALTH OUR RESPONSIBILITY
VACCINE ADVISORY**

- *People who are vaccinated with Covid Vaccine are reported to have reduced Covid related ICU admissions, serious disease and death.*
- *Early vaccination is useful to safeguard our life from this deadly disease.*
- *Vaccination sessions are planned as per the availability of vaccine. All are requested to cooperate.*
- *After receiving the first dose, second dose of Covishield vaccine is to be taken between 12–16weeks and second dose of Covaxin between 4-6 weeks.*
- *Covid vaccination is currently available to all above 15 years. Children in 15-18 age group will get Covaxin.*
- *Health Staffs, Frontline workers and people above 60 years with co-morbidities will get precaution dose after 9 months or 39 weeks from the second dose. The Same vaccine administered as first and second dose is to be taken as precaution dose. People above 60 years with co-morbidities should take medical advice before receiving precaution dose.*
- *Vaccination is available free of cost in all Government covid vaccination centers, and at a nominal rate (as per the Gol order F.No.2079203/2021/Immunization) in selected private Hospitals.*
- ***ENSURE ALL YOUR ELIGIBLE FAMILY MEMBERS ARE PROTECTED BY RECEIVING ANY OF THE AVAILABLE COVID VACCINE.***
- ***“BOTH COVAXIN AND COVISHIELD ARE EQUALLY EFFECTIVE AND SAFE”***
- ***“BE FULLY PROTECTED – GET THE SECOND DOSE AT YOUR SCHEDULED TIME”***

ANALYSIS


COVID-19 mass vaccinations are showing signs of preventing illness and steep decline in cases and hospital admissions in countries which done vaccination. Kerala started its vaccination for health care workers from January 16, 2021. The COVID-19 Vaccines Operational Guidelines issued by the Ministry of Health and Family Welfare, Govt. of India, 28th December 2020 and all subsequent Guidelines issued by Ministry of Health and Family Welfare, Govt of India are followed at the sites and all vaccination lanes

Summary of COVID Vaccine Administered as on 09-05-2022 midnight



- 97%** of eligible population vaccinated with a single dose till May 09
- 83%** of eligible population vaccinated with double dose till May 09
- State has vaccinated about **80%** of children aged 15 - 17 years with a single dose

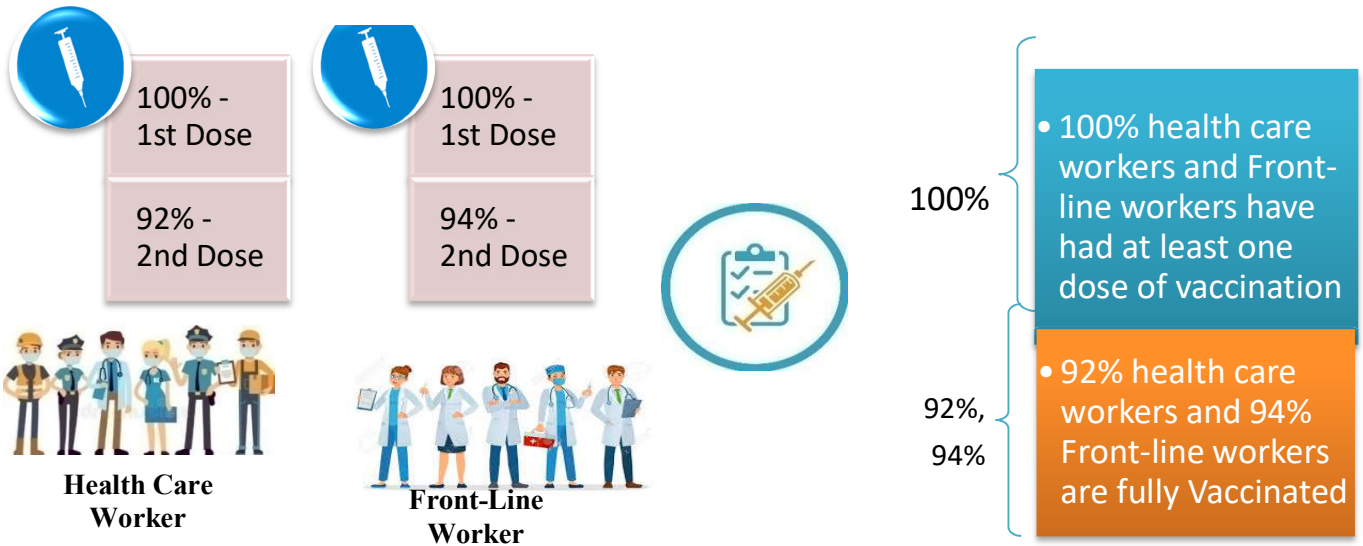
Time Line of Vaccination Coverage



Kerala began administration of COVID 19 Vaccines on 16th January, 2021. As of 09th May 2022, Kerala has administered over 54 million doses overall, including first and second doses of vaccines.

Over 97 per cent of the eligible population (15 + years) in Kerala has been administered the first dose of the Covid-19 vaccine. The state has achieved the target within 485 days since the beginning of the vaccination drive on January 16, 2021

Health Care Workers & Front-line Workers Vaccinated



Are You Vaccinated? You Still Need to Practice: SMS

- Even after vaccination, follow COVID appropriate behavior
- Practice Social Distancing and greet without physical contact
- Always wear clean face mask
- Wash your hands thoroughly and frequently or use hand sanitizer
- Follow the current COVID 19 guidelines to prevent further spread
- Stay Safe. Stay Strong. Get Vaccinated



Even After Getting Vaccinated Keep Taking Precautions to Protect Your Self



GET VACCINATED



WASH YOUR HANDS



WEAR A MASK



KEEP YOUR DISTANCE

The Race Towards Full Vaccination - Weekly Trend

30th April – 6th May 2022

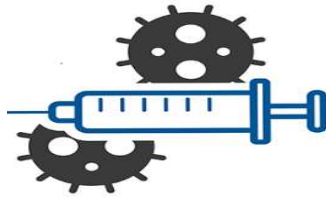
Kerala Administered over

0.63 Lakh

COVID Vaccine Doses

in the last 7 days

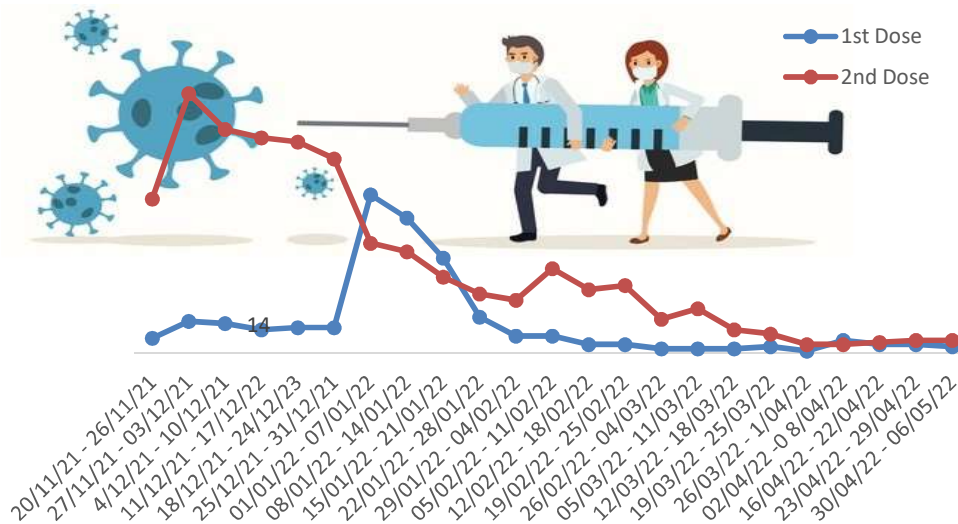
(30th April – 6th May, 2022)



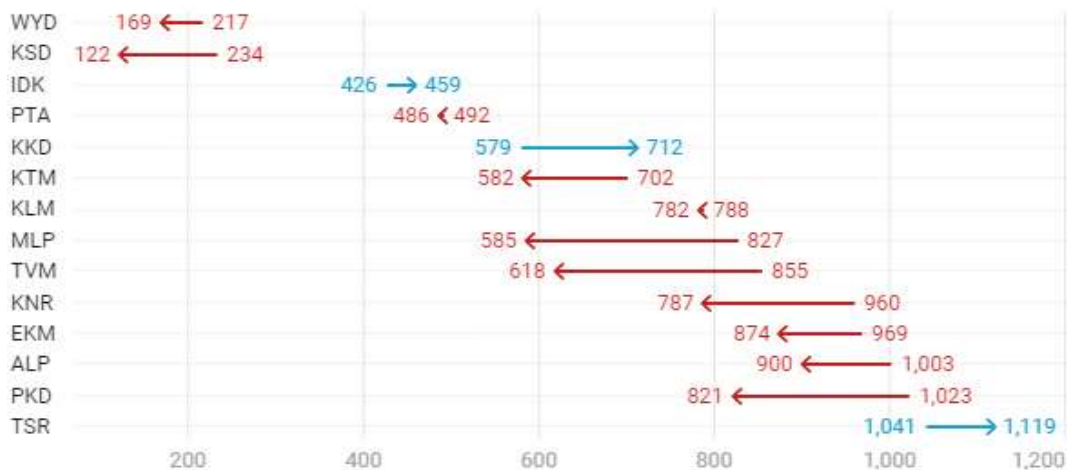
From 30th April – 6th May 2022 on average

0.09 lakh doses were administered daily.

Average Doses Administered Per day per week (in 1000)



Trend in average per day vaccination (in 1000) for the last two weeks



Race Against Time – Vaccination Quarterly Status

(Q1:16th Jan-Mar, Q2: Apr-June, Q3: July-Sep, Q4: Oct-Dec)

Daily Average Doses Administered per Quarter

In the first Quarter, only 42201 first doses and 5324 second doses were administered daily on average. During the second, third and fourth quarters, the daily vaccination of the first and second doses increased significantly.



Vaccination Achievement per Quarter

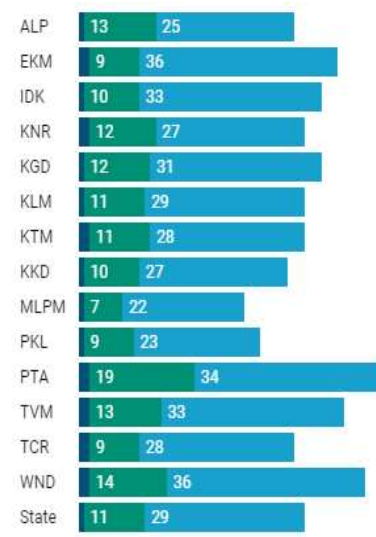
In the third quarter of the immunization drive, 52% of the eligible population (18 + age) in Kerala were given the first dose and 29% the second dose.

■ Q1 ■ Q2 ■ Q3

First Dose

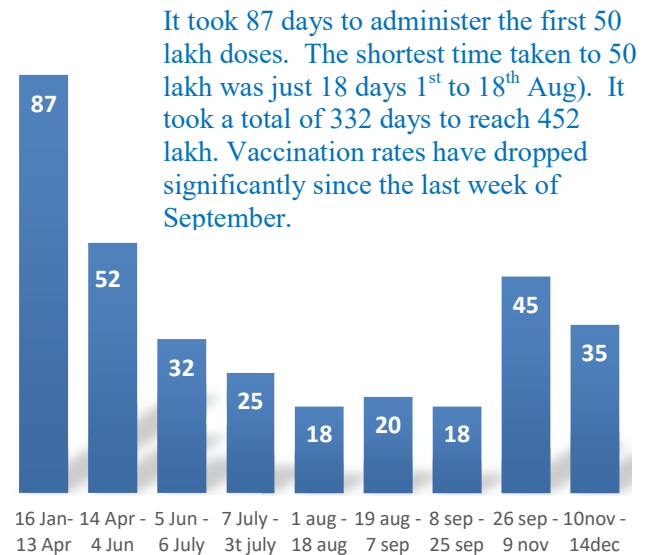


Second Dose



Dose Progression

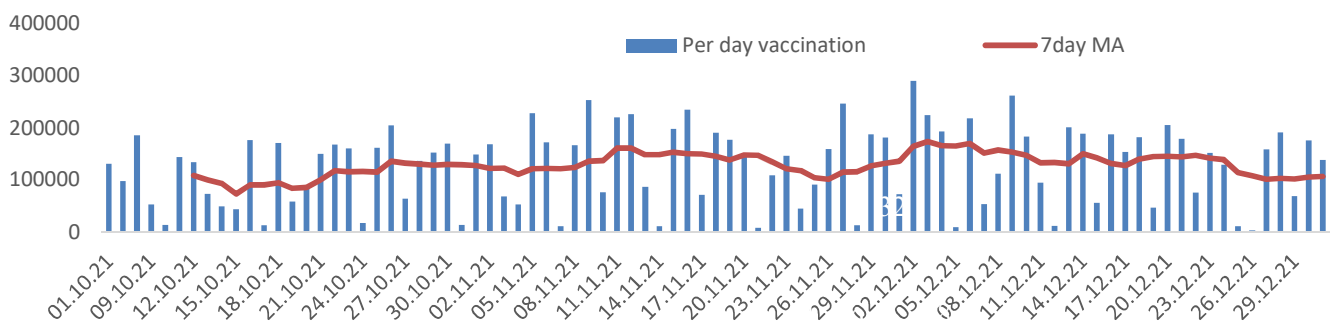
The chart shows the days taken for total COVID-19 Vaccination doses (both first and second) in Kerala to cross every 50 lakh dose mark



It took 87 days to administer the first 50 lakh doses. The shortest time taken to 50 lakh was just 18 days 1st to 18th Aug). It took a total of 332 days to reach 452 lakh. Vaccination rates have dropped significantly since the last week of September.

Vaccine Administered per Day and 7 days Moving Average in Last Quarter (Oct -Dec)

The seven-day moving average of daily doses in the last quarter showed a peak on December 2nd and continued to fluctuate thereafter



Important Message to the Public

- a. *Infection or infection rate is only a part and disease manifestation of disease is to be monitored*
- b. *Fatality among vaccinated people is very less. Disease severity among vaccinated people is less.*
- c. *People with comorbidity should be careful. Once detected covid positive they should get admitted and do not stay at home.*
- d. *Death among non-vaccinated people, especially people with comorbidity is because of late arrival in hospitals*
- e. *Diabetes and Hypertension together is the most common cause of patient death if they arrive late.*
- f. *Vaccinated people, only if symptomatic are advised to consult Doctor.*
- g. *Non Vaccinated people, if symptomatic, may do RTPCR test*
- h. *Antigen testing is only for emergency purpose*
- i. *Non vaccinated people with co-morbidities to do testing by RTPCR and consult doctor*
- j. *Repeat RTPCR is not needed among the people who are detected COVID positive in the previous 2 months*
- k. *All young person detected positive and at home isolation should do glucose test*

TABLE1.Total Vaccination done in the State as on 09/05/2022 midnight

State Summary (15+ years)-Total doses administered till 10/05/2022 at 12 AM								
District	Target	First Dose	Percent age	Second Dose	Percentage*	Precaution Dose	Percentage	Total doses administered
Alappuzha	1829568	1709782	94%	1577079	86%	142986	33%	34,29,847
Ernakulam	3217878	3232493	100%	2745227	85%	170832	24%	61,48,552
Idukki	950762	943872	99%	786192	83%	35040	17%	17,65,104
Kannur	2100307	2127000	101%	1866554	89%	121890	25%	41,15,444
Kasaragod	1092141	1024891	94%	855174	78%	43186	16%	19,23,251
Kollam	2268371	2186658	96%	1882875	83%	124880	26%	41,94,413
Kottayam	1704500	1639360	96%	1433911	84%	116249	28%	31,89,520
Kozhikode	2746273	2625685	96%	2177039	79%	110656	19%	49,13,380
Malappuram	3386535	3327918	98%	2603329	77%	89300	16%	60,20,547
Palakkad	2349082	2303731	98%	1973909	84%	122462	30%	44,00,102
Pathanamthitta	1118564	1142226	102%	964874	86%	116537	32%	22,23,637
Thiruvananthapuram	2914006	2827114	97%	2440396	84%	194262	27%	54,61,772
Thrissur	2767777	2598670	94%	2383020	86%	183983	31%	51,65,673
Wayanad	716933	732201	102%	631289	88%	34868	17%	13,98,358
Grand Total	29,162,697	2,84,21,601	97%	2,43,20,868	83%	16,07,131	25%	5,43,49,600

TABLE2.Covid-19 Vaccination Center Functional in the State as on 09/05/2022 midnight

DISTRICTS	12+	15+	18+	Total
Alappuzha	7	0	88	95
Ernakulam	2	1	35	38
Idukki	9	5	14	28
Kannur	10	6	23	39
Kasaragod	46	46	51	143
Kollam	14	7	21	42
Kottayam	4	8	45	57
Kozhikode	8	10	45	63
Malappuram	18	16	37	71
Palakkad	16	7	40	63
Pathanamthitta	7	8	21	36
Thiruvananthapuram	0	2	19	21
Thrissur	25	43	65	133
Wayanad	6	6	6	18
GrandTotal	172	165	510	847

TABLE3. Health Care Workers Coverage as on 09/05/2022 midnight

<i>DISTRICT</i>	<i>1st DOSE</i>	<i>2nd Dose</i>	<i>% fully vaccinated</i>	<i>Precaution dose</i>	<i>Precaution dose (%) *</i>
Alappuzha	29022	27223	94%	13169	53%
Ernakulam	85566	75779	89%	30542	44%
Idukki	13554	13001	96%	5598	48%
Kannur	40388	37525	93%	17859	52%
Kasaragod	11610	10811	93%	4724	48%
Kollam	36036	33808	94%	14554	49%
Kottayam	38706	36291	94%	16372	50%
Kozhikode	52734	47944	91%	17494	41%
Malappuram	44834	41981	94%	17053	48%
Palakkad	34674	32005	92%	15280	53%
Pathanamthitta	29337	25075	85%	11373	50%
Thiruvananthapuram	73424	66365	90%	26169	44%
Thrissur	51909	49179	95%	25671	57%
Wayanad	13978	13286	95%	6238	51%
Grand Total	555772	510273	92%	222096	48%

1st Dose coverage for HCW is 100%

*Proportion of beneficiaries who are eligible (completed 9 months after 2nd dose)

TABLE4. Frontline workers Coverage as on 09/05/2022 midnight

<i>DISTRICT</i>	<i>1st dose</i>	<i>2nd Dose</i>	<i>% fully vaccinated</i>	<i>Precaution dose</i>	<i>Precaution dose(%) *</i>
Alappuzha	39128	36741	94%	12719	38%
Ernakulam	54934	50330	92%	17454	39%
Idukki	22994	21335	93%	5119	29%
Kannur	41382	39957	97%	11871	33%
Kasaragod	24615	22465	91%	6101	30%
Kollam	42235	38815	92%	9824	29%
Kottayam	32141	30595	95%	10531	38%
Kozhikode	55273	52547	95%	8912	19%
Malappuram	53913	51254	95%	12588	28%
Palakkad	48097	45525	95%	15518	38%
Pathanamthitta	25249	22525	89%	6728	33%
Thiruvananthapuram	72999	67600	93%	20229	36%
Thrissur	41907	40729	97%	16964	46%
Wayanad	17021	16091	95%	3916	27%
Grand Total	571888	536509	94%	158474	33%

1st Dose coverage for FLW is 100%

*Proportion of beneficiaries who are eligible (completed 9 months after 2nd dose)

TABLE5.Age-Appropriate Group (45-59 Years) Coverage as on 09/05/2022 midnight

Table 5: Age appropriate group (45-59 years) coverage							
45-59 years Coverage as on			10/05/2022	at 12 AM			
District	Target	1st Dose Coverage	Percentage	2nd Dose Coverage	Percentage fully vaccinated	Precaution dose	%
Alappuzha	535436	438850	82%	415704	78%	1684	1%
Ernakulam	809349	783501	97%	701554	87%	7367	3%
Idukki	237564	246934	104%	218968	92%	312	0%
Kannur	527295	515759	98%	479447	91%	1667	1%
Kasaragod	253027	252184	100%	223748	88%	244	0%
Kollam	541201	559949	103%	501824	93%	1723	1%
Kottayam	478470	414088	87%	374168	78%	2193	2%
Kozhikode	658949	654807	99%	580653	88%	1785	1%
Malappuram	733338	722746	99%	626859	85%	884	0%
Palakkad	614226	547115	89%	498881	81%	2120	2%
Pathanamthitta	264372	281760	107%	251538	95%	1737	2%
Thiruvananthapuram	735836	681497	93%	612746	83%	4984	2%
Thrissur	689418	663879	96%	624241	91%	6171	3%
Wayanad	170537	177122	104%	164227	96%	171	0%
Grand Total	7249018	69,40,191	96%	62,74,558	87%	33042	2%

TABLE6.Age-Appropriate Group (≥60 Years) Coverage as on 09/05/2022midnight

Table 6: Age appropriate group (≥ 60 years) coverage							
≥ 60 years Coverage as on			10/05/2022	at 12 AM			
District	Target	1st Dose Coverage	Percentage	2nd Dose Coverage	Percentage fully vaccinated	Precaution dose	%
Alappuzha	424565	428954	101%	400450	94%	115172	50%
Ernakulam	673885	676124	100%	619895	92%	114298	33%
Idukki	193981	194543	100%	172895	89%	23971	25%
Kannur	438602	444412	101%	412195	94%	90239	40%
Kasaragod	182460	181684	100%	160208	88%	32084	31%
Kollam	497558	499433	100%	454560	91%	98528	41%
Kottayam	418008	419599	100%	383754	92%	86913	42%
Kozhikode	526896	529093	100%	479549	91%	82198	33%
Malappuram	477642	488044	102%	433768	91%	58651	28%
Palakkad	437708	439748	100%	401521	92%	89407	46%
Pathanamthitta	311297	312166	100%	280474	90%	96360	49%
Thiruvananthapuram	630465	632916	100%	570784	91%	142496	42%
Thrissur	581781	588015	101%	557386	96%	134446	46%
Wayanad	128009	128292	100%	114321	89%	24525	30%
Grand Total	5922857	59,63,023	101%	54,41,760	92%	11,89,288	40%

TABLE 6. Age-Appropriate Group (18-44 Years) Coverage as on 09/05/2022 midnight

18-44 years Coverage as on 10/05/2022 at 12 AM							
District	Target	First Dose					
		1st Dose Coverage	Percentage	2nd Dose Coverage	Percentage fully vaccinated	Precaution dose	%
Alappuzha	744178	669351	90%	629747	85%	242	1%
Ernakulam	1470864	1508823	103%	1221420	83%	1171	3%
Idukki	437537	419120	96%	332205	76%	40	1%
Kannur	947964	964321	102%	824143	87%	254	1%
Kasaragod	556876	500899	90%	406877	73%	33	0%
Kollam	1054752	931818	88%	786898	75%	251	1%
Kottayam	665544	654719	98%	563834	85%	240	1%
Kozhikode	1313678	1220065	93%	961028	73%	267	1%
Malappuram	1777378	1827798	103%	1374146	77%	124	0%
Palakkad	1088327	1085469	100%	908184	83%	137	1%
Pathanamthitta	460819	442889	96%	354459	77%	339	2%
Thiruvananthapuram	1309099	1247198	95%	1056438	81%	384	1%
Thrissur	1274465	1097104	86%	1016282	80%	731	2%
Wayanad	361152	354309	98%	300668	83%	18	0%
Grand Total	13462633	1,29,23,883	96%	1,07,36,329	80%	4231	1%
*Among those who have taken first dose							

TABLE 7. Age-Appropriate Group (15-17 Years) Coverage as on 09/05/2022 midnight

15-17 years Coverage as on 10/05/2022 at 12 AM					
District	Target	1st Dose Coverage	Percentage	2nd Dose Coverage	Percentage fully vaccinated
Alappuzha	80832	77288	96%	60032	74%
Ernakulam	172307	111336	65%	75092	44%
Idukki	51339	35919	70%	25773	50%
Kannur	97722	99364	102%	68395	70%
Kasaragod	60496	48747	81%	30081	50%
Kollam	105234	95105	90%	63896	61%
Kottayam	85400	65089	76%	43376	51%
Kozhikode	143028	106640	75%	54653	38%
Malappuram	241212	177383	74%	73576	31%
Palakkad	132742	114156	86%	77291	58%
Pathanamthitta	48854	39179	80%	28658	59%
Thiruvananthapuram	145238	101173	70%	62715	43%
Thrissur	123540	121334	98%	86786	70%
Wayanad	29245	34692	119%	21154	72%
Grand Total	1,517,189	12,27,405	80%	7,71,478	50%

Table 8: Age appropriate group (12-14 years) Coverage as on 09/05/2022 midnight

12-14 years Coverage as on 10/05/2022 at 12 AM					
District	Target	1st Dose Coverage	Percentage	2nd Dose Coverage	Percentage fully vaccinated
Alappuzha	43284	27189	63%	7182	17%
Ernakulam	90244	12209	14%	1157	1%
Idukki	29672	10808	36%	2015	7%
Kannur	89079	21374	24%	4892	5%
Kasaragod	39968	5152	13%	984	2%
Kollam	69984	22082	32%	3074	4%
Kottayam	55571	15018	27%	1893	3%
Kozhikode	103644	7073	7%	665	1%
Malappuram	159652	13200	8%	1745	1%
Palakkad	75249	34472	46%	10502	14%
Pathanamthitta	33203	11646	35%	2145	6%
Thiruvananthapuram	93804	17907	19%	3748	4%
Thrissur	99789	34522	35%	8417	8%
Wayanad	27857	6787	24%	1542	6%
Grand Total	10,11,000	2,39,439	24%	49,961	5%

TABLE9.State Summary (18+) as on 09/05/2022 midnight

State Summary (18+) 10-05-2022 at 12 AM							
District	Target	First Dose	Percentage	Second Dose	Percentage*	Precaution Dose	Percentage
Alappuzha	1704179	1605305	94%	1509865	89%	142986	33%
Ernakulam	2954098	3108948	105%	2668978	90%	170832	24%
Idukki	869082	897145	103%	758404	87%	35040	17%
Kannur	1913861	2006262	105%	1793267	94%	121890	25%
Kasaragod	992363	970992	98%	824109	83%	43186	16%
Kollam	2093511	2069471	99%	1815905	87%	124880	26%
Kottayam	1562022	1559253	100%	1388642	89%	116249	28%
Kozhikode	2499523	2511972	100%	2121721	85%	110656	19%
Malappuram	2988358	3137335	105%	2528008	85%	89300	16%
Palakkad	2140261	2155103	101%	1886116	88%	122462	30%
Pathanamthitta	1036488	1091401	105%	934071	90%	116537	32%
Thiruvananthapuram	2675400	2708034	101%	2373933	89%	194262	27%
Thrissur	2545664	2442814	96%	2287817	90%	183983	31%
Wayanad	659698	690722	105%	608593	92%	34868	17%
Grand Total	2,66,34,508	2,69,54,757	101%	2,34,99,429	88%	1607131	25%

*Revised target population(> 18 years) as per MOHFW is 2.67 crores

*As per letter from Additional Secretary MOHFW- D O No 2317579/2021/Imm dated 15/09/2021

TABLE 10. Achievement for the day 09/05/2022 midnight

Daily achievement		10-05-2022		
District	First Dose	Second Dose	Precaution dose	Total Doses Administered
Alappuzha	105	584	1966	2655
Ernakulam	188	309	744	1241
Idukki	283	429	323	1035
Kannur	677	841	544	2062
Kasaragod	266	649	392	1307
Kollam	1560	577	748	2885
Kottayam	169	492	1291	1952
Kozhikode	486	1246	1695	3427
Malappuram	989	1508	956	3453
Palakkad	793	1890	1203	3886
Pathanamthitta	313	418	651	1382
Thiruvananthapuram	27	101	274	402
Thrissur	1010	1958	3341	6309
Wayanad	224	482	121	827
Grand Total	7090	11484	14249	32823

** Vaccine stock details couldn't be downloaded from e-VIN portal as the portal is down.

TABLE11.COVID Vaccination related sites

support@cowin.gov.in https://www.cowin.gov.in/home https://dashboard.kerala.gov.in/ https://dhs.kerala.gov.in/https://aogyakeralam.gov.in/https://sha.kerala.gov.in/

TABLE10.COVID Vaccination related Helpline numbers

National/State/District	Line1	Line2	Line3
National Helpline	1075	+91 1123978046	0120 4473222
Disha	1056	04712552056	
StateCallCenter	04712309251	04712309252	04712309255
Thiruvananthapuram	9188610100	1077	
Kollam	04742797609	8589015556	
Pathanamthitta	04682222515	04682228220	
Alappuzha	04772239999		
Kottayam	04812565200	04812304800	04812581900
Idukki	18004255640	04862232220	04862233118
Ernakulam	9072303861		
Thrissur	9400066921	9400066922	9400066923
Palakkad	04912505264	04912505189	8943341439
Malappuram	04832733253	04832737858	04832733252
Kozhikode	7594001442		
Wayanad	04936202343	04936202375	9072510900
Kannur	04972700194		
Kasargod	9061076590	9061079244	9061078026