



www.health.kerala.gov.in

**COVID-19 OUTBREAK CONTROL AND PREVENTION STATE CELL
HEALTH&FAMILY WELFARE DEPARTMENT**

www.dhs.kerala.gov.in

controlroomdhskerala@gmail.com

Kerala HEALTH-COVID-19 DAILY VACCINATION BULLETIN

Date: 10/05/2022

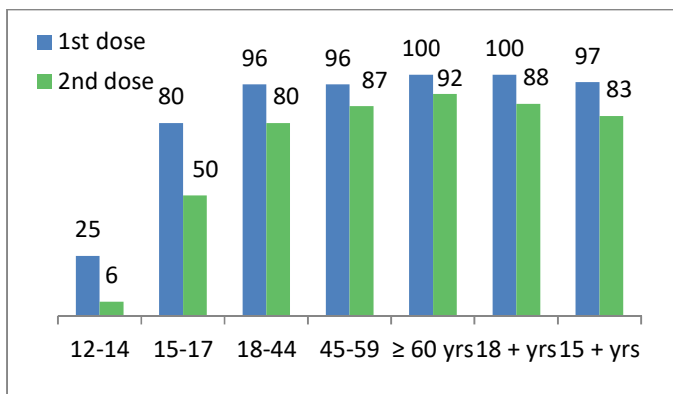
**OUR HEALTH OUR RESPONSIBILITY
VACCINE ADVISORY**

- *People who are vaccinated with Covid Vaccine are reported to have reduced Covid related ICU admissions, serious disease and death.*
- *Early vaccination is useful to safeguard our life from this deadly disease.*
- *Vaccination sessions are planned as per the availability of vaccine. All are requested to cooperate.*
- *After receiving the first dose, second dose of Covishield vaccine is to be taken between 12–16weeks and second dose of Covaxin between 4-6 weeks.*
- *Covid vaccination is currently available to all above 15 years. Children in 15-18 age group will get Covaxin.*
- *Health Staffs, Frontline workers and people above 60 years with co-morbidities will get precaution dose after 9 months or 39 weeks from the second dose. The Same vaccine administered as first and second dose is to be taken as precaution dose. People above 60 years with co-morbidities should take medical advice before receiving precaution dose.*
- *Vaccination is available free of cost in all Government covid vaccination centers, and at a nominal rate (as per the Gol order F.No.2079203/2021/Immunization) in selected private Hospitals.*
- ***ENSURE ALL YOUR ELIGIBLE FAMILY MEMBERS ARE PROTECTED BY RECEIVING ANY OF THE AVAILABLE COVID VACCINE.***
- ***“BOTH COVAXIN AND COVISHIELD ARE EQUALLY EFFECTIVE AND SAFE”***
- ***“BE FULLY PROTECTED – GET THE SECOND DOSE AT YOUR SCHEDULED TIME”***

ANALYSIS

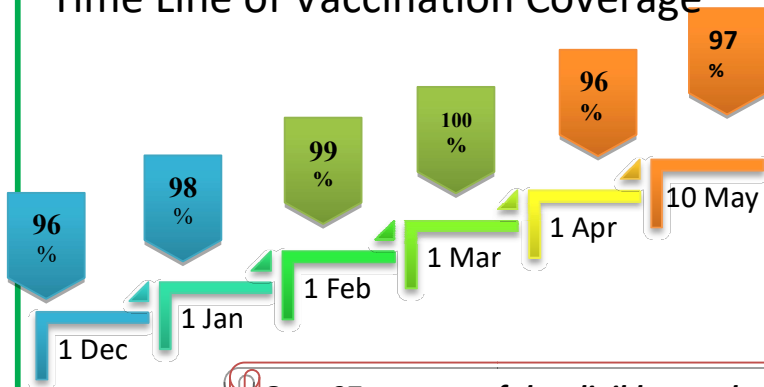
COVID-19 mass vaccinations are showing signs of preventing illness and steep decline in cases and hospital admissions in countries which done vaccination. Kerala started its vaccination for health care workers from January 16, 2021. The COVID-19 Vaccines Operational Guidelines issued by the Ministry of Health and Family Welfare, Govt. of India, 28th December 2020 and all subsequent Guidelines issued by Ministry of Health and Family Welfare, Govt of India are followed at the sites and all vaccination lanes

Summary of COVID Vaccine Administered as on 10-05-2022 midnight



- 97%** of eligible population vaccinated with a single dose till May 10
- 83%** of eligible population vaccinated with double dose till May 10
- State has vaccinated about **80%** of children aged 15 - 17 years with a single dose

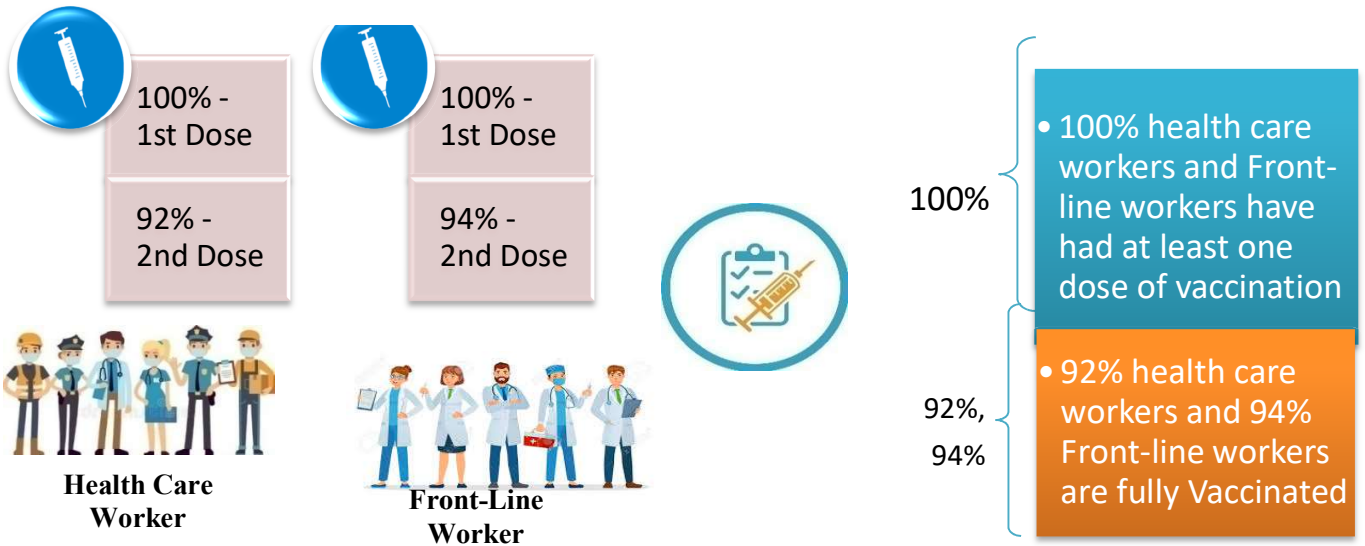
Time Line of Vaccination Coverage



Kerala began administration of COVID 19 Vaccines on 16th January, 2021. As of 10th May 2022, Kerala has administered over 54 million doses overall, including first and second doses of vaccines.


Over 97 per cent of the eligible population (15 + years) in Kerala has been administered the first dose of the Covid-19 vaccine. The state has achieved the target within 486 days since the beginning of the vaccination drive on January 16, 2021

Health Care Workers & Front-line Workers Vaccinated



Are You Vaccinated? You Still Need to Practice: SMS

- Even after vaccination, follow COVID appropriate behavior
- Practice Social Distancing and greet without physical contact
- Always wear clean face mask
- Wash your hands thoroughly and frequently or use hand sanitizer
- Follow the current COVID 19 guidelines to prevent further spread
- Stay Safe. Stay Strong. Get Vaccinated



Even After Getting Vaccinated Keep Taking Precautions to Protect Your Self



The Race Towards Full Vaccination - Weekly Trend

30th April – 6th May 2022

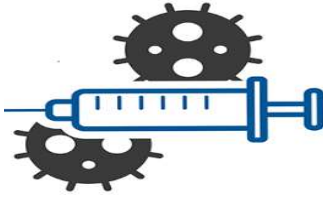
Kerala Administered over

0.63 Lakh

COVID Vaccine Doses

in the last 7 days

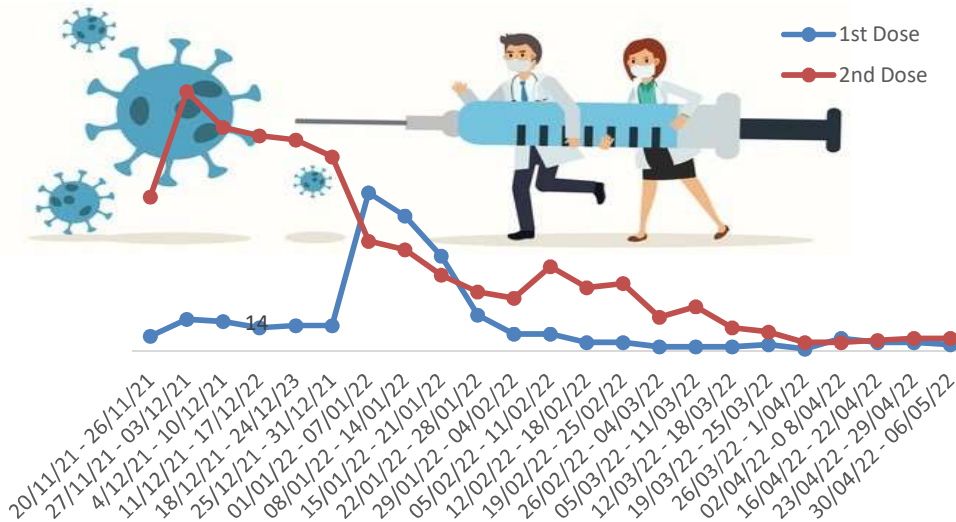
(30th April – 6th May, 2022)



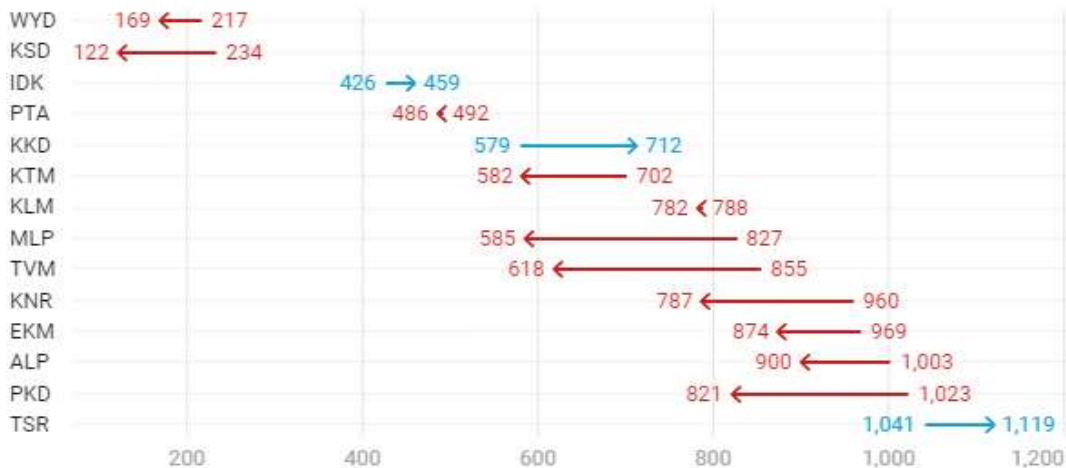
From 30th April – 6th May 2022 on average

0.09 lakh doses were administered daily.

Average Doses Administered Per day per week (in 1000)



Trend in average per day vaccination (in 1000) for the last two weeks

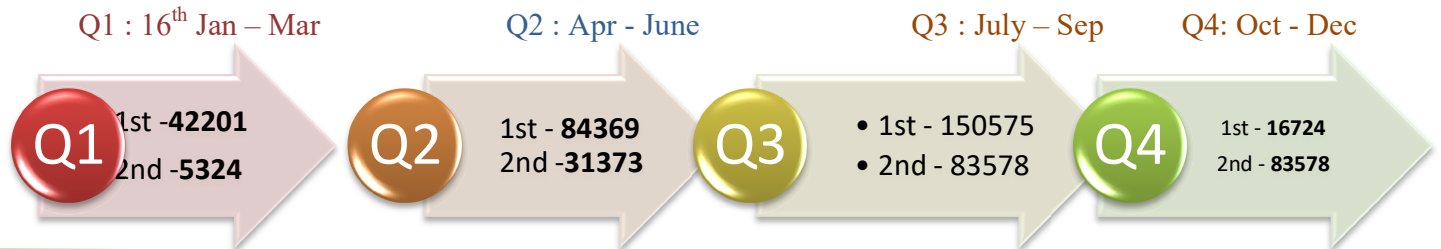


Race Against Time – Vaccination Quarterly Status

(Q1:16th Jan-Mar, Q2: Apr-June, Q3: July-Sep, Q4: Oct - Dec)

Daily Average Doses Administered per Quarter

In the first Quarter, only 42201 first doses and 5324 second doses were administered daily on average. During the second, third and fourth quarters, the daily vaccination of the first and second doses increased significantly.

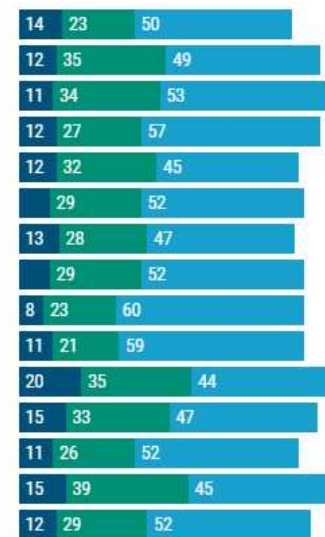


Vaccination Achievement per Quarter

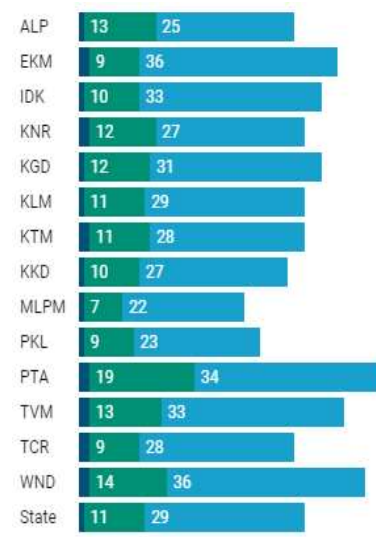
In the third quarter of the immunization drive, 52% of the eligible population (18 + age) in Kerala were given the first dose and 29% the second dose.

■ Q1 ■ Q2 ■ Q3

First Dose

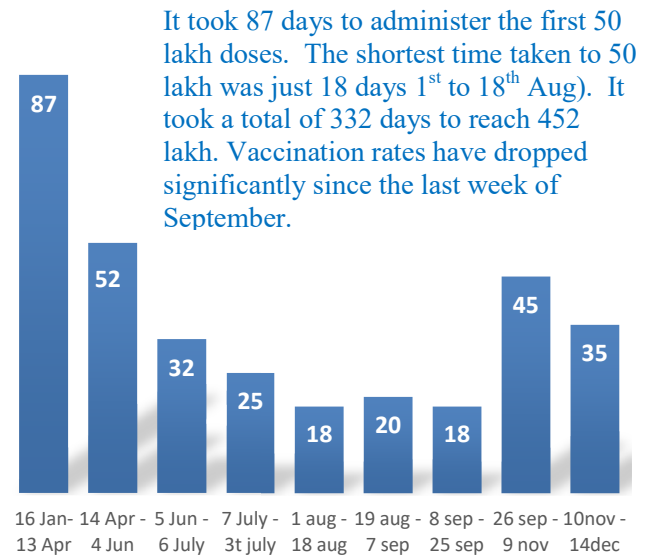


Second Dose



Dose Progression

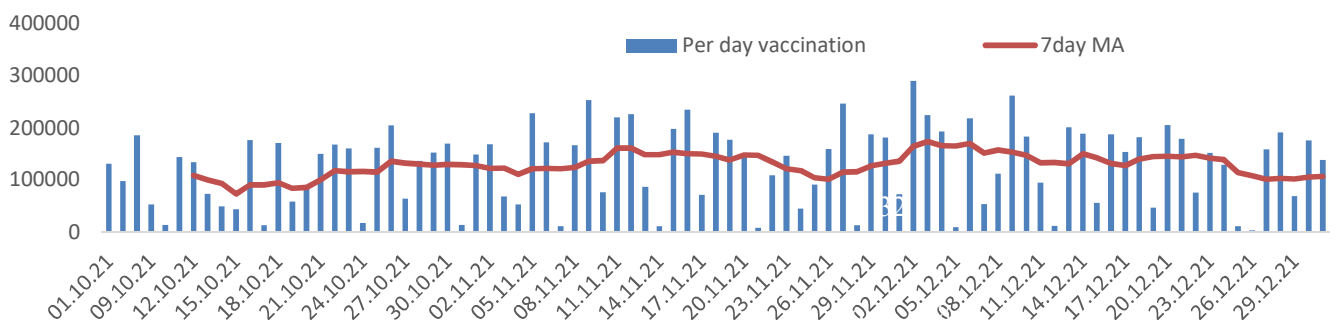
The chart shows the days taken for total COVID-19 Vaccination doses (both first and second) in Kerala to cross every 50 lakh dose mark



It took 87 days to administer the first 50 lakh doses. The shortest time taken to 50 lakh was just 18 days 1st to 18th Aug). It took a total of 332 days to reach 452 lakh. Vaccination rates have dropped significantly since the last week of September.

Vaccine Administered per Day and 7 days Moving Average in Last Quarter (Oct -Dec)

The seven-day moving average of daily doses in the last quarter showed a peak on December 2nd and continued to fluctuate thereafter



Important Message to the Public

- a. *Infection or infection rate is only a part and disease manifestation of disease is to be monitored*
- b. *Fatality among vaccinated people is very less. Disease severity among vaccinated people is less.*
- c. *People with comorbidity should be careful. Once detected covid positive they should get admitted and do not stay at home.*
- d. *Death among non-vaccinated people, especially people with comorbidity is because of late arrival in hospitals*
- e. *Diabetes and Hypertension together is the most common cause of patient death if they arrive late.*
- f. *Vaccinated people, only if symptomatic are advised to consult Doctor.*
- g. *Non Vaccinated people, if symptomatic, may do RTPCR test*
- h. *Antigen testing is only for emergency purpose*
- i. *Non vaccinated people with co-morbidities to do testing by RTPCR and consult doctor*
- j. *Repeat RTPCR is not needed among the people who are detected COVID positive in the previous 2 months*
- k. *All young person detected positive and at home isolation should do glucose test*

TABLE1.Total Vaccination done in the State as on 10/05/2022 midnight

State Summary (15+ years)-Total doses administered till 11/05/2022 at 12 AM								
District	Target	First Dose	Percent age	Second Dose	Percentage*	Precaution Dose	Percentage	Total doses administered
Alappuzha	1829568	1711272	94%	1579146	86%	143157	33%	34,33,575
Ernakulam	3217878	3233662	101%	2746763	85%	172844	24%	61,53,269
Idukki	950762	944616	99%	787090	83%	35241	17%	17,66,947
Kannur	2100307	2130203	101%	1869232	89%	122764	25%	41,22,199
Kasaragod	1092141	1024892	94%	855174	78%	43193	16%	19,23,259
Kollam	2268371	2188213	96%	1884895	83%	127053	26%	42,00,161
Kottayam	1704500	1643713	97%	1435266	84%	116427	28%	31,95,406
Kozhikode	2746273	2626056	96%	2177446	79%	111031	20%	49,14,533
Malappuram	3386535	3328884	98%	2604347	77%	89882	16%	60,23,113
Palakkad	2349082	2303879	98%	1974295	84%	122673	30%	44,00,847
Pathanamthitta	1118564	1143000	102%	965804	86%	117287	32%	22,26,091
Thiruvananthapuram	2914006	2827372	97%	2442202	84%	198827	28%	54,68,401
Thrissur	2767777	2599187	94%	2384003	86%	185388	31%	51,68,578
Wayanad	716933	732359	102%	631510	88%	34957	17%	13,98,826
Grand Total	29,162,697	2,84,37,308	97%	2,43,37,173	83%	16,20,724	25%	5,43,95,205

TABLE2.Covid-19 Vaccination Center Functional in the State as on 10/05/2022 midnight

DISTRICTS	12+	15+	18+	Total
Alappuzha	84	0	3	87
Ernakulam	0	0	28	28
Idukki	14	8	12	34
Kannur	42	12	28	82
Kasaragod	0	0	6	6
Kollam	15	20	54	89
Kottayam	81	0	4	85
Kozhikode	7	4	22	33
Malappuram	16	3	16	35
Palakkad	2	4	11	17
Pathanamthitta	11	10	18	39
Thiruvananthapuram	0	1	128	129
Thrissur	0	48	68	116
Wayanad	3	2	5	10
GrandTotal	275	112	403	790

TABLE3. Health Care Workers Coverage as on 10/05/2022 midnight

<i>DISTRICT</i>	<i>1st DOSE</i>	<i>2nd Dose</i>	<i>% fully vaccinated</i>	<i>Precaution dose</i>	<i>Precaution dose (%) *</i>
Alappuzha	29022	27223	94%	13177	53%
Ernakulam	85566	75780	89%	30608	44%
Idukki	13554	13001	96%	5606	48%
Kannur	40388	37527	93%	17882	52%
Kasaragod	11610	10811	93%	4725	48%
Kollam	36036	33810	94%	14620	49%
Kottayam	38706	36291	94%	16383	50%
Kozhikode	52734	47945	91%	17510	41%
Malappuram	44834	41981	94%	17078	48%
Palakkad	34674	32005	92%	15285	53%
Pathanamthitta	29337	25076	85%	11391	50%
Thiruvananthapuram	73424	66368	90%	26311	45%
Thrissur	51909	49180	95%	25697	57%
Wayanad	13978	13286	95%	6250	51%
Grand Total	555772	510284	92%	222523	49%

1st Dose coverage for HCW is 100%

*Proportion of beneficiaries who are eligible (completed 9 months after 2nd dose)

TABLE4. Frontline workers Coverage as on 10/05/2022 midnight

<i>DISTRICT</i>	<i>1st dose</i>	<i>2nd Dose</i>	<i>% fully vaccinated</i>	<i>Precaution dose</i>	<i>Precaution dose(%) *</i>
Alappuzha	39128	36741	94%	12725	38%
Ernakulam	54934	50330	92%	17510	39%
Idukki	22994	21335	93%	5125	29%
Kannur	41382	39957	97%	11916	33%
Kasaragod	24615	22465	91%	6102	30%
Kollam	42235	38820	92%	9876	29%
Kottayam	32141	30595	95%	10534	38%
Kozhikode	55273	52547	95%	8928	19%
Malappuram	53913	51255	95%	12614	28%
Palakkad	48097	45525	95%	15530	38%
Pathanamthitta	25249	22526	89%	6763	34%
Thiruvananthapuram	72999	67603	93%	20374	36%
Thrissur	41907	40729	97%	17002	46%
Wayanad	17021	16092	95%	3920	27%
Grand Total	571888	536520	94%	158919	33%

1st Dose coverage for FLW is 100%

*Proportion of beneficiaries who are eligible (completed 9 months after 2nd dose)

TABLE5.Age-Appropriate Group (45-59 Years) Coverage as on 10/05/2022 midnight

Table 5: Age appropriate group (45-59 years) coverage							
45-59 years Coverage as on			11/05/2022 at 12 AM				
District	Target	1st Dose Coverage	Percentage	2nd Dose Coverage	Percentage fully vaccinated	Precaution dose	%
Alappuzha	535436	438850	82%	415715	78%	1704	1%
Ernakulam	809349	783511	97%	701655	87%	7505	3%
Idukki	237564	246936	104%	218988	92%	318	0%
Kannur	527295	515770	98%	479517	91%	1719	1%
Kasaragod	253027	252183	100%	223748	88%	247	0%
Kollam	541201	559957	103%	501994	93%	1749	1%
Kottayam	478470	414089	87%	374173	78%	2244	2%
Kozhikode	658949	654828	99%	580674	88%	1833	1%
Malappuram	733338	722756	99%	626938	85%	896	0%
Palakkad	614226	547119	89%	498892	81%	2148	2%
Pathanamthitta	264372	281765	107%	251556	95%	1778	2%
Thiruvananthapuram	735836	681520	93%	613018	83%	5065	2%
Thrissur	689418	663884	96%	624302	91%	6270	3%
Wayanad	170537	177122	104%	164231	96%	174	0%
Grand Total	7249018	69,40,290	96%	62,75,401	87%	33650	2%

TABLE6.Age-Appropriate Group (≥60 Years) Coverage as on 10/05/2022midnight

Table 6: Age appropriate group (≥ 60 years) coverage							
≥ 60 years Coverage as on			11/05/2022 at 12 AM				
District	Target	1st Dose Coverage	Percentage	2nd Dose Coverage	Percentage fully vaccinated	Precaution dose	%
Alappuzha	424565	428954	101%	400455	94%	115306	50%
Ernakulam	673885	676133	100%	619967	92%	116033	34%
Idukki	193981	194545	100%	172899	89%	24149	25%
Kannur	438602	444419	101%	412227	94%	90982	41%
Kasaragod	182460	181684	100%	160207	88%	32084	30%
Kollam	497558	499445	100%	454642	91%	100548	42%
Kottayam	418008	419600	100%	383759	92%	87023	42%
Kozhikode	526896	529096	100%	479567	91%	82490	33%
Malappuram	477642	488048	102%	433805	91%	59165	29%
Palakkad	437708	439749	100%	401525	92%	89569	46%
Pathanamthitta	311297	312171	100%	280491	90%	97007	49%
Thiruvananthapuram	630465	632938	100%	570983	91%	146676	44%
Thrissur	581781	588022	101%	557412	96%	135677	46%
Wayanad	128009	128292	100%	114324	89%	24594	30%
Grand Total	5922857	59,63,096	101%	54,42,263	92%	12,01,303	40%

TABLE 6. Age-Appropriate Group (18-44 Years) Coverage as on 10/05/2022 midnight

18-44 years Coverage as on 11/05/2022 at 12 AM							
District	Target	First Dose					
		1st Dose Coverage	Percentage	2nd Dose Coverage	Percentage fully vaccinated	Precaution dose	%
Alappuzha	744178	669354	90%	629776	85%	245	1%
Ernakulam	1470864	1508896	103%	1221922	83%	1188	3%
Idukki	437537	419129	96%	332318	76%	43	1%
Kannur	947964	964411	102%	824726	87%	265	1%
Kasaragod	556876	500900	90%	406878	73%	35	0%
Kollam	1054752	931920	88%	787825	75%	260	1%
Kottayam	665544	654721	98%	563868	85%	243	1%
Kozhikode	1313678	1220117	93%	961293	73%	270	1%
Malappuram	1777378	1827903	103%	1374741	77%	129	0%
Palakkad	1088327	1085498	100%	908313	83%	141	1%
Pathanamthitta	460819	442912	96%	354634	77%	348	2%
Thiruvananthapuram	1309099	1247398	95%	1057747	81%	401	1%
Thrissur	1274465	1097143	86%	1016716	80%	742	2%
Wayanad	361152	354321	98%	300727	83%	19	0%
Grand Total	13462633	1,29,24,623	96%	1,07,41,484	80%	4329	1%
*Among those who have taken first dose							

TABLE 7. Age-Appropriate Group (15-17 Years) Coverage as on 10/05/2022 midnight

15-17 years Coverage as on 11/05/2022 at 12 AM					
District	Target	1st Dose Coverage	Percentage	2nd Dose Coverage	Percentage fully vaccinated
Alappuzha	80832	77288	96%	60032	74%
Ernakulam	172307	111469	65%	75384	44%
Idukki	51339	35994	70%	25903	50%
Kannur	97722	99460	102%	68708	70%
Kasaragod	60496	48747	81%	30081	50%
Kollam	105234	95259	91%	64328	61%
Kottayam	85400	65114	76%	43407	51%
Kozhikode	143028	106686	75%	54739	38%
Malappuram	241212	177411	74%	73670	31%
Palakkad	132742	114210	86%	77453	58%
Pathanamthitta	48854	39249	80%	28785	59%
Thiruvananthapuram	145238	101186	70%	62735	43%
Thrissur	123540	121439	98%	87073	70%
Wayanad	29245	34714	119%	21217	73%
Grand Total	1,517,189	12,28,226	80%	7,73,515	50%

Table 8: Age appropriate group (12-14 years) Coverage as on 10/05/2022 midnight

12-14 years Coverage as on 11/05/2022 at 12 AM					
District	Target	1st Dose Coverage	Percentage	2nd Dose Coverage	Percentage fully vaccinated
Alappuzha	43284	28676	66%	9204	21%
Ernakulam	90244	13153	15%	1725	2%
Idukki	29672	11464	39%	2646	9%
Kannur	89079	24373	27%	6570	7%
Kasaragod	39968	5153	13%	984	2%
Kollam	69984	23361	33%	3476	5%
Kottayam	55571	19342	35%	3173	6%
Kozhikode	103644	7322	7%	681	1%
Malappuram	159652	14019	9%	1957	1%
Palakkad	75249	34532	46%	10582	14%
Pathanamthitta	33203	12317	37%	2736	8%
Thiruvananthapuram	93804	17907	19%	3748	4%
Thrissur	99789	34883	35%	8591	9%
Wayanad	27857	6911	25%	1633	6%
Grand Total	10,11,000	2,53,413	25%	57,706	6%

TABLE9.State Summary (18+) as on 10/05/2022 midnight

State Summary (18+) 11-05-2022 at 12 AM							
District	Target	First Dose	Percentage	Second Dose	Percentage*	Precaution Dose	Percentage
Alappuzha	1704179	1605308	94%	1509910	89%	143157	33%
Ernakulam	2954098	3109040	105%	2669654	90%	172844	24%
Idukki	869082	897158	103%	758541	87%	35241	17%
Kannur	1913861	2006370	105%	1793954	94%	122764	25%
Kasaragod	992363	970992	98%	824109	83%	43193	16%
Kollam	2093511	2069593	99%	1817091	87%	127053	26%
Kottayam	1562022	1559257	100%	1388686	89%	116427	28%
Kozhikode	2499523	2512048	101%	2122026	85%	111031	20%
Malappuram	2988358	3137454	105%	2528720	85%	89882	16%
Palakkad	2140261	2155137	101%	1886260	88%	122673	30%
Pathanamthitta	1036488	1091434	105%	934283	90%	117287	32%
Thiruvananthapuram	2675400	2708279	101%	2375719	89%	198827	28%
Thrissur	2545664	2442865	96%	2288339	90%	185388	31%
Wayanad	659698	690734	105%	608660	92%	34957	17%
Grand Total	2,66,34,508	2,69,55,669	101%	2,35,05,952	88%	1620724	25%

*Revised target population(> 18 years) as per MOHFW is 2.67 crores

*As per letter from Additional Secretary MOHFW- D O No 2317579/2021/Imm dated 15/09/2021

TABLE 10. Achievement for the day 10/05/2022 midnight

Daily achievement		11-05-2022		
District	First Dose	Second Dose	Precaution dose	Total Doses Administered
Alappuzha	105	584	1966	2655
Ernakulam	188	309	744	1241
Idukki	283	429	323	1035
Kannur	677	841	544	2062
Kasaragod	266	649	392	1307
Kollam	1560	577	748	2885
Kottayam	169	492	1291	1952
Kozhikode	486	1246	1695	3427
Malappuram	989	1508	956	3453
Palakkad	793	1890	1203	3886
Pathanamthitta	313	418	651	1382
Thiruvananthapuram	27	101	274	402
Thrissur	1010	1958	3341	6309
Wayanad	224	482	121	827
Grand Total	7090	11484	14249	32823

** Vaccine stock details couldn't be downloaded from e-VIN portal as the portal is down.

TABLE11.COVID Vaccination related sites

support@cowin.gov.in https://www.cowin.gov.in/home https://dashboard.kerala.gov.in/ https://dhs.kerala.gov.in/https://aogyakeralam.gov.in/https://sha.kerala.gov.in/

TABLE10.COVID Vaccination related Helpline numbers

National/State/District	Line1	Line2	Line3
National Helpline	1075	+91 1123978046	0120 4473222
Disha	1056	04712552056	
StateCallCenter	04712309251	04712309252	04712309255
Thiruvananthapuram	9188610100	1077	
Kollam	04742797609	8589015556	
Pathanamthitta	04682222515	04682228220	
Alappuzha	04772239999		
Kottayam	04812565200	04812304800	04812581900
Idukki	18004255640	04862232220	04862233118
Ernakulam	9072303861		
Thrissur	9400066921	9400066922	9400066923
Palakkad	04912505264	04912505189	8943341439
Malappuram	04832733253	04832737858	04832733252
Kozhikode	7594001442		
Wayanad	04936202343	04936202375	9072510900
Kannur	04972700194		
Kasargod	9061076590	9061079244	9061078026