



www.health.kerala.gov.in

**COVID-19 OUTBREAK CONTROL AND PREVENTION STATE CELL
HEALTH&FAMILY WELFARE DEPARTMENT**

www.dhs.kerala.gov.in

controlroomdhskerala@gmail.com

Kerala HEALTH-COVID-19 DAILY VACCINATION BULLETIN

Date: 11/05/2022

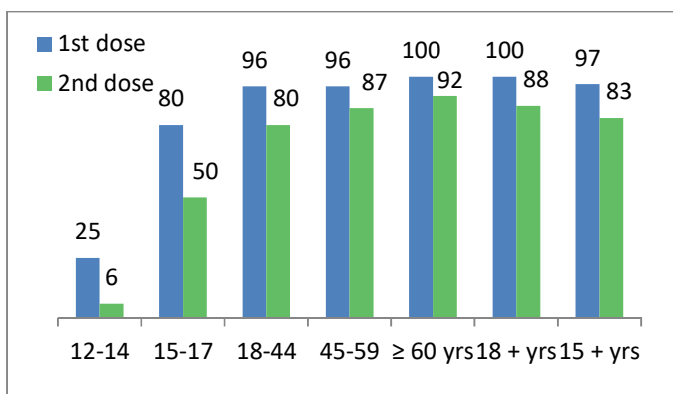
**OUR HEALTH OUR RESPONSIBILITY
VACCINE ADVISORY**

- *People who are vaccinated with Covid Vaccine are reported to have reduced Covid related ICU admissions, serious disease and death.*
- *Early vaccination is useful to safeguard our life from this deadly disease.*
- *Vaccination sessions are planned as per the availability of vaccine. All are requested to cooperate.*
- *After receiving the first dose, second dose of Covishield vaccine is to be taken between 12–16weeks and second dose of Covaxin between 4-6 weeks.*
- *Covid vaccination is currently available to all above 15 years. Children in 15-18 age group will get Covaxin.*
- *Health Staffs, Frontline workers and people above 60 years with co-morbidities will get precaution dose after 9 months or 39 weeks from the second dose. The Same vaccine administered as first and second dose is to be taken as precaution dose. People above 60 years with co-morbidities should take medical advice before receiving precaution dose.*
- *Vaccination is available free of cost in all Government covid vaccination centers, and at a nominal rate (as per the Gol order F.No.2079203/2021/Immunization) in selected private Hospitals.*
- ***ENSURE ALL YOUR ELIGIBLE FAMILY MEMBERS ARE PROTECTED BY RECEIVING ANY OF THE AVAILABLE COVID VACCINE.***
- ***“BOTH COVAXIN AND COVISHIELD ARE EQUALLY EFFECTIVE AND SAFE”***
- ***“BE FULLY PROTECTED – GET THE SECOND DOSE AT YOUR SCHEDULED TIME”***

ANALYSIS

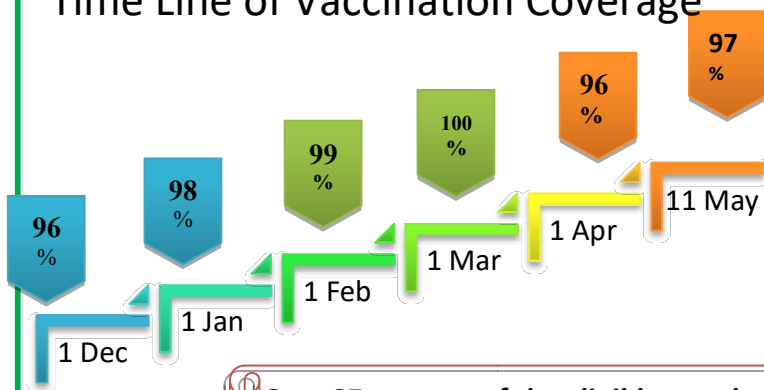
COVID-19 mass vaccinations are showing signs of preventing illness and steep decline in cases and hospital admissions in countries which done vaccination. Kerala started its vaccination for health care workers from January 16, 2021. The COVID-19 Vaccines Operational Guidelines issued by the Ministry of Health and Family Welfare, Govt. of India, 28th December 2020 and all subsequent Guidelines issued by Ministry of Health and Family Welfare, Govt of India are followed at the sites and all vaccination lanes

Summary of COVID Vaccine Administered as on 11-05-2022 midnight



- 97%** of eligible population vaccinated with a single dose till May 11
- 83%** of eligible population vaccinated with double dose till May 11
- State has vaccinated about **80%** of children aged 15 - 17 years with a single dose

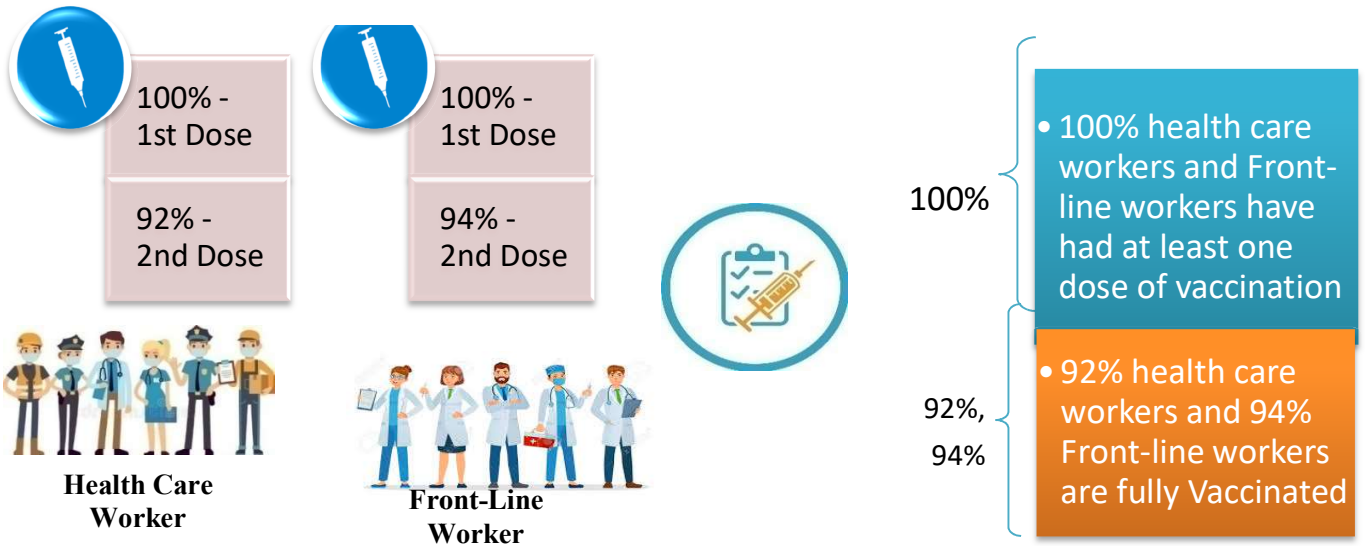
Time Line of Vaccination Coverage



Kerala began administration of COVID 19 Vaccines on 16th January, 2021. As of 11th May 2022, Kerala has administered over 54 million doses overall, including first and second doses of vaccines.

Over 97 per cent of the eligible population (15 + years) in Kerala has been administered the first dose of the Covid-19 vaccine. The state has achieved the target within 487 days since the beginning of the vaccination drive on January 16, 2021

Health Care Workers & Front-line Workers Vaccinated



Are You Vaccinated? You Still Need to Practice: SMS

- Even after vaccination, follow COVID appropriate behavior
- Practice Social Distancing and greet without physical contact
- Always wear clean face mask
- Wash your hands thoroughly and frequently or use hand sanitizer
- Follow the current COVID 19 guidelines to prevent further spread
- Stay Safe. Stay Strong. Get Vaccinated



Even After Getting Vaccinated Keep Taking Precautions to Protect Your Self



The Race Towards Full Vaccination - Weekly Trend

30th April – 6th May 2022

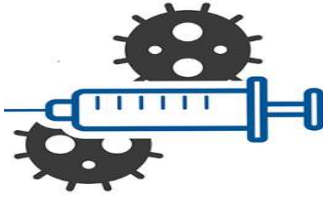
Kerala Administered over

0.63 Lakh

COVID Vaccine Doses

in the last 7 days

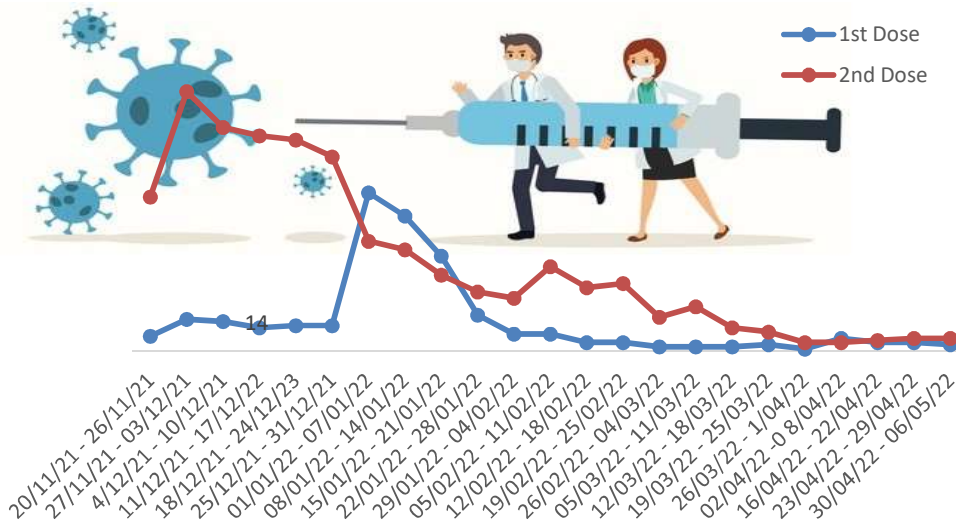
(30th April – 6th May, 2022)



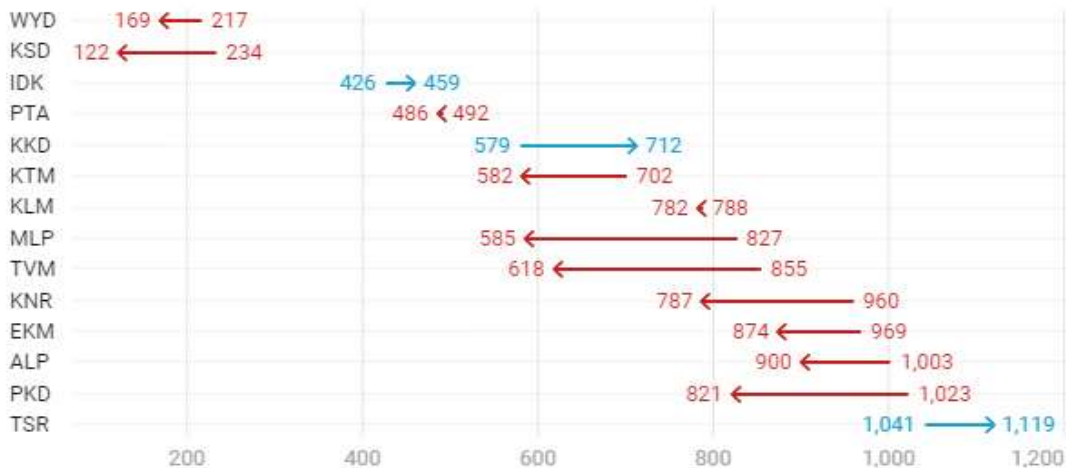
From 30th April – 6th May 2022 on average

0.09 lakh doses were administered daily.

Average Doses Administered Per day per week (in 1000)



Trend in average per day vaccination (in 1000) for the last two weeks



Race Against Time – Vaccination Quarterly Status

(Q1:16th Jan-Mar, Q2: Apr-June, Q3: July-Sep, Q4: Oct - Dec)

Daily Average Doses Administered per Quarter

In the first Quarter, only 42201 first doses and 5324 second doses were administered daily on average. During the second, third and fourth quarters, the daily vaccination of the first and second doses increased significantly.



Vaccination Achievement per Quarter

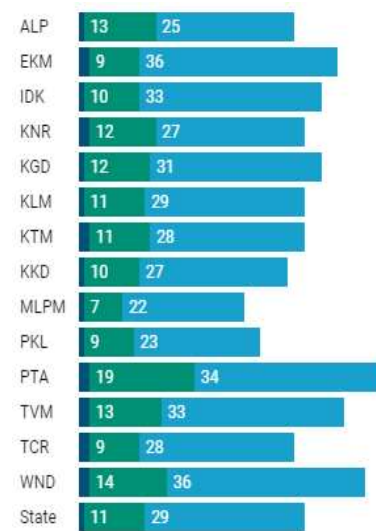
In the third quarter of the immunization drive, 52% of the eligible population (18 + age) in Kerala were given the first dose and 29% the second dose.

■ Q1 ■ Q2 ■ Q3

First Dose

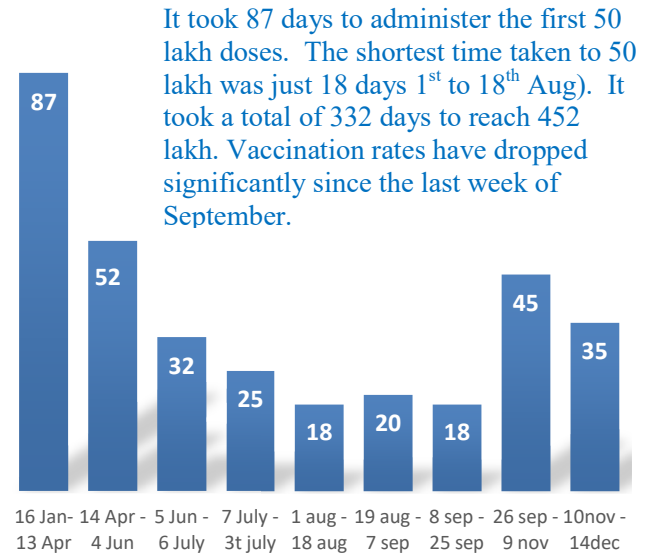


Second Dose



Dose Progression

The chart shows the days taken for total COVID-19 Vaccination doses (both first and second) in Kerala to cross every 50 lakh dose mark



Vaccine Administered per Day and 7 days Moving Average in Last Quarter (Oct -Dec)

The seven-day moving average of daily doses in the last quarter showed a peak on December 2nd and continued to fluctuate thereafter



Important Message to the Public

- a. *Infection or infection rate is only a part and disease manifestation of disease is to be monitored*
- b. *Fatality among vaccinated people is very less. Disease severity among vaccinated people is less.*
- c. *People with comorbidity should be careful. Once detected covid positive they should get admitted and do not stay at home.*
- d. *Death among non-vaccinated people, especially people with comorbidity is because of late arrival in hospitals*
- e. *Diabetes and Hypertension together is the most common cause of patient death if they arrive late.*
- f. *Vaccinated people, only if symptomatic are advised to consult Doctor.*
- g. *Non Vaccinated people, if symptomatic, may do RTPCR test*
- h. *Antigen testing is only for emergency purpose*
- i. *Non vaccinated people with co-morbidities to do testing by RTPCR and consult doctor*
- j. *Repeat RTPCR is not needed among the people who are detected COVID positive in the previous 2 months*
- k. *All young person detected positive and at home isolation should do glucose test*

TABLE1.Total Vaccination done in the State as on 11/05/2022 midnight

State Summary (15+ years)-Total doses administered till 12/05/2022 at 12 AM								
District	Target	First Dose	Percent age	Second Dose	Percentage*	Precaution Dose	Percentage	Total doses administered
Alappuzha	1829568	1711323	94%	1579270	86%	143245	33%	34,33,838
Ernakulam	3217878	3233685	101%	2746876	85%	173306	24%	61,53,867
Idukki	950762	944689	99%	787177	83%	35252	17%	17,67,118
Kannur	2100307	2130437	101%	1869395	89%	122850	25%	41,22,682
Kasaragod	1092141	1024933	94%	855306	78%	43233	16%	19,23,472
Kollam	2268371	2188907	96%	1885056	83%	127107	26%	42,01,070
Kottayam	1704500	1643725	97%	1435312	84%	116557	28%	31,95,594
Kozhikode	2746273	2626134	96%	2177623	79%	111303	20%	49,15,060
Malappuram	3386535	3329529	98%	2604755	77%	90079	16%	60,24,363
Palakkad	2349082	2303890	98%	1974356	84%	122750	30%	44,00,996
Pathanamthitta	1118564	1143039	102%	965864	86%	117416	32%	22,26,319
Thiruvananthapuram	2914006	2827389	97%	2442289	84%	199034	28%	54,68,712
Thrissur	2767777	2599234	94%	2384161	86%	185833	31%	51,69,228
Wayanad	716933	732429	102%	631612	88%	35014	18%	13,99,055
Grand Total	29,162,697	2,84,39,343	97%	2,43,39,052	83%	16,22,979	25%	5,44,01,374

TABLE2.Covid-19 Vaccination Center Functional in the State as on 11/05/2022 midnight

DISTRICTS	12+	15+	18+	Total
Alappuzha	0	0	9	9
Ernakulam	0	0	29	29
Idukki	1	1	4	6
Kannur	1	1	10	12
Kasaragod	0	0	22	22
Kollam	0	0	6	6
Kottayam	1	1	9	11
Kozhikode	1	1	23	25
Malappuram	6	3	9	18
Palakkad	1	0	13	14
Pathanamthitta	1	1	7	9
Thiruvananthapuram	0	2	17	19
Thrissur	0	1	23	24
Wayanad	2	0	4	6
GrandTotal	14	11	185	210

TABLE3. Health Care Workers Coverage as on 11/05/2022 midnight

<i>DISTRICT</i>	<i>1st DOSE</i>	<i>2nd Dose</i>	<i>% fully vaccinated</i>	<i>Precaution dose</i>	<i>Precaution dose (%) *</i>
Alappuzha	29022	27223	94%	13182	53%
Ernakulam	85566	75781	89%	30630	44%
Idukki	13554	13001	96%	5608	48%
Kannur	40388	37527	93%	17886	52%
Kasaragod	11610	10811	93%	4727	48%
Kollam	36036	33810	94%	14620	49%
Kottayam	38706	36291	94%	16389	50%
Kozhikode	52734	47945	91%	17538	41%
Malappuram	44834	41981	94%	17094	48%
Palakkad	34674	32005	92%	15290	53%
Pathanamthitta	29337	25076	85%	11397	50%
Thiruvananthapuram	73424	66369	90%	26320	45%
Thrissur	51909	49180	95%	25705	57%
Wayanad	13978	13286	95%	6253	51%
Grand Total	555772	510286	92%	222639	48%

1st Dose coverage for HCW is 100%

*Proportion of beneficiaries who are eligible (completed 9 months after 2nd dose)

TABLE4. Frontline workers Coverage as on 11/05/2022 midnight

<i>DISTRICT</i>	<i>1st dose</i>	<i>2nd Dose</i>	<i>% fully vaccinated</i>	<i>Precaution dose</i>	<i>Precaution dose(%) *</i>
Alappuzha	39128	36741	94%	12727	38%
Ernakulam	54934	50330	92%	17527	39%
Idukki	22994	21335	93%	5125	29%
Kannur	41382	39957	97%	11921	33%
Kasaragod	24615	22465	91%	6103	30%
Kollam	42235	38820	92%	9876	29%
Kottayam	32141	30595	95%	10540	38%
Kozhikode	55273	52547	95%	8932	19%
Malappuram	53913	51256	95%	12623	28%
Palakkad	48097	45526	95%	15537	38%
Pathanamthitta	25249	22526	89%	6763	34%
Thiruvananthapuram	72999	67603	93%	20401	36%
Thrissur	41907	40729	97%	17011	46%
Wayanad	17021	16092	95%	3926	27%
Grand Total	571888	536522	94%	159012	33%

1st Dose coverage for FLW is 100%

*Proportion of beneficiaries who are eligible (completed 9 months after 2nd dose)

TABLE5.Age-Appropriate Group (45-59 Years) Coverage as on 11/05/2022 midnight

Table 5: Age appropriate group (45-59 years) coverage							
45-59 years Coverage as on		12/05/2022		at 12 AM			
District	Target	1st Dose Coverage	Percentage	2nd Dose Coverage	Percentage fully vaccinated	Precaution dose	%
Alappuzha	535436	438850	82%	415721	78%	1726	1%
Ernakulam	809349	783514	97%	701667	87%	7614	3%
Idukki	237564	246936	104%	218988	92%	322	0%
Kannur	527295	515771	98%	479523	91%	1744	1%
Kasaragod	253027	252183	100%	223751	88%	248	0%
Kollam	541201	559958	103%	502006	93%	1779	1%
Kottayam	478470	414091	87%	374177	78%	2287	2%
Kozhikode	658949	654835	99%	580695	88%	1869	1%
Malappuram	733338	722758	99%	626965	85%	914	0%
Palakkad	614226	547120	89%	498895	81%	2172	2%
Pathanamthitta	264372	281768	107%	251557	95%	1810	2%
Thiruvananthapuram	735836	681522	93%	613025	83%	5124	2%
Thrissur	689418	663887	96%	624314	91%	6371	3%
Wayanad	170537	177122	104%	164231	96%	178	0%
Grand Total	7249018	69,40,315	96%	62,75,515	87%	34158	2%

TABLE6.Age-Appropriate Group (≥60 Years) Coverage as on 11/05/2022midnight

Table 6: Age appropriate group (≥ 60 years) coverage							
≥ 60 years Coverage as on		12/05/2022		at 12 AM			
District	Target	1st Dose Coverage	Percentage	2nd Dose Coverage	Percentage fully vaccinated	Precaution dose	%
Alappuzha	424565	428954	101%	400475	94%	115362	50%
Ernakulam	673885	676137	100%	619975	92%	116318	34%
Idukki	193981	194545	100%	172899	89%	24154	25%
Kannur	438602	444419	101%	412230	94%	91025	41%
Kasaragod	182460	181684	100%	160207	88%	32117	30%
Kollam	497558	499445	100%	454677	91%	100566	42%
Kottayam	418008	419600	100%	383762	92%	87094	42%
Kozhikode	526896	529098	100%	479573	91%	82686	33%
Malappuram	477642	488053	102%	433816	91%	59315	29%
Palakkad	437708	439749	100%	401533	92%	89603	46%
Pathanamthitta	311297	312172	100%	280496	90%	97091	49%
Thiruvananthapuram	630465	632938	100%	570987	91%	146779	44%
Thrissur	581781	588023	101%	557416	96%	135983	46%
Wayanad	128009	128292	100%	114326	89%	24638	30%
Grand Total	5922857	59,63,109	101%	54,42,372	92%	12,02,731	40%

TABLE 6. Age-Appropriate Group (18-44 Years) Coverage as on 11/05/2022 midnight

18-44 years Coverage as on 12/05/2022 at 12 AM							
District	Target	First Dose					
		1st Dose Coverage	Percentage	2nd Dose Coverage	Percentage fully vaccinated	Precaution dose	%
Alappuzha	744178	669355	90%	629808	85%	248	1%
Ernakulam	1470864	1508911	103%	1222012	83%	1217	3%
Idukki	437537	419133	96%	332322	76%	43	1%
Kannur	947964	964420	102%	824752	87%	274	1%
Kasaragod	556876	500917	90%	406976	73%	38	0%
Kollam	1054752	931925	88%	787851	75%	266	1%
Kottayam	665544	654724	98%	563892	85%	247	1%
Kozhikode	1313678	1220136	93%	961414	73%	278	1%
Malappuram	1777378	1827934	103%	1374953	77%	133	0%
Palakkad	1088327	1085506	100%	908359	83%	148	1%
Pathanamthitta	460819	442914	96%	354646	77%	355	2%
Thiruvananthapuram	1309099	1247404	95%	1057786	81%	410	1%
Thrissur	1274465	1097153	86%	1016787	80%	763	2%
Wayanad	361152	354325	98%	300743	83%	19	0%
Grand Total	13462633	1,29,24,757	96%	1,07,42,301	80%	4439	1%
*Among those who have taken first dose							

TABLE 7. Age-Appropriate Group (15-17 Years) Coverage as on 11/05/2022 midnight

15-17 years Coverage as on 12/05/2022 at 12 AM					
District	Target	1st Dose Coverage	Percentage	2nd Dose Coverage	Percentage fully vaccinated
Alappuzha	80832	77288	96%	60032	74%
Ernakulam	172307	111470	65%	75386	44%
Idukki	51339	36001	70%	25917	50%
Kannur	97722	99463	102%	68738	70%
Kasaragod	60496	48752	81%	30110	50%
Kollam	105234	95306	91%	64381	61%
Kottayam	85400	65121	76%	43422	51%
Kozhikode	143028	106696	75%	54760	38%
Malappuram	241212	177431	74%	73714	31%
Palakkad	132742	114210	86%	77453	58%
Pathanamthitta	48854	39249	80%	28785	59%
Thiruvananthapuram	145238	101195	70%	62771	43%
Thrissur	123540	121457	98%	87127	71%
Wayanad	29245	34719	119%	21236	73%
Grand Total	1,517,189	12,28,358	80%	7,73,832	50%

Table 8: Age appropriate group (12-14 years) Coverage as on 11/05/2022 midnight

12-14 years Coverage as on 12/05/2022 at 12 AM					
District	Target	1st Dose Coverage	Percentage	2nd Dose Coverage	Percentage fully vaccinated
Alappuzha	43284	28726	66%	9270	21%
Ernakulam	90244	13153	15%	1725	2%
Idukki	29672	11526	39%	2715	9%
Kannur	89079	24594	28%	6668	7%
Kasaragod	39968	5172	13%	986	2%
Kollam	69984	24002	34%	3511	5%
Kottayam	55571	19342	35%	3173	6%
Kozhikode	103644	7362	7%	689	1%
Malappuram	159652	14606	9%	2070	1%
Palakkad	75249	34534	46%	10585	14%
Pathanamthitta	33203	12350	37%	2778	8%
Thiruvananthapuram	93804	17907	19%	3748	4%
Thrissur	99789	34898	35%	8608	9%
Wayanad	27857	6972	25%	1698	6%
Grand Total	10,11,000	2,55,144	25%	58,224	6%

TABLE9.State Summary (18+) as on 11/05/2022 midnight

State Summary (18+) 12-05-2022 at 12 AM							
District	Target	First Dose	Percentage	Second Dose	Percentage*	Precaution Dose	Percentage
Alappuzha	1704179	1605309	94%	1509968	89%	143245	33%
Ernakulam	2954098	3109062	105%	2669765	90%	173306	24%
Idukki	869082	897162	103%	758545	87%	35252	17%
Kannur	1913861	2006380	105%	1793989	94%	122850	25%
Kasaragod	992363	971009	98%	824210	83%	43233	16%
Kollam	2093511	2069599	99%	1817164	87%	127107	26%
Kottayam	1562022	1559262	100%	1388717	89%	116557	28%
Kozhikode	2499523	2512076	101%	2122174	85%	111303	20%
Malappuram	2988358	3137492	105%	2528971	85%	90079	16%
Palakkad	2140261	2155146	101%	1886318	88%	122750	30%
Pathanamthitta	1036488	1091440	105%	934301	90%	117416	32%
Thiruvananthapuram	2675400	2708287	101%	2375770	89%	199034	28%
Thrissur	2545664	2442879	96%	2288426	90%	185833	31%
Wayanad	659698	690738	105%	608678	92%	35014	18%
Grand Total	2,66,34,508	2,69,55,841	101%	2,35,06,996	88%	1622979	25%

*Revised target population(> 18 years) as per MOHFW is 2.67 crores

*As per letter from Additional Secretary MOHFW- D O No 2317579/2021/Imm dated 15/09/2021

TABLE 10. Achievement for the day 11/05/2022 midnight

Daily achievement 12-05-2022				
District	First Dose	Second Dose	Precaution dose	Total Doses Administered
Alappuzha	36	73	88	197
Ernakulam	20	68	291	379
Idukki	73	86	11	170
Kannur	96	110	86	292
Kasaragod	39	133	36	208
Kollam	694	159	52	905
Kottayam	12	46	129	187
Kozhikode	78	177	269	524
Malappuram	644	408	197	1249
Palakkad	9	58	76	143
Pathanamthitta	38	60	127	225
Thiruvananthapuram	17	87	207	311
Thrissur	47	158	444	649
Wayanad	70	99	57	226
Grand Total	1873	1722	2070	5665

** Vaccine stock details couldn't be downloaded from e-VIN portal as the portal is down.

TABLE11.COVID Vaccination related sites

support@cowin.gov.in https://www.cowin.gov.in/home https://dashboard.kerala.gov.in/ https://dhs.kerala.gov.in/https://aogyakeralam.gov.in/https://sha.kerala.gov.in/

TABLE10.COVID Vaccination related Helpline numbers

National/State/District	Line1	Line2	Line3
National Helpline	1075	+91 1123978046	0120 4473222
Disha	1056	04712552056	
StateCallCenter	04712309251	04712309252	04712309255
Thiruvananthapuram	9188610100	1077	
Kollam	04742797609	8589015556	
Pathanamthitta	04682222515	04682228220	
Alappuzha	04772239999		
Kottayam	04812565200	04812304800	04812581900
Idukki	18004255640	04862232220	04862233118
Ernakulam	9072303861		
Thrissur	9400066921	9400066922	9400066923
Palakkad	04912505264	04912505189	8943341439
Malappuram	04832733253	04832737858	04832733252
Kozhikode	7594001442		
Wayanad	04936202343	04936202375	9072510900
Kannur	04972700194		
Kasargod	9061076590	9061079244	9061078026