



www.health.kerala.gov.in

**COVID-19 OUTBREAK CONTROL AND PREVENTION STATE CELL
HEALTH&FAMILY WELFARE DEPARTMENT**

www.dhs.kerala.gov.in

controlroomdhskerala@gmail.com

Kerala HEALTH-COVID-19 DAILY VACCINATION BULLETIN

Date: 12/05/2022

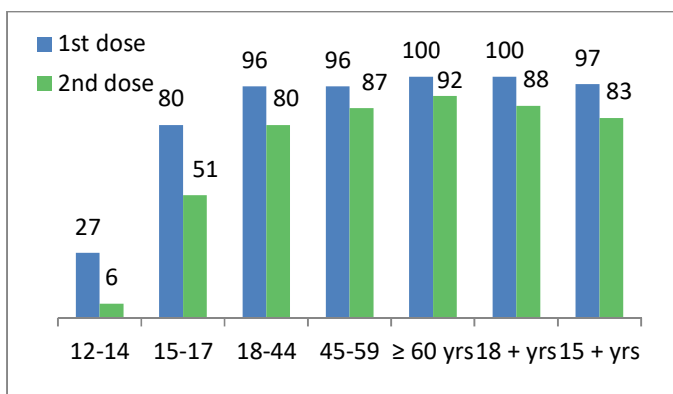
**OUR HEALTH OUR RESPONSIBILITY
VACCINE ADVISORY**

- *People who are vaccinated with Covid Vaccine are reported to have reduced Covid related ICU admissions, serious disease and death.*
- *Early vaccination is useful to safeguard our life from this deadly disease.*
- *Vaccination sessions are planned as per the availability of vaccine. All are requested to cooperate.*
- *After receiving the first dose, second dose of Covishield vaccine is to be taken between 12–16weeks and second dose of Covaxin between 4-6 weeks.*
- *Covid vaccination is currently available to all above 15 years. Children in 15-18 age group will get Covaxin.*
- *Health Staffs, Frontline workers and people above 60 years with co-morbidities will get precaution dose after 9 months or 39 weeks from the second dose. The Same vaccine administered as first and second dose is to be taken as precaution dose. People above 60 years with co-morbidities should take medical advice before receiving precaution dose.*
- *Vaccination is available free of cost in all Government covid vaccination centers, and at a nominal rate (as per the Gol order F.No.2079203/2021/Immunization) in selected private Hospitals.*
- ***ENSURE ALL YOUR ELIGIBLE FAMILY MEMBERS ARE PROTECTED BY RECEIVING ANY OF THE AVAILABLE COVID VACCINE.***
- ***“BOTH COVAXIN AND COVISHIELD ARE EQUALLY EFFECTIVE AND SAFE”***
- ***“BE FULLY PROTECTED – GET THE SECOND DOSE AT YOUR SCHEDULED TIME”***

ANALYSIS

COVID-19 mass vaccinations are showing signs of preventing illness and steep decline in cases and hospital admissions in countries which done vaccination. Kerala started its vaccination for health care workers from January 16, 2021. The COVID-19 Vaccines Operational Guidelines issued by the Ministry of Health and Family Welfare, Govt. of India, 28th December 2020 and all subsequent Guidelines issued by Ministry of Health and Family Welfare, Govt of India are followed at the sites and all vaccination lanes

Summary of COVID Vaccine Administered as on 12-05-2022 midnight

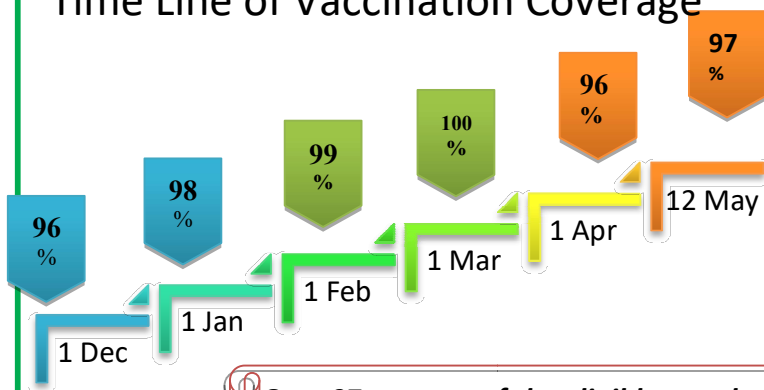


97% of eligible population vaccinated with a single dose till May 12

83% of eligible population vaccinated with double dose till May 12

State has vaccinated about **80%** of children aged 15 - 17 years with a single dose

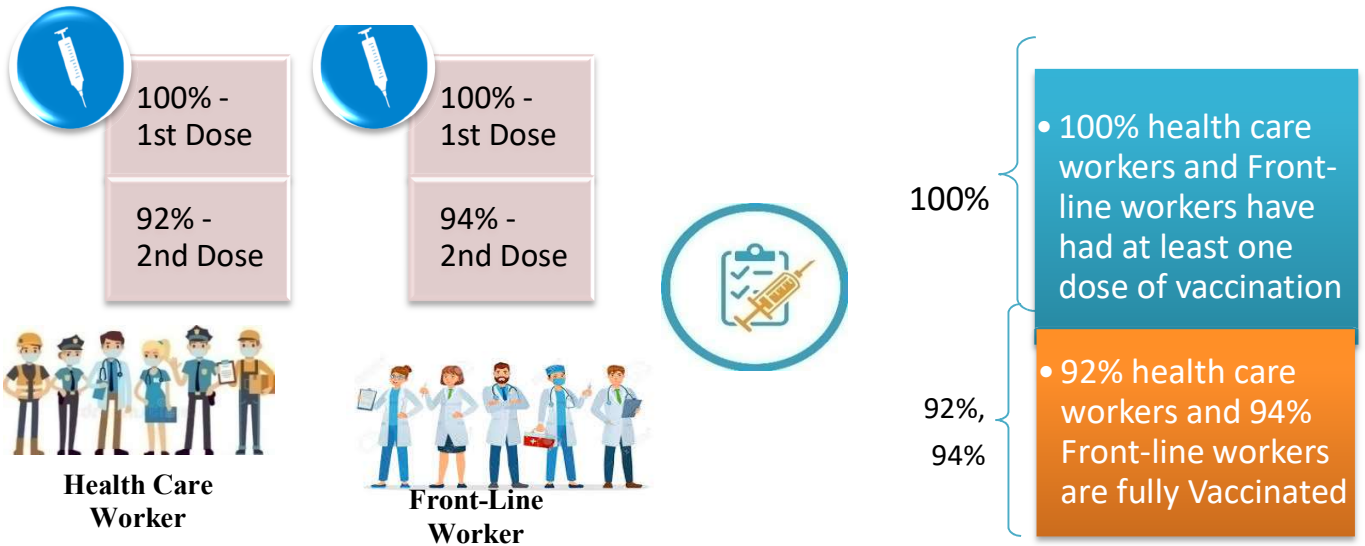
Time Line of Vaccination Coverage



Kerala began administration of COVID 19 Vaccines on 16th January, 2021. As of 12th May 2022, Kerala has administered over 54 million doses overall, including first and second doses of vaccines.

Over 97 per cent of the eligible population (15 + years) in Kerala has been administered the first dose of the Covid-19 vaccine. The state has achieved the target within 488 days since the beginning of the vaccination drive on January 16, 2021

Health Care Workers & Front-line Workers Vaccinated



Are You Vaccinated? You Still Need to Practice: SMS

- Even after vaccination, follow COVID appropriate behavior
- Practice Social Distancing and greet without physical contact
- Always wear clean face mask
- Wash your hands thoroughly and frequently or use hand sanitizer
- Follow the current COVID 19 guidelines to prevent further spread
- Stay Safe. Stay Strong. Get Vaccinated



Even After Getting Vaccinated Keep Taking Precautions to Protect Your Self



The Race Towards Full Vaccination - Weekly Trend

30th April – 6th May 2022

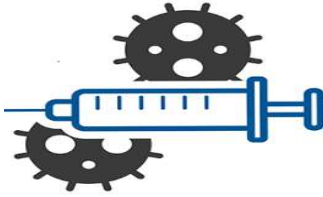
Kerala Administered over

0.63 Lakh

COVID Vaccine Doses

in the last 7 days

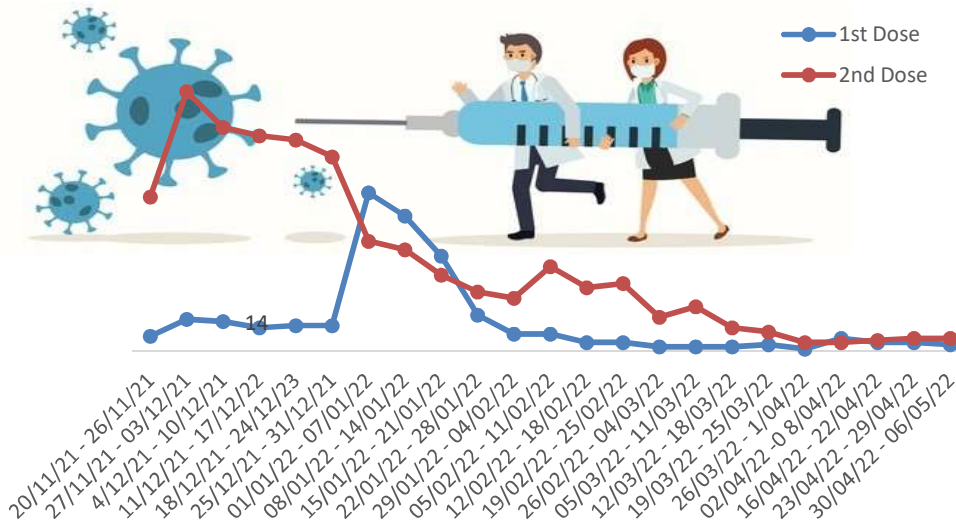
(30th April – 6th May, 2022)



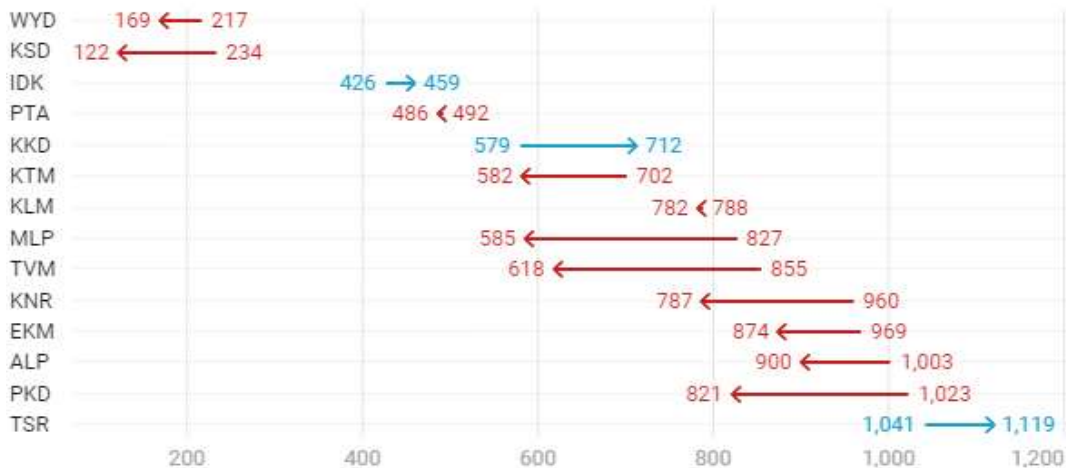
From 30th April – 6th May 2022 on average

0.09 lakh doses were administered daily.

Average Doses Administered Per day per week (in 1000)



Trend in average per day vaccination (in 1000) for the last two weeks



Race Against Time – Vaccination Quarterly Status

(Q1:16th Jan-Mar, Q2: Apr-June, Q3: July-Sep, Q4: Oct - Dec)

Daily Average Doses Administered per Quarter

In the first Quarter, only 42201 first doses and 5324 second doses were administered daily on average. During the second, third and fourth quarters, the daily vaccination of the first and second doses increased significantly.



Vaccination Achievement per Quarter

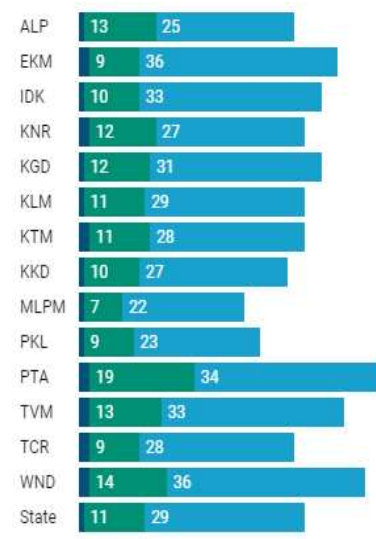
In the third quarter of the immunization drive, 52% of the eligible population (18 + age) in Kerala were given the first dose and 29% the second dose.

■ Q1 ■ Q2 ■ Q3

First Dose

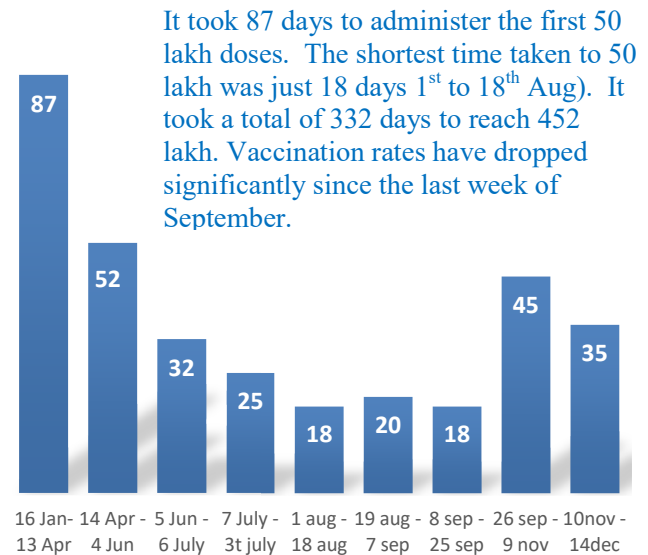


Second Dose



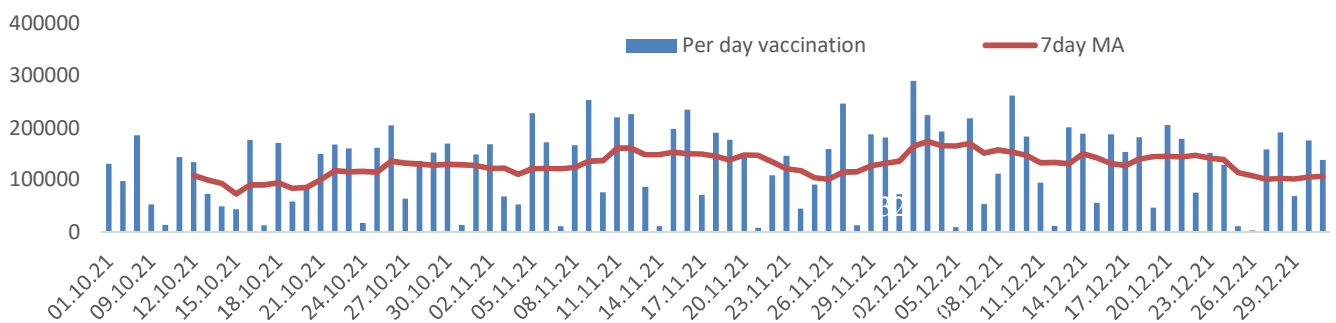
Dose Progression

The chart shows the days taken for total COVID-19 Vaccination doses (both first and second) in Kerala to cross every 50 lakh dose mark



Vaccine Administered per Day and 7 days Moving Average in Last Quarter (Oct -Dec)

The seven-day moving average of daily doses in the last quarter showed a peak on December 2nd and continued to fluctuate thereafter



Important Message to the Public

- a. *Infection or infection rate is only a part and disease manifestation of disease is to be monitored*
- b. *Fatality among vaccinated people is very less. Disease severity among vaccinated people is less.*
- c. *People with comorbidity should be careful. Once detected covid positive they should get admitted and do not stay at home.*
- d. *Death among non-vaccinated people, especially people with comorbidity is because of late arrival in hospitals*
- e. *Diabetes and Hypertension together is the most common cause of patient death if they arrive late.*
- f. *Vaccinated people, only if symptomatic are advised to consult Doctor.*
- g. *Non Vaccinated people, if symptomatic, may do RTPCR test*
- h. *Antigen testing is only for emergency purpose*
- i. *Non vaccinated people with co-morbidities to do testing by RTPCR and consult doctor*
- j. *Repeat RTPCR is not needed among the people who are detected COVID positive in the previous 2 months*
- k. *All young person detected positive and at home isolation should do glucose test*

TABLE1.Total Vaccination done in the State as on 12/05/2022 midnight

State Summary (15+ years)-Total doses administered till 13/05/2022 at 12 AM								
District	Target	First Dose	Percent age	Second Dose	Percentage*	Precaution Dose	Percentage	Total doses administered
Alappuzha	1829568	1711454	94%	1579769	86%	144612	33%	34,35,835
Ernakulam	3217878	3235818	101%	2748361	85%	175635	24%	61,59,814
Idukki	950762	945500	100%	787947	83%	35488	17%	17,68,935
Kannur	2100307	2132229	102%	1870834	89%	123427	25%	41,26,490
Kasaragod	1092141	1025515	94%	855792	78%	43352	16%	19,24,659
Kollam	2268371	2190057	97%	1886036	83%	127465	26%	42,03,558
Kottayam	1704500	1649438	97%	1436107	84%	116688	28%	32,02,233
Kozhikode	2746273	2626734	96%	2177980	79%	111670	19%	49,16,384
Malappuram	3386535	3330636	98%	2605755	77%	90529	16%	60,26,920
Palakkad	2349082	2304703	98%	1976252	84%	123740	30%	44,04,695
Pathanamthitta	1118564	1143633	102%	966800	86%	117931	31%	22,28,364
Thiruvananthapuram	2914006	2828619	97%	2444767	84%	199552	27%	54,72,938
Thrissur	2767777	2599514	94%	2384652	86%	186707	31%	51,70,873
Wayanad	716933	732618	102%	631860	88%	35104	17%	13,99,582
Grand Total	29,162,697	2,84,56,468	97%	2,43,52,912	83%	16,31,900	25%	5,44,41,280

TABLE2.Covid-19 Vaccination Center Functional in the State as on 12/05/2022 midnight

DISTRICTS	12+	15+	18+	Total
Alappuzha	7	0	89	96
Ernakulam	28	8	44	80
Idukki	12	5	12	29
Kannur	28	15	25	68
Kasaragod	24	24	51	99
Kollam	13	19	17	49
Kottayam	80	1	5	86
Kozhikode	9	5	20	34
Malappuram	16	8	16	40
Palakkad	13	13	28	54
Pathanamthitta	12	13	14	39
Thiruvananthapuram	0	122	16	138
Thrissur	2	9	28	39
Wayanad	2	1	3	6
GrandTotal	246	243	368	857

TABLE3. Health Care Workers Coverage as on 12/05/2022 midnight

<i>DISTRICT</i>	<i>1st DOSE</i>	<i>2nd Dose</i>	<i>% fully vaccinated</i>	<i>Precaution dose</i>	<i>Precaution dose (%) *</i>
Alappuzha	29022	27223	94%	13226	53%
Ernakulam	85566	75782	89%	30678	44%
Idukki	13554	13001	96%	5622	48%
Kannur	40388	37527	93%	17911	52%
Kasaragod	11610	10811	93%	4734	48%
Kollam	36036	33811	94%	14623	49%
Kottayam	38706	36291	94%	16397	50%
Kozhikode	52734	47945	91%	17558	41%
Malappuram	44834	41984	94%	17132	48%
Palakkad	34674	32006	92%	15313	53%
Pathanamthitta	29337	25076	85%	11415	50%
Thiruvananthapuram	73424	66369	90%	26351	45%
Thrissur	51909	49180	95%	25720	57%
Wayanad	13978	13286	95%	6261	51%
Grand Total	555772	510292	92%	222941	48%

1st Dose coverage for HCW is 100%

*Proportion of beneficiaries who are eligible (completed 9 months after 2nd dose)

TABLE4. Frontline workers Coverage as on 12/05/2022 midnight

<i>DISTRICT</i>	<i>1st dose</i>	<i>2nd Dose</i>	<i>% fully vaccinated</i>	<i>Precaution dose</i>	<i>Precaution dose(%) *</i>
Alappuzha	39128	36741	94%	12767	38%
Ernakulam	54934	50331	92%	17557	39%
Idukki	22994	21336	93%	5142	29%
Kannur	41382	39957	97%	11950	33%
Kasaragod	24615	22466	91%	6107	30%
Kollam	42235	38820	92%	9889	29%
Kottayam	32141	30595	95%	10552	38%
Kozhikode	55273	52547	95%	8948	19%
Malappuram	53913	51257	95%	12646	28%
Palakkad	48097	45526	95%	15600	38%
Pathanamthitta	25249	22527	89%	6781	34%
Thiruvananthapuram	73000	67605	93%	20467	36%
Thrissur	41907	40729	97%	17023	46%
Wayanad	17021	16092	95%	3932	27%
Grand Total	571889	536529	94%	159361	33%

1st Dose coverage for FLW is 100%

*Proportion of beneficiaries who are eligible (completed 9 months after 2nd dose)

TABLE5.Age-Appropriate Group (45-59 Years) Coverage as on 12/05/2022 midnight

Table 5: Age appropriate group (45-59 years) coverage							
45-59 years Coverage as on			13/05/2022	at 12 AM			
District	Target	1st Dose Coverage	Percentage	2nd Dose Coverage	Percentage fully vaccinated	Precaution dose	%
Alappuzha	535436	438860	82%	415791	78%	1751	1%
Ernakulam	809349	783521	97%	701749	87%	7721	3%
Idukki	237564	246937	104%	219006	92%	322	0%
Kannur	527295	515780	98%	479571	91%	1765	1%
Kasaragod	253027	252191	100%	223768	88%	256	0%
Kollam	541201	559960	103%	502028	93%	1803	1%
Kottayam	478470	414091	87%	374183	78%	2326	2%
Kozhikode	658949	654845	99%	580722	88%	1892	1%
Malappuram	733338	722766	99%	627021	86%	934	0%
Palakkad	614226	547128	89%	498983	81%	2213	2%
Pathanamthitta	264372	281769	107%	251567	95%	1839	2%
Thiruvananthapuram	735836	681528	93%	613046	83%	5193	2%
Thrissur	689418	663890	96%	624342	91%	6472	3%
Wayanad	170537	177122	104%	164235	96%	181	0%
Grand Total	7249018	69,40,388	96%	62,76,012	87%	34668	2%

TABLE6.Age-Appropriate Group (≥60 Years) Coverage as on 12/05/2022midnight

Table 6: Age appropriate group (≥ 60 years) coverage							
≥ 60 years Coverage as on			13/05/2022	at 12 AM			
District	Target	1st Dose Coverage	Percentage	2nd Dose Coverage	Percentage fully vaccinated	Precaution dose	%
Alappuzha	424565	428960	101%	400514	94%	116611	50%
Ernakulam	673885	676149	100%	620028	92%	118435	34%
Idukki	193981	194545	100%	172906	89%	24358	25%
Kannur	438602	444426	101%	412243	94%	91524	41%
Kasaragod	182460	181685	100%	160213	88%	32217	30%
Kollam	497558	499446	100%	454702	91%	100881	42%
Kottayam	418008	419600	100%	383764	92%	87160	41%
Kozhikode	526896	529105	100%	479588	91%	82990	33%
Malappuram	477642	488054	102%	433839	91%	59677	29%
Palakkad	437708	439751	100%	401576	92%	90462	46%
Pathanamthitta	311297	312174	100%	280517	90%	97523	48%
Thiruvananthapuram	630465	632942	100%	570998	91%	147109	43%
Thrissur	581781	588028	101%	557445	96%	136705	46%
Wayanad	128009	128294	100%	114328	89%	24711	30%
Grand Total	5922857	59,63,159	101%	54,42,661	92%	12,10,363	40%

TABLE 6. Age-Appropriate Group (18-44 Years) Coverage as on 12/05/2022 midnight

18-44 years Coverage as on 13/05/2022 at 12 AM							
District	Target	First Dose					
		1st Dose Coverage	Percentage	2nd Dose Coverage	Percentage fully vaccinated	Precaution dose	%
Alappuzha	744178	669395	90%	630101	85%	257	1%
Ernakulam	1470864	1508981	103%	1222580	83%	1244	3%
Idukki	437537	419154	96%	332427	76%	44	1%
Kannur	947964	964453	102%	825152	87%	277	1%
Kasaragod	556876	500955	90%	407203	73%	38	0%
Kollam	1054752	931949	88%	788093	75%	269	1%
Kottayam	665544	654729	98%	563918	85%	253	1%
Kozhikode	1313678	1220191	93%	961617	73%	282	1%
Malappuram	1777378	1828011	103%	1375418	77%	140	0%
Palakkad	1088327	1085574	100%	908933	84%	152	1%
Pathanamthitta	460819	442943	96%	354852	77%	373	2%
Thiruvananthapuram	1309099	1247503	95%	1058328	81%	432	1%
Thrissur	1274465	1097167	86%	1016985	80%	787	2%
Wayanad	361152	354332	98%	300786	83%	19	0%
Grand Total	13462633	1,29,25,337	96%	1,07,46,393	80%	4567	1%
*Among those who have taken first dose							

TABLE 7. Age-Appropriate Group (15-17 Years) Coverage as on 12/05/2022 midnight

15-17 years Coverage as on 13/05/2022 at 12 AM					
District	Target	1st Dose Coverage	Percentage	2nd Dose Coverage	Percentage fully vaccinated
Alappuzha	80832	77295	96%	60040	74%
Ernakulam	172307	111624	65%	75774	44%
Idukki	51339	36087	70%	26050	51%
Kannur	97722	99578	102%	69085	71%
Kasaragod	60496	48812	81%	30257	50%
Kollam	105234	95520	91%	64862	62%
Kottayam	85400	65197	76%	43496	51%
Kozhikode	143028	106721	75%	54818	38%
Malappuram	241212	177505	74%	73958	31%
Palakkad	132742	114282	86%	77697	59%
Pathanamthitta	48854	39330	81%	28993	59%
Thiruvananthapuram	145238	102315	70%	64673	45%
Thrissur	123540	121498	98%	87257	71%
Wayanad	29245	34747	119%	21291	73%
Grand Total	1,517,189	12,30,511	80%	7,78,251	51%

Table 8: Age appropriate group (12-14 years) Coverage as on 12/05/2022 midnight

12-14 years Coverage as on 13/05/2022 at 12 AM					
District	Target	1st Dose Coverage	Percentage	2nd Dose Coverage	Percentage fully vaccinated
Alappuzha	43284	28794	67%	9359	22%
Ernakulam	90244	15043	17%	2117	2%
Idukki	29672	12229	41%	3221	11%
Kannur	89079	26222	29%	7299	8%
Kasaragod	39968	5647	14%	1074	3%
Kollam	69984	24911	36%	3720	5%
Kottayam	55571	24974	45%	3860	7%
Kozhikode	103644	7865	8%	743	1%
Malappuram	159652	15553	10%	2278	1%
Palakkad	75249	35197	47%	11531	15%
Pathanamthitta	33203	12831	39%	3268	10%
Thiruvananthapuram	93804	17907	19%	3748	4%
Thrissur	99789	35115	35%	8714	9%
Wayanad	27857	7124	26%	1842	7%
Grand Total	10,11,000	2,69,412	27%	62,774	6%

TABLE9.State Summary (18+) as on 12/05/2022 midnight

State Summary (18+) 13-05-2022 at 12 AM							
District	Target	First Dose	Percentage	Second Dose	Percentage*	Precaution Dose	Percentage
Alappuzha	1704179	1605365	94%	1510370	89%	144612	33%
Ernakulam	2954098	3109151	105%	2670470	90%	175635	24%
Idukki	869082	897184	103%	758676	87%	35488	17%
Kannur	1913861	2006429	105%	1794450	94%	123427	25%
Kasaragod	992363	971056	98%	824461	83%	43352	16%
Kollam	2093511	2069626	99%	1817454	87%	127465	26%
Kottayam	1562022	1559267	100%	1388751	89%	116688	28%
Kozhikode	2499523	2512148	101%	2122419	85%	111670	19%
Malappuram	2988358	3137578	105%	2529519	85%	90529	16%
Palakkad	2140261	2155224	101%	1887024	88%	123740	30%
Pathanamthitta	1036488	1091472	105%	934539	90%	117931	31%
Thiruvananthapuram	2675400	2708397	101%	2376346	89%	199552	27%
Thrissur	2545664	2442901	96%	2288681	90%	186707	31%
Wayanad	659698	690747	105%	608727	92%	35104	17%
Grand Total	2,66,34,508	2,69,56,545	101%	2,35,11,887	88%	1631900	25%

*Revised target population(> 18 years) as per MOHFW is 2.67 crores

*As per letter from Additional Secretary MOHFW- D O No 2317579/2021/Imm dated 15/09/2021

TABLE 10. Achievement for the day 12/05/2022 midnight

Daily achievement		13-05-2022		
District	First Dose	Second Dose	Precaution dose	Total Doses Administered
Alappuzha	131	499	1367	1997
Ernakulam	2133	1484	2329	5946
Idukki	811	768	235	1814
Kannur	1792	1436	575	3803
Kasaragod	574	474	118	1166
Kollam	1049	977	358	2384
Kottayam	5713	795	131	6639
Kozhikode	566	357	365	1288
Malappuram	1107	993	449	2549
Palakkad	813	1896	990	3699
Pathanamthitta	594	936	515	2045
Thiruvananthapuram	1230	2474	505	4209
Thrissur	278	489	873	1640
Wayanad	189	248	87	524
Grand Total	16980	13826	8897	39703

** Vaccine stock details couldn't be downloaded from e-VIN portal as the portal is down.

TABLE11.COVID Vaccination related sites

support@cowin.gov.in https://www.cowin.gov.in/home https://dashboard.kerala.gov.in/ https://dhs.kerala.gov.in/https://aogyakeralam.gov.in/https://sha.kerala.gov.in/

TABLE10.COVID Vaccination related Helpline numbers

National/State/District	Line1	Line2	Line3
National Helpline	1075	+91 1123978046	0120 4473222
Disha	1056	04712552056	
StateCallCenter	04712309251	04712309252	04712309255
Thiruvananthapuram	9188610100	1077	
Kollam	04742797609	8589015556	
Pathanamthitta	04682222515	04682228220	
Alappuzha	04772239999		
Kottayam	04812565200	04812304800	04812581900
Idukki	18004255640	04862232220	04862233118
Ernakulam	9072303861		
Thrissur	9400066921	9400066922	9400066923
Palakkad	04912505264	04912505189	8943341439
Malappuram	04832733253	04832737858	04832733252
Kozhikode	7594001442		
Wayanad	04936202343	04936202375	9072510900
Kannur	04972700194		
Kasargod	9061076590	9061079244	9061078026