



www.health.kerala.gov.in

**COVID-19 OUTBREAK CONTROL AND PREVENTION STATE CELL
HEALTH&FAMILY WELFARE DEPARTMENT**

www.dbs.kerala.gov.in

controlroomdhskerala@gmail.com

Kerala HEALTH-COVID-19 DAILY VACCINATION BULLETIN

Date: 13/05/2022

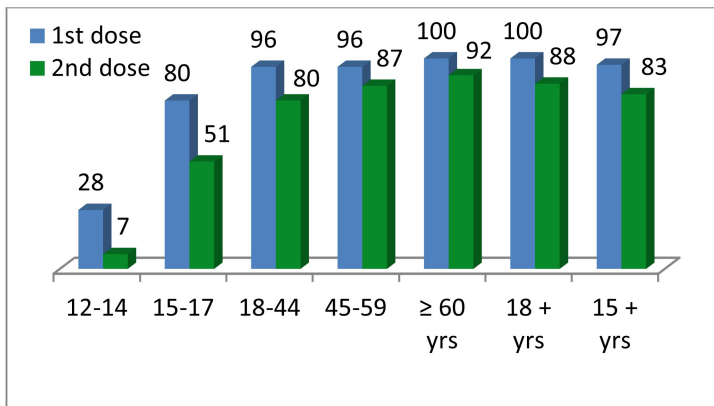
**OUR HEALTH OUR RESPONSIBILITY
VACCINE ADVISORY**

- *People who are vaccinated with Covid Vaccine are reported to have reduced Covid related ICU admissions, serious disease and death.*
- *Early vaccination is useful to safeguard our life from this deadly disease.*
- *Vaccination sessions are planned as per the availability of vaccine. All are requested to cooperate.*
- *After receiving the first dose, second dose of Covishield vaccine is to be taken between 12–16weeks and second dose of Covaxin between 4-6 weeks.*
- *Covid vaccination is currently available to all above 15 years. Children in 15-18 age group will get Covaxin.*
- *Health Staffs, Frontline workers and people above 60 years with co-morbidities will get precaution dose after 9 months or 39 weeks from the second dose. The Same vaccine administered as first and second dose is to be taken as precaution dose. People above 60 years with co-morbidities should take medical advice before receiving precaution dose.*
- *Vaccination is available free of cost in all Government covid vaccination centers, and at a nominal rate (as per the Gol order F.No.2079203/2021/Immunization) in selected private Hospitals.*
- **ENSURE ALL YOUR ELIGIBLE FAMILY MEMBERS ARE PROTECTED BY RECEIVING ANY OF THE AVAILABLE COVID VACCINE.**
- **“BOTH COVAXIN AND COVISHIELD ARE EQUALLY EFFECTIVE AND SAFE”**
- **“BE FULLY PROTECTED – GET THE SECOND DOSE AT YOUR SCHEDULED TIME”**

ANALYSIS

COVID-19 mass vaccinations are showing signs of preventing illness and steep decline in cases and hospital admissions in countries which done vaccination. Kerala started its vaccination for health care workers from January 16, 2021. The COVID-19 Vaccines Operational Guidelines issued by the Ministry of Health and Family Welfare, Govt. of India, 28th December 2020 and all subsequent Guidelines issued by Ministry of Health and Family Welfare, Govt of India are followed at the sites and all vaccination lanes

Summary of COVID Vaccine Administered as on 13-05-2022 midnight



97% of eligible population vaccinated with a single dose till May 13



97%

83% of eligible population vaccinated with double dose till May 13




83%

State has vaccinated about 80% of children aged 15 - 17 years with a single dose



80%

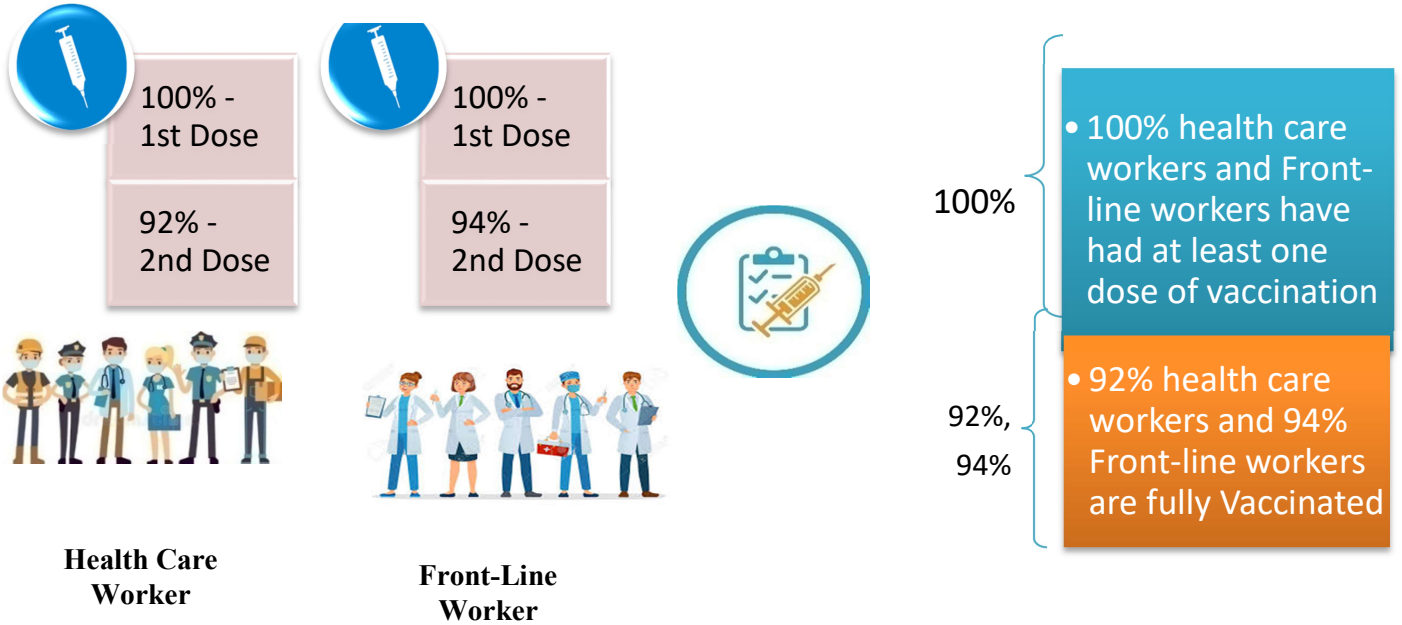
Time Line of Vaccination Coverage



Kerala began administration of COVID 19 Vaccines on 16th January, 2021. As of 13th May 2022, Kerala has administered over 54 million doses overall, including first and second doses of vaccines.


Over 97 per cent of the eligible population (15 + years) in Kerala has been administered the first dose of the Covid-19 vaccine. The state has achieved the target within 489 days since the beginning of the vaccination drive on January 16, 2021

Health Care Workers & Front-line Workers Vaccinated



Are You Vaccinated? You Still Need to Practice:

- Even after vaccination, follow COVID appropriate behavior
- Practice Social Distancing and greet without physical contact
- Always wear clean face mask
- Wash your hands thoroughly and frequently or use hand sanitizer
- Follow the current COVID 19 guidelines to prevent further spread
- Stay Safe. Stay Strong. Get Vaccinated



Even After Getting Vaccinated Keep Taking Precautions to Protect Your Self



GET VACCINATED



WASH YOUR HANDS



WEAR A MASK



KEEP YOUR DISTANCE

The Race Towards Full Vaccination - Weekly Trend

30th April – 6th May 2022

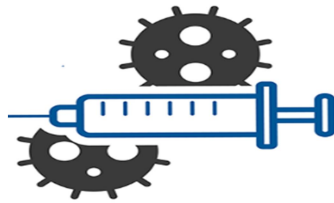
Kerala Administered over

0.63 Lakh

COVID Vaccine Doses

in the last 7 days

(30th April – 6th May, 2022)



From 30th April – 6th May 2022 on average

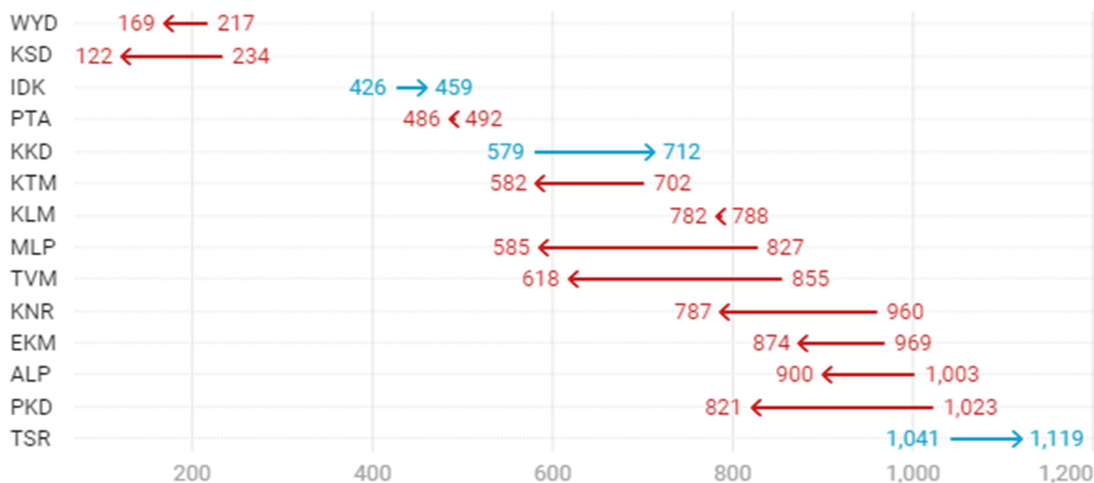
0.09 lakh

doses were administered daily.

Average Doses Administered Per day per week (in 1000)



Trend in average per day vaccination (in 1000) for the last two weeks

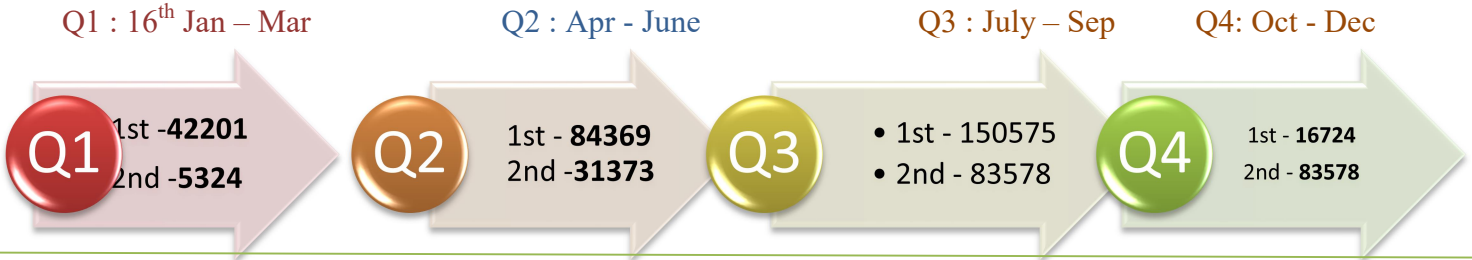


Race Against Time – Vaccination Quarterly Status

(Q1:16th Jan-Mar, Q2: Apr-June, Q3: July-Sep, Q4: Oct - Dec)

Daily Average Doses Administered per Quarter

In the first Quarter, only 42201 first doses and 5324 second doses were administered daily on average. During the second, third and fourth quarters, the daily vaccination of the first and second doses increased significantly.



Vaccination Achievement per Quarter

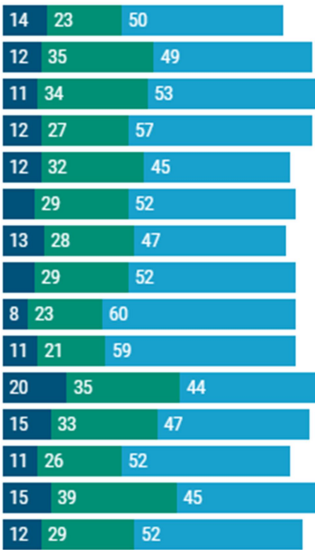
In the third quarter of the immunization drive, 52% of the eligible population (18 + age) in Kerala were given the first dose and 29% the second dose.

Dose Progression

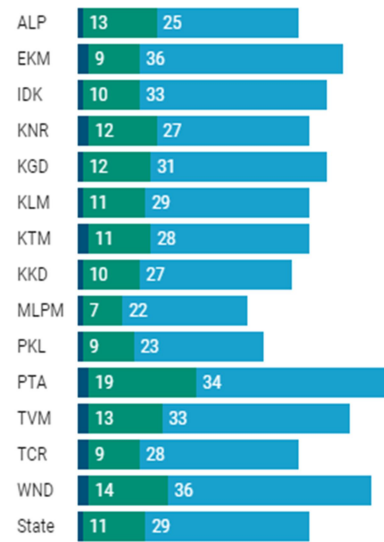
The chart shows the days taken for total COVID-19 Vaccination doses (both first and second) in Kerala to cross every 50 lakh dose mark

■ Q1 ■ Q2 ■ Q3

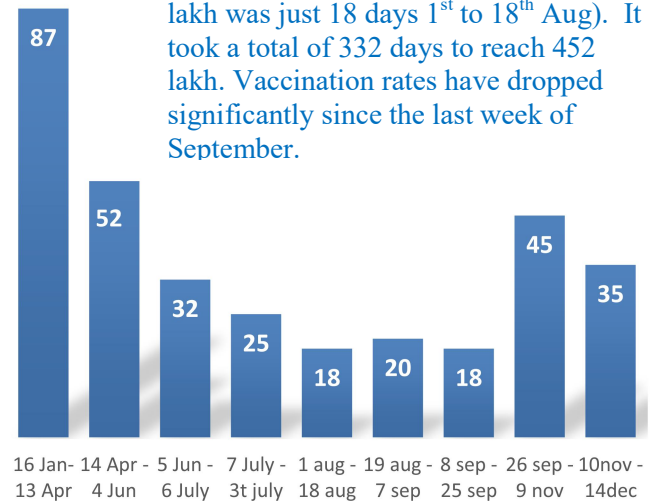
First Dose



Second Dose

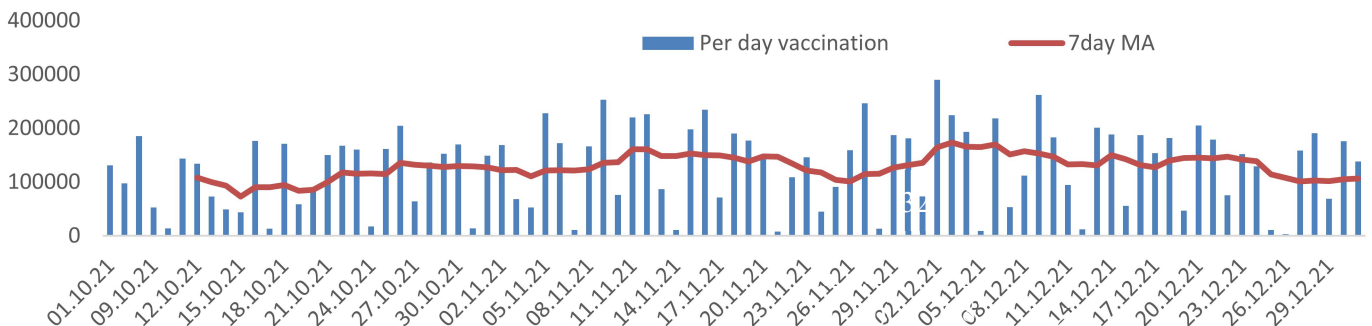


It took 87 days to administer the first 50 lakh doses. The shortest time taken to 50 lakh was just 18 days 1st to 18th Aug). It took a total of 332 days to reach 452 lakh. Vaccination rates have dropped significantly since the last week of September.



Vaccine Administered per Day and 7 days Moving Average in Last Quarter (Oct -Dec)

The seven-day moving average of daily doses in the last quarter showed a peak on December 2nd and continued to fluctuate thereafter



Important Message to the Public

- a. *Infection or infection rate is only a part and disease manifestation of disease is to be monitored*
- b. *Fatality among vaccinated people is very less. Disease severity among vaccinated people is less.*
- c. *People with comorbidity should be careful. Once detected covid positive they should get admitted and do not stay at home.*
- d. *Death among non-vaccinated people, especially people with comorbidity is because of late arrival in hospitals*
- e. *Diabetes and Hypertension together is the most common cause of patient death if they arrive late.*
- f. *Vaccinated people, only if symptomatic are advised to consult Doctor.*
- g. *Non Vaccinated people, if symptomatic, may do RTPCR test*
- h. *Antigen testing is only for emergency purpose*
- i. *Non vaccinated people with co-morbidities to do testing by RTPCR and consult doctor*
- j. *Repeat RTPCR is not needed among the people who are detected COVID positive in the previous 2 months*
- k. *All young person detected positive and at home isolation should do glucose test*

TABLE1.Total Vaccination done in the State as on 13/05/2022 midnight

State Summary (15+ years)-Total doses administered till 14/05/2022 at 12 AM								
District	Target	First Dose	Percent age	Second Dose	Percentage*	Precaution Dose	Percentage	Total doses administered
Alappuzha	1829568	1712664	94%	1580921	86%	144828	32%	3,438,413
Ernakulam	3217878	3238045	101%	2749944	85%	178595	24%	6,166,584
Idukki	950762	946043	100%	788408	83%	35718	17%	1,770,169
Kannur	2100307	2133328	102%	1871919	89%	124098	25%	4,129,345
Kasaragod	1092141	1025968	94%	855834	78%	43354	16%	1,925,156
Kollam	2268371	2191490	97%	1886804	83%	127875	26%	4,206,169
Kottayam	1704500	1650281	97%	1437001	84%	117774	28%	3,205,056
Kozhikode	2746273	2627551	96%	2178502	79%	112215	19%	4,918,268
Malappuram	3386535	3332200	98%	2607382	77%	91145	16%	6,030,727
Palakkad	2349082	2305694	98%	1977881	84%	124427	30%	4,408,002
Pathanamthitta	1118564	1144811	102%	967678	87%	118662	31%	2,231,151
Thiruvananthapuram	2914006	2828657	97%	2444867	84%	199789	27%	5,473,313
Thrissur	2767777	2601110	94%	2386544	86%	189167	30%	5,176,821
Wayanad	716933	733123	102%	632384	88%	35300	17%	1,400,807
Grand Total	29,162,697	28,470,965	97%	24,366,069	83%	1,642,947	25%	54,479,981

TABLE2.Covid-19 Vaccination Center Functional in the State as on 13/05/2022 midnight

DISTRICTS	12+	15+	18+	Total
Alappuzha	84	0	5	89
Ernakulam	25	9	48	82
Idukki	9	9	16	34
Kannur	14	12	23	49
Kasaragod	9	0	4	13
Kollam	19	6	12	37
Kottayam	14	17	30	61
Kozhikode	15	9	29	53
Malappuram	26	17	31	74
Palakkad	23	9	24	56
Pathanamthitta	20	14	20	54
Thiruvananthapuram	0	2	17	19
Thrissur	27	18	38	83
Wayanad	12	8	10	30
GrandTotal	297	130	307	734

TABLE3. Health Care Workers Coverage as on 13/05/2022 midnight

DISTRICT	1st DOSE	2nd Dose	% fully vaccinated	Precaution dose	Precaution dose (%) *
Alappuzha	29022	27223	94%	13235	53%
Ernakulam	85566	75784	89%	30744	44%
Idukki	13554	13001	96%	5630	48%
Kannur	40388	37527	93%	17935	52%
Kasaragod	11610	10811	93%	4735	48%
Kollam	36037	33811	94%	14638	49%
Kottayam	38706	36292	94%	16455	50%
Kozhikode	52734	47945	91%	17582	41%
Malappuram	44834	41984	94%	17154	48%
Palakkad	34674	32007	92%	15327	53%
Pathanamthitta	29337	25076	85%	11432	50%
Thiruvananthapuram	73425	66369	90%	26368	45%
Thrissur	51909	49182	95%	25908	58%
Wayanad	13978	13286	95%	6282	51%
Grand Total	555774	510298	92%	223425	49%

1st Dose coverage for HCW is 100%

*Proportion of beneficiaries who are eligible (completed 9 months after 2nd dose)

TABLE4. Frontline workers Coverage as on 13/05/2022 midnight

DISTRICT	1st dose	2nd Dose	% fully vaccinated	Precaution dose	Precaution dose(%) *
Alappuzha	39128	36742	94%	12772	38%
Ernakulam	54934	50332	92%	17617	39%
Idukki	22995	21336	93%	5159	28%
Kannur	41382	39958	97%	11969	33%
Kasaragod	24615	22466	91%	6107	30%
Kollam	42235	38820	92%	9917	29%
Kottayam	32141	30596	95%	10596	38%
Kozhikode	55273	52547	95%	8964	19%
Malappuram	53913	51259	95%	12686	28%
Palakkad	48097	45527	95%	15642	38%
Pathanamthitta	25249	22527	89%	6795	34%
Thiruvananthapuram	73000	67606	93%	20489	36%
Thrissur	41907	40730	97%	17046	46%
Wayanad	17021	16092	95%	3942	27%
Grand Total	571890	536538	94%	159701	33%

1st Dose coverage for FLW is 100%

*Proportion of beneficiaries who are eligible (completed 9 months after 2nd dose)

TABLE5.Age-Appropriate Group (45-59 Years) Coverage as on 13/05/2022 midnight

Table 5: Age appropriate group (45-59 years) coverage							
45-59 years Coverage as on 14/05/2022				at 12 AM			
District	Target	1st Dose Coverage	Percentage	2nd Dose Coverage	Percentage fully vaccinated	Precaution dose	%
Alappuzha	535436	438863	82%	415799	78%	1794	1%
Ernakulam	809349	783531	97%	701855	87%	7881	3%
Idukki	237564	246938	104%	219020	92%	330	0%
Kannur	527295	515785	98%	479601	91%	1789	1%
Kasaragod	253027	252191	100%	223768	88%	256	0%
Kollam	541201	559964	103%	502061	93%	1833	1%
Kottayam	478470	414099	87%	374229	78%	2373	2%
Kozhikode	658949	654861	99%	580769	88%	1925	1%
Malappuram	733338	722779	99%	627121	86%	945	0%
Palakkad	614226	547134	89%	499053	81%	2249	2%
Pathanamthitta	264372	281773	107%	251596	95%	1882	2%
Thiruvananthapuram	735836	681529	93%	613050	83%	5250	2%
Thrissur	689418	663897	96%	624433	91%	6574	3%
Wayanad	170537	177123	104%	164239	96%	194	0%
Grand Total	7249018	6,940,467	96%	6,276,594	87%	35275	2%

TABLE6.Age-Appropriate Group (≥60 Years) Coverage as on 13/05/2022midnight

Table 6: Age appropriate group (≥ 60 years) coverage							
≥ 60 years Coverage as on 14/05/2022				at 12 AM			
District	Target	1st Dose Coverage	Percentage	2nd Dose Coverage	Percentage fully vaccinated	Precaution dose	%
Alappuzha	424565	428960	101%	400519	94%	116763	50%
Ernakulam	673885	676156	100%	620098	92%	121040	35%
Idukki	193981	194547	100%	172918	89%	24554	25%
Kannur	438602	444430	101%	412260	94%	92116	41%
Kasaragod	182460	181685	100%	160213	88%	32218	30%
Kollam	497558	499447	100%	454712	91%	101193	42%
Kottayam	418008	419609	100%	383805	92%	88086	42%
Kozhikode	526896	529108	100%	479603	91%	83455	33%
Malappuram	477642	488057	102%	433883	91%	60213	29%
Palakkad	437708	439753	100%	401613	92%	91051	46%
Pathanamthitta	311297	312184	100%	280535	90%	98162	48%
Thiruvananthapuram	630465	632943	100%	571005	91%	147232	43%
Thrissur	581781	588038	101%	557514	96%	138825	46%
Wayanad	128009	128294	100%	114334	89%	24855	30%
Grand Total	5922857	5,963,211	101%	5,443,012	92%	1,219,763	40%

TABLE 6. Age-Appropriate Group (18-44 Years) Coverage as on 13/05/2022 midnight

18-44 years Coverage as on 14/05/2022 at 12 AM								
District	Target	First Dose						
		1st Dose Coverage	Percentage	2nd Dose Coverage	Percentage fully vaccinated	Precaution dose	%	
Alappuzha	744178	669399	90%	630124	85%	264	1%	
Ernakulam	1470864	1509074	103%	1223239	83%	1313	3%	
Idukki	437537	419175	96%	332552	76%	45	1%	
Kannur	947964	964495	102%	825505	87%	289	1%	
Kasaragod	556876	500958	90%	407217	73%	38	0%	
Kollam	1054752	931977	88%	788286	75%	294	1%	
Kottayam	665544	654796	98%	564242	85%	264	1%	
Kozhikode	1313678	1220277	93%	961947	73%	289	1%	
Malappuram	1777378	1828130	103%	1376162	77%	147	0%	
Palakkad	1088327	1085611	100%	909336	84%	158	1%	
Pathanamthitta	460819	442966	96%	354998	77%	391	2%	
Thiruvananthapuram	1309099	1247516	95%	1058393	81%	450	1%	
Thrissur	1274465	1097215	86%	1017595	80%	814	2%	
Wayanad	361152	354350	98%	300888	83%	27	0%	
Grand Total	13462633	12,925,939	96%	10,750,484	80%	4783	1%	
*Among those who have taken first dose								

TABLE 7. Age-Appropriate Group (15-17 Years) Coverage as on 13/05/2022 midnight

15-17 years Coverage as on 14/05/2022 at 12 AM					
District	Target	1st Dose Coverage	Percentage	2nd Dose Coverage	Percentage fully vaccinated
Alappuzha	80832	77305	96%	60054	74%
Ernakulam	172307	111815	65%	76219	44%
Idukki	51339	36215	71%	26221	51%
Kannur	97722	99716	102%	69417	71%
Kasaragod	60496	48852	81%	30279	50%
Kollam	105234	95632	91%	65151	62%
Kottayam	85400	65725	77%	43947	51%
Kozhikode	143028	106768	75%	54884	38%
Malappuram	241212	177607	74%	74277	31%
Palakkad	132742	114358	86%	78051	59%
Pathanamthitta	48854	39423	81%	29198	60%
Thiruvananthapuram	145238	102337	70%	64696	45%
Thrissur	123540	121595	98%	87676	71%
Wayanad	29245	34794	119%	21426	73%
Grand Total	1,517,189	1,232,142	80%	781,496	51%

Table 8: Age appropriate group (12-14 years) Coverage as on 13/05/2022 midnight

12-14 years Coverage as on			14/05/2022	at 12 AM	
District	Target	1st Dose Coverage	Percentage	2nd Dose Coverage	Percentage fully vaccinated
Alappuzha	43284	29987	69%	10460	24%
Ernakulam	90244	16969	19%	2417	3%
Idukki	29672	12619	43%	3360	11%
Kannur	89079	27132	30%	7651	9%
Kasaragod	39968	6057	15%	1080	3%
Kollam	69984	26198	37%	3963	6%
Kottayam	55571	25205	45%	3890	7%
Kozhikode	103644	8530	8%	807	1%
Malappuram	159652	16880	11%	2696	2%
Palakkad	75249	36067	48%	12294	16%
Pathanamthitta	33203	13879	42%	3748	11%
Thiruvananthapuram	93804	17907	19%	3748	4%
Thrissur	99789	36549	37%	9414	9%
Wayanad	27857	7563	27%	2119	8%
Grand Total	10,11,000	281,542	28%	67,647	7%

TABLE9.State Summary (18+) as on 13/05/2022 midnight

State Summary (18+) 14-05-2022				at 12 AM			
District	Target	First Dose	Percentage	Second Dose	Percentage*	Precaution Dose	Percentage
Alappuzha	1704179	1605372	94%	1510407	89%	144828	32%
Ernakulam	2954098	3109261	105%	2671308	90%	178595	24%
Idukki	869082	897209	103%	758827	87%	35718	17%
Kannur	1913861	2006480	105%	1794851	94%	124098	25%
Kasaragod	992363	971059	98%	824475	83%	43354	16%
Kollam	2093511	2069660	99%	1817690	87%	127875	26%
Kottayam	1562022	1559351	100%	1389164	89%	117774	28%
Kozhikode	2499523	2512253	101%	2122811	85%	112215	19%
Malappuram	2988358	3137713	105%	2530409	85%	91145	16%
Palakkad	2140261	2155269	101%	1887536	88%	124427	30%
Pathanamthitta	1036488	1091509	105%	934732	90%	118662	31%
Thiruvananthapuram	2675400	2708413	101%	2376423	89%	199789	27%
Thrissur	2545664	2442966	96%	2289454	90%	189167	30%
Wayanad	659698	690766	105%	608839	92%	35300	17%
Grand Total	2,66,34,508	26,957,281	101%	23,516,926	88%	1642947	25%

*Revised target population (> 18 years) as per MOHFW is 2.67 crores

*As per letter from Additional Secretary MOHFW- D O No 2317579/2021/Imm dated 15/09/2021

TABLE 10. Achievement for the day 13/05/2022 midnight

Daily achievement		14-05-2022		
District	First Dose	Second Dose	Precaution dose	Total Doses Administered
Alappuzha	1210	1152	215	2577
Ernakulam	2227	1583	2958	6768
Idukki	543	461	230	1234
Kannur	1099	1084	670	2853
Kasaragod	432	40	2	474
Kollam	1433	766	410	2609
Kottayam	840	893	1086	2819
Kozhikode	772	518	540	1830
Malappuram	1539	1624	615	3778
Palakkad	990	1623	683	3296
Pathanamthitta	1178	878	731	2787
Thiruvananthapuram	37	100	237	374
Thrissur	1594	1888	2443	5925
Wayanad	505	524	196	1225
Grand Total	14399	13134	11016	38549

** Vaccine stock details couldn't be downloaded from e-VIN portal as the portal is down.

TABLE11.COVID Vaccination related sites

support@cowin.gov.in https://www.cowin.gov.in/home https://dashboard.kerala.gov.in/ https://dhs.kerala.gov.in/https://aogyakeralam.gov.in/https://sha.kerala.gov.in/

TABLE10.COVID Vaccination related Helpline numbers

National/State/District	Line1	Line2	Line3
National Helpline	1075	+91 1123978046	0120 4473222
Disha	1056	04712552056	
StateCallCenter	04712309251	04712309252	04712309255
Thiruvananthapuram	9188610100	1077	
Kollam	04742797609	8589015556	
Pathanamthitta	04682222515	04682228220	
Alappuzha	04772239999		
Kottayam	04812565200	04812304800	04812581900
Idukki	18004255640	04862232220	04862233118
Ernakulam	9072303861		
Thrissur	9400066921	9400066922	9400066923
Palakkad	04912505264	04912505189	8943341439
Malappuram	04832733253	04832737858	04832733252
Kozhikode	7594001442		
Wayanad	04936202343	04936202375	9072510900
Kannur	04972700194		
Kasargod	9061076590	9061079244	9061078026