



www.health.kerala.gov.in

**COVID-19 OUTBREAK CONTROL AND PREVENTION STATE CELL
HEALTH&FAMILY WELFARE DEPARTMENT**

www.dhs.kerala.gov.in

controlroomdhskerala@gmail.com

Kerala HEALTH-COVID-19 DAILY VACCINATION BULLETIN

Date: 14/05/2022

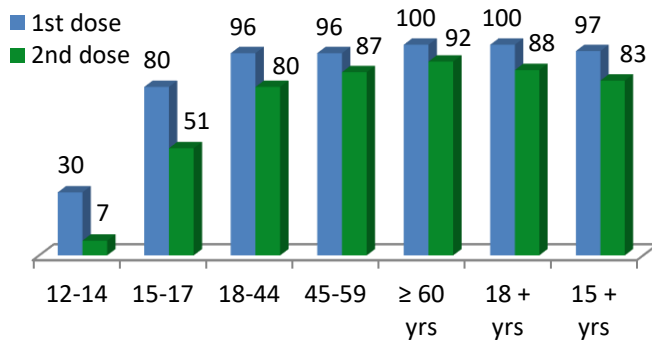
**OUR HEALTH OUR RESPONSIBILITY
VACCINE ADVISORY**

- *People who are vaccinated with Covid Vaccine are reported to have reduced Covid related ICU admissions, serious disease and death.*
- *Early vaccination is useful to safeguard our life from this deadly disease.*
- *Vaccination sessions are planned as per the availability of vaccine. All are requested to cooperate.*
- *After receiving the first dose, second dose of Covishield vaccine is to be taken between 12–16weeks and second dose of Covaxin between 4-6 weeks.*
- *Covid vaccination is currently available to all above 15 years. Children in 15-18 age group will get Covaxin.*
- *Health Staffs, Frontline workers and people above 60 years with co-morbidities will get precaution dose after 9 months or 39 weeks from the second dose. The Same vaccine administered as first and second dose is to be taken as precaution dose. People above 60 years with co-morbidities should take medical advice before receiving precaution dose.*
- *Vaccination is available free of cost in all Government covid vaccination centers, and at a nominal rate (as per the Gol order F.No.2079203/2021/Immunization) in selected private Hospitals.*
- **ENSURE ALL YOUR ELIGIBLE FAMILY MEMBERS ARE PROTECTED BY RECEIVING ANY OF THE AVAILABLE COVID VACCINE.**
- **“BOTH COVAXIN AND COVISHIELD ARE EQUALLY EFFECTIVE AND SAFE”**
- **“BE FULLY PROTECTED – GET THE SECOND DOSE AT YOUR SCHEDULED TIME”**

ANALYSIS

COVID-19 mass vaccinations are showing signs of preventing illness and steep decline in cases and hospital admissions in countries which done vaccination. Kerala started its vaccination for health care workers from January 16, 2021. The COVID-19 Vaccines Operational Guidelines issued by the Ministry of Health and Family Welfare, Govt. of India, 28th December 2020 and all subsequent Guidelines issued by Ministry of Health and Family Welfare, Govt of India are followed at the sites and all vaccination lanes

Summary of COVID Vaccine Administered as on 14-05-2022 midnight




97% of eligible population vaccinated with a single dose till May 14

83% of eligible population vaccinated with double dose till May 14

State has vaccinated about **80%** of children aged 15 - 17 years with a single dose

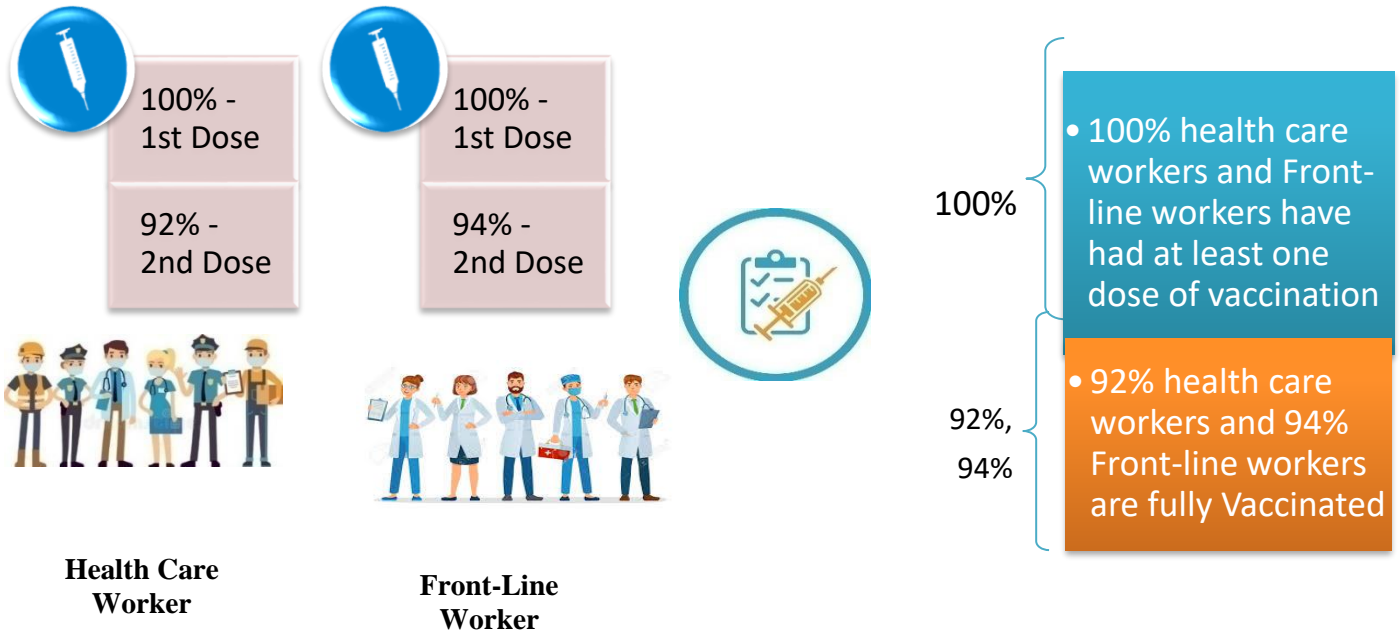
Time Line of Vaccination Coverage



Kerala began administration of COVID 19 Vaccines on 16th January, 2021. As of 14th May 2022, Kerala has administered over 54 million doses overall, including first and second doses of vaccines.

Over 97 per cent of the eligible population (15 + years) in Kerala has been administered the first dose of the Covid-19 vaccine. The state has achieved the target within 490 days since the beginning of the vaccination drive on January 16, 2021

Health Care Workers & Front-line Workers Vaccinated



Are You Vaccinated? You Still Need to Practice:

- Even after vaccination, follow COVID appropriate behavior
- Practice Social Distancing and greet without physical contact
- Always wear clean face mask
- Wash your hands thoroughly and frequently or use hand sanitizer
- Follow the current COVID 19 guidelines to prevent further spread
- Stay Safe. Stay Strong. Get Vaccinated



Even After Getting Vaccinated Keep Taking Precautions to Protect Your Self

			
GET VACCINATED	WASH YOUR HANDS	WEAR A MASK	KEEP YOUR DISTANCE

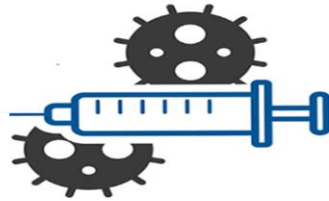
The Race Towards Full Vaccination - Weekly Trend

7th – 13th May 2022

Kerala Administered over

1.13 Lakh

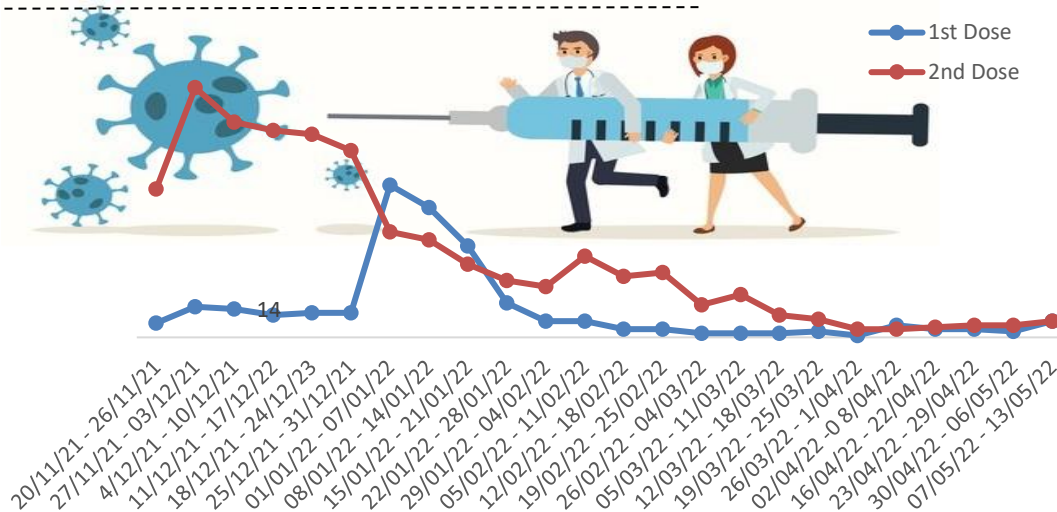
COVID Vaccine Doses



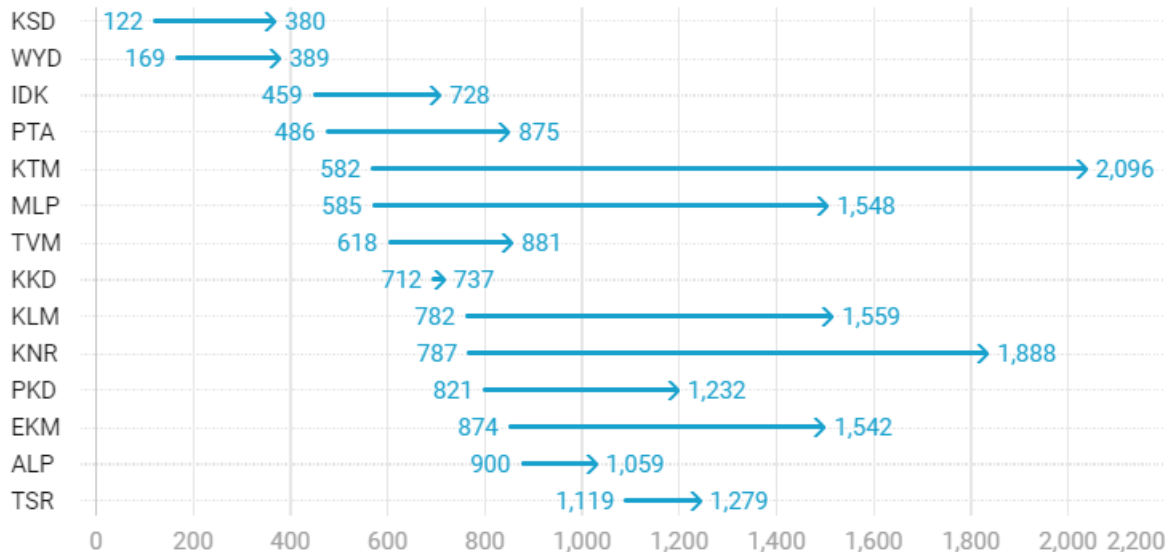
From 7th – 13th Ma y 2022 on average

0.16 lakh doses were administered daily.

Average Doses Administered Per day per week (in 1000)



Trend in average per day vaccination (in 1000) for the last two weeks

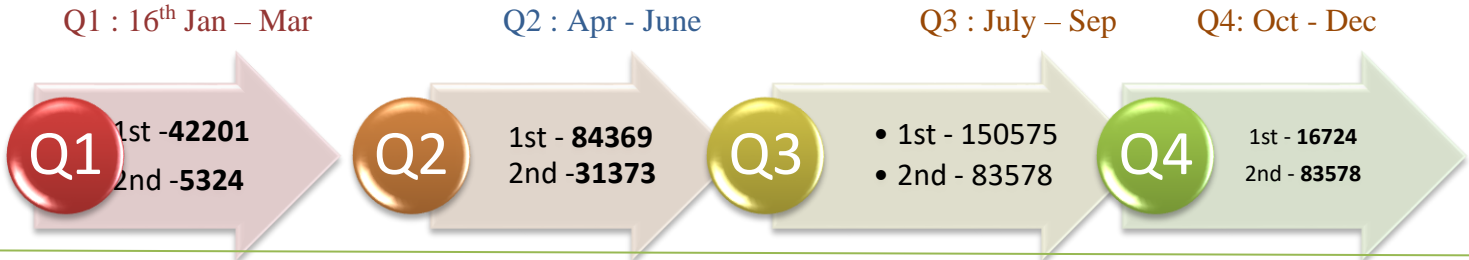


Race Against Time – Vaccination Quarterly Status

(Q1: 16th Jan-Mar, Q2: Apr-June, Q3: July-Sep, Q4: Oct-Dec)

Daily Average Doses Administered per Quarter

In the first Quarter, only 42201 first doses and 5324 second doses were administered daily on average. During the second, third and fourth quarters, the daily vaccination of the first and second doses increased significantly.

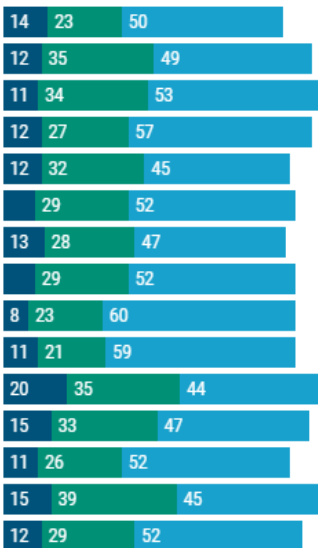


Vaccination Achievement per Quarter

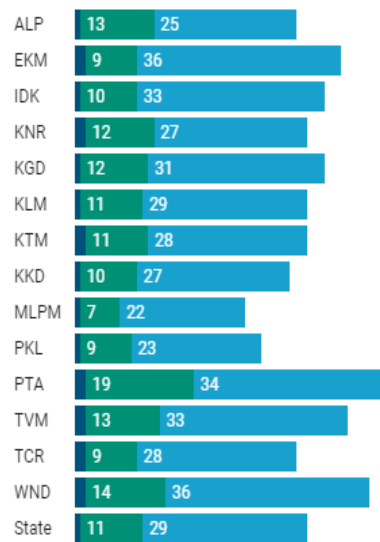
In the third quarter of the immunization drive, 52% of the eligible population (18 + age) in Kerala were given the first dose and 29% the second dose.

■ Q1 ■ Q2 ■ Q3

First Dose

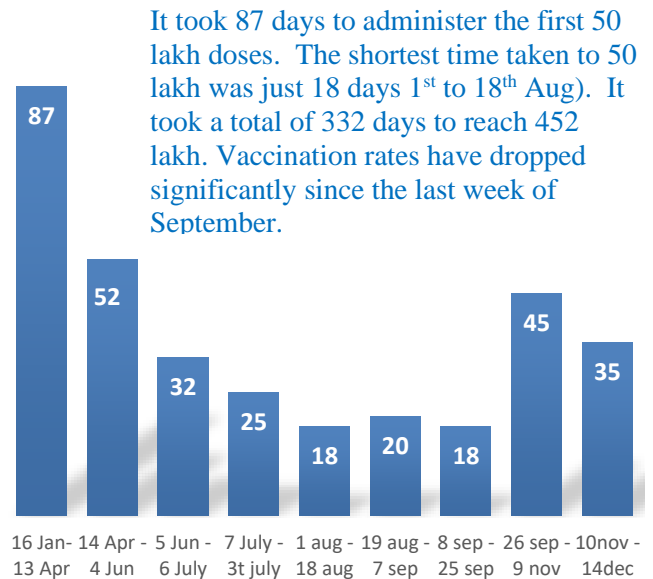


Second Dose



Dose Progression

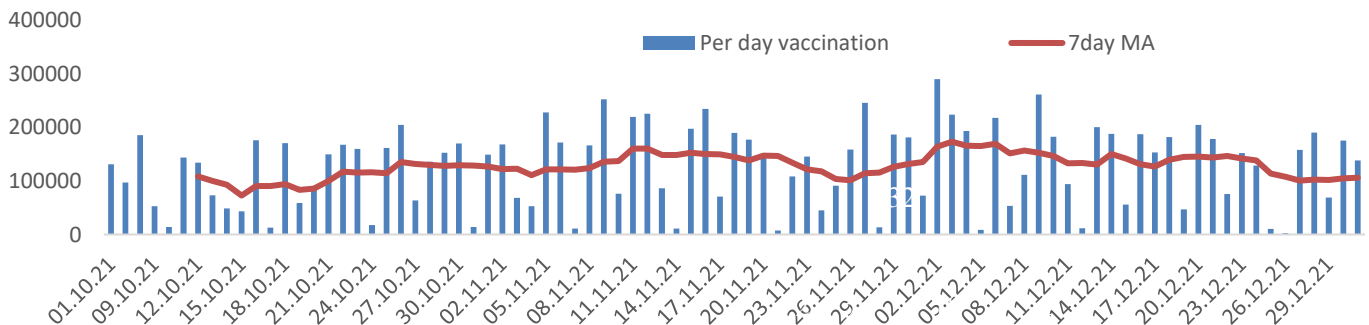
The chart shows the days taken for total COVID-19 Vaccination doses (both first and second) in Kerala to cross every 50 lakh dose mark.



It took 87 days to administer the first 50 lakh doses. The shortest time taken to 50 lakh was just 18 days (1st to 18th Aug). It took a total of 332 days to reach 452 lakh. Vaccination rates have dropped significantly since the last week of September.

Vaccine Administered per Day and 7 days Moving Average in Last Quarter (Oct -Dec)

The seven-day moving average of daily doses in the last quarter showed a peak on December 2nd and continued to fluctuate thereafter.



Important Message to the Public

- a. *Infection or infection rate is only a part and disease manifestation of disease is to be monitored*
- b. *Fatality among vaccinated people is very less. Disease severity among vaccinated people is less.*
- c. *People with comorbidity should be careful. Once detected covid positive they should get admitted and do not stay at home.*
- d. *Death among non-vaccinated people, especially people with comorbidity is because of late arrival in hospitals*
- e. *Diabetes and Hypertension together is the most common cause of patient death if they arrive late.*
- f. *Vaccinated people, only if symptomatic are advised to consult Doctor.*
- g. *Non Vaccinated people, if symptomatic, may do RTPCR test*
- h. *Antigen testing is only for emergency purpose*
- i. *Non vaccinated people with co-morbidities to do testing by RTPCR and consult doctor*
- j. *Repeat RTPCR is not needed among the people who are detected COVID positive in the previous 2 months*
- k. *All young person detected positive and at home isolation should do glucose test*

TABLE1.Total Vaccination done in the State as on 14/05/2022 midnight

State Summary (15+ years)-Total doses administered till 15/05/2022 at 12 AM								
District	Target	First Dose	Percent age	Second Dose	Percent age*	Precaution Dose	Percentage	Total doses administered
Alappuzha	1829568	1712931	94%	1581498	87%	145028	32%	3,439,457
Ernakulam	3217878	3238385	101%	2750097	85%	178955	24%	6,167,437
Idukki	950762	946056	100%	788425	83%	35759	17%	1,770,240
Kannur	2100307	2133685	102%	1872173	89%	124305	25%	4,130,163
Kasaragod	1092141	1026270	94%	856102	78%	43408	15%	1,925,780
Kollam	2268371	2192701	97%	1887454	83%	127971	25%	4,208,126
Kottayam	1704500	1650402	97%	1437107	84%	117924	28%	3,205,433
Kozhikode	2746273	2628257	96%	2179073	79%	112558	19%	4,919,888
Malappuram	3386535	3332627	98%	2607796	77%	91339	16%	6,031,762
Palakkad	2349082	2305752	98%	1977996	84%	124620	30%	4,408,368
Pathanamthitta	1118564	1145061	102%	967885	87%	118952	31%	2,231,898
Thiruvananthapuram	2914006	2839239	97%	2447402	84%	200156	27%	5,486,797
Thrissur	2767777	2606154	94%	2389233	86%	189634	30%	5,185,021
Wayanad	716933	733156	102%	632429	88%	35328	17%	1,400,913
Grand Total	29,162,697	28,490,676	97%	24,374,670	83%	1,645,937	25%	54,511,283

TABLE2.Covid-19 Vaccination Center Functional in the State as on 14/05/2022 midnight

DISTRICTS	12+	15+	18+	Total
Alappuzha	1	80	6	87
Ernakulam	4	0	30	34
Idukki	0	0	4	4
Kannur	6	1	12	19
Kasaragod	0	0	10	10
Kollam	20	1	7	28
Kottayam	1	2	8	11
Kozhikode	9	11	15	35
Malappuram	8	4	9	21
Palakkad	3	1	11	15
Pathanamthitta	4	2	9	15
Thiruvananthapuram	122	0	14	136
Thrissur	78	4	22	104
Wayanad	1	0	3	4
GrandTotal	257	106	160	523

TABLE3. Health Care Workers Coverage as on 14/05/2022 midnight

DISTRICT	1st DOSE	2nd Dose	% fully vaccinated	Precaution dose	Precaution dose (%) *
Alappuzha	29022	27223	94%	13243	53%
Ernakulam	85566	75784	89%	30755	44%
Idukki	13554	13001	96%	5633	47%
Kannur	40388	37527	93%	17939	52%
Kasaragod	11610	10811	93%	4738	48%
Kollam	36037	33811	94%	14642	49%
Kottayam	38706	36292	94%	16468	50%
Kozhikode	52734	47945	91%	17599	41%
Malappuram	44834	41984	94%	17176	48%
Palakkad	34674	32007	92%	15337	53%
Pathanamthitta	29337	25076	85%	11439	50%
Thiruvananthapuram	73425	66369	90%	26378	45%
Thrissur	51909	49182	95%	25924	58%
Wayanad	13978	13286	95%	6283	51%
Grand Total	555774	510298	92%	223554	48%

1st Dose coverage for HCW is 100%

*Proportion of beneficiaries who are eligible (completed 9 months after 2nd dose)

TABLE4. Frontline workers Coverage as on 14/05/2022 midnight

DISTRICT	1st dose	2nd Dose	% fully vaccinated	Precaution dose	Precaution dose(%) *
Alappuzha	39128	36742	94%	12783	38%
Ernakulam	54934	50332	92%	17636	39%
Idukki	22995	21336	93%	5162	28%
Kannur	41382	39958	97%	12006	33%
Kasaragod	24615	22467	91%	6113	30%
Kollam	42235	38820	92%	9924	29%
Kottayam	32141	30596	95%	10605	38%
Kozhikode	55273	52547	95%	8988	19%
Malappuram	53913	51259	95%	12709	28%
Palakkad	48097	45527	95%	15667	38%
Pathanamthitta	25249	22527	89%	6817	34%
Thiruvananthapuram	73000	67606	93%	20507	36%
Thrissur	41907	40730	97%	17073	46%
Wayanad	17021	16092	95%	3943	27%
Grand Total	571890	536539	94%	159933	33%

1st Dose coverage for FLW is 100%

*Proportion of beneficiaries who are eligible (completed 9 months after 2nd dose)

TABLE5.Age-Appropriate Group (45-59 Years) Coverage as on 14/05/2022 midnight

Table 5: Age appropriate group (45-59 years) coverage							
45-59 years Coverage as on 15/05/2022 at 12 AM							
District	Target	1st Dose Coverage	Percentage	2nd Dose Coverage	Percentage fully vaccinated	Precaution dose	%
Alappuzha	535436	438864	82%	415806	78%	1837	1%
Ernakulam	809349	783534	97%	701869	87%	8023	3%
Idukki	237564	246938	104%	219020	92%	348	0%
Kannur	527295	515787	98%	479610	91%	1816	1%
Kasaragod	253027	252193	100%	223781	88%	261	0%
Kollam	541201	559965	103%	502066	93%	1882	1%
Kottayam	478470	414100	87%	374232	78%	2445	2%
Kozhikode	658949	654869	99%	580792	88%	2007	1%
Malappuram	733338	722784	99%	627144	86%	968	0%
Palakkad	614226	547134	89%	499069	81%	2301	2%
Pathanamthitta	264372	281775	107%	251599	95%	1930	2%
Thiruvananthapuram	735836	681529	93%	613056	83%	5446	2%
Thrissur	689418	663899	96%	624447	91%	6733	3%
Wayanad	170537	177123	104%	164240	96%	194	0%
Grand Total	7249018	6,940,494	96%	6,276,731	87%	36191	2%

TABLE6.Age-Appropriate Group (≥60 Years) Coverage as on 14/05/2022midnight

Table 6: Age appropriate group (≥ 60 years) coverage							
≥ 60 years Coverage as on 15/05/2022 at 12 AM							
District	Target	1st Dose Coverage	Percentage	2nd Dose Coverage	Percentage fully vaccinated	Precaution dose	%
Alappuzha	424565	428966	101%	400526	94%	116870	50%
Ernakulam	673885	676156	100%	620104	92%	121184	34%
Idukki	193981	194547	100%	172920	89%	24562	25%
Kannur	438602	444432	101%	412266	94%	92238	40%
Kasaragod	182460	181686	100%	160218	88%	32249	30%
Kollam	497558	499448	100%	454733	91%	101215	41%
Kottayam	418008	419612	100%	383806	92%	88126	42%
Kozhikode	526896	529110	100%	479612	91%	83656	33%
Malappuram	477642	488057	102%	433889	91%	60322	28%
Palakkad	437708	439753	100%	401615	92%	91148	46%
Pathanamthitta	311297	312185	100%	280540	90%	98320	48%
Thiruvananthapuram	630465	632943	100%	571010	91%	147329	43%
Thrissur	581781	588038	101%	557524	96%	139033	46%
Wayanad	128009	128294	100%	114336	89%	24881	29%
Grand Total	5922857	5,963,227	101%	5,443,099	92%	1,221,133	40%

TABLE 6. Age-Appropriate Group (18-44 Years) Coverage as on 14/05/2022 midnight

18-44 years Coverage as on 15/05/2022 at 12 AM							
District	Target	First Dose					
		1st Dose Coverage	Percentage	2nd Dose Coverage	Percentage fully vaccinated	Precaution dose	%
Alappuzha	744178	669412	90%	630263	85%	295	2%
Ernakulam	1470864	1509096	103%	1223312	83%	1357	3%
Idukki	437537	419177	96%	332560	76%	54	1%
Kannur	947964	964499	102%	825590	87%	306	1%
Kasaragod	556876	500971	90%	407299	73%	47	0%
Kollam	1054752	931982	88%	788318	75%	308	1%
Kottayam	665544	654803	98%	564287	85%	280	1%
Kozhikode	1313678	1220342	93%	962189	73%	308	1%
Malappuram	1777378	1828173	103%	1376364	77%	164	0%
Palakkad	1088327	1085627	100%	909402	84%	167	1%
Pathanamthitta	460819	442977	96%	355054	77%	446	2%
Thiruvananthapuram	1309099	1247527	95%	1058424	81%	496	1%
Thrissur	1274465	1097225	86%	1017704	80%	871	2%
Wayanad	361152	354352	98%	300906	83%	27	0%
Grand Total	13462633	12,926,163	96%	10,751,672	80%	5126	1%
*Among those who have taken first dose							

TABLE 7. Age-Appropriate Group (15-17 Years) Coverage as on 14/05/2022 midnight

15-17 years Coverage as on 15/05/2022 at 12 AM					
District	Target	1st Dose Coverage	Percentage	2nd Dose Coverage	Percentage fully vaccinated
Alappuzha	80832	77430	96%	60419	75%
Ernakulam	172307	111816	65%	76220	44%
Idukki	51339	36226	71%	26228	51%
Kannur	97722	99728	102%	69445	71%
Kasaragod	60496	48875	81%	30355	50%
Kollam	105234	95644	91%	65168	62%
Kottayam	85400	65785	77%	44003	52%
Kozhikode	143028	106883	75%	55089	39%
Malappuram	241212	177634	74%	74353	31%
Palakkad	132742	114361	86%	78071	59%
Pathanamthitta	48854	39461	81%	29262	60%
Thiruvananthapuram	145238	102337	70%	64696	45%
Thrissur	123540	121622	98%	87782	71%
Wayanad	29245	34801	119%	21437	73%
Grand Total	1,517,189	1,232,603	80%	782,528	51%

Table 8: Age appropriate group (12-14 years) Coverage as on 14/05/2022 midnight

12-14 years Coverage as on 15/05/2022 at 12 AM					
District	Target	1st Dose Coverage	Percentage	2nd Dose Coverage	Percentage fully vaccinated
Alappuzha	43284	30109	70%	10519	24%
Ernakulam	90244	17283	19%	2476	3%
Idukki	29672	12619	43%	3360	11%
Kannur	89079	27469	31%	7777	9%
Kasaragod	39968	6320	16%	1171	3%
Kollam	69984	27390	39%	4538	6%
Kottayam	55571	25255	45%	3891	7%
Kozhikode	103644	9046	9%	899	1%
Malappuram	159652	17232	11%	2803	2%
Palakkad	75249	36106	48%	12305	16%
Pathanamthitta	33203	14077	42%	3827	12%
Thiruvananthapuram	93804	28478	30%	6241	7%
Thrissur	99789	41554	42%	11864	12%
Wayanad	27857	7587	27%	2132	8%
Grand Total	10,11,000	300,525	30%	73,803	7%

TABLE9.State Summary (18+) as on 14/05/2022 midnight

State Summary (18+) 15-05-2022 at 12 AM							
District	Target	First Dose	Percentage	Second Dose	Percentage*	Precaution Dose	Percentage
Alappuzha	1704179	1605392	94%	1510560	89%	145028	32%
Ernakulam	2954098	3109286	105%	2671401	90%	178955	24%
Idukki	869082	897211	103%	758837	87%	35759	17%
Kannur	1913861	2006488	105%	1794951	94%	124305	25%
Kasaragod	992363	971075	98%	824576	83%	43408	15%
Kollam	2093511	2069667	99%	1817748	87%	127971	25%
Kottayam	1562022	1559362	100%	1389213	89%	117924	28%
Kozhikode	2499523	2512328	101%	2123085	85%	112558	19%
Malappuram	2988358	3137761	105%	2530640	85%	91339	16%
Palakkad	2140261	2155285	101%	1887620	88%	124620	30%
Pathanamthitta	1036488	1091523	105%	934796	90%	118952	31%
Thiruvananthapuram	2675400	2708424	101%	2376465	89%	200156	27%
Thrissur	2545664	2442978	96%	2289587	90%	189634	30%
Wayanad	659698	690768	105%	608860	92%	35328	17%
Grand Total	2,66,34,508	26,957,548	101%	23,518,339	88%	1645937	25%

*Revised target population(> 18 years) as per MOHFW is 2.67 crores

*As per letter from Additional Secretary MOHFW- D O No 2317579/2021/Imm dated 15/09/2021

TABLE 10. Achievement for the day 14/05/2022 midnight

Daily achievement 15-05-2022				
District	First Dose	Second Dose	Precaution dose	Total Doses Administered
Alappuzha	216	562	200	978
Ernakulam	340	151	359	850
Idukki	13	17	41	71
Kannur	357	247	205	809
Kasaragod	302	268	54	624
Kollam	1211	650	96	1957
Kottayam	121	106	150	377
Kozhikode	680	571	338	1589
Malappuram	424	398	183	1005
Palakkad	58	113	192	363
Pathanamthitta	247	199	286	732
Thiruvananthapuram	10582	2535	366	13483
Thrissur	4986	2666	467	8119
Wayanad	33	45	28	106
Grand Total	19570	8528	2965	31063

** Vaccine stock details couldn't be downloaded from e-VIN portal as the portal is down.

TABLE11.COVID Vaccination related sites

support@cowin.gov.in https://www.cowin.gov.in/home https://dashboard.kerala.gov.in/ https://dhs.kerala.gov.in/https://aogyakeralam.gov.in/https://sha.kerala.gov.in/

TABLE10.COVID Vaccination related Helpline numbers

National/State/District	Line1	Line2	Line3
National Helpline	1075	+91 1123978046	0120 4473222
Disha	1056	04712552056	
StateCallCenter	04712309251	04712309252	04712309255
Thiruvananthapuram	9188610100	1077	
Kollam	04742797609	8589015556	
Pathanamthitta	04682222515	04682228220	
Alappuzha	04772239999		
Kottayam	04812565200	04812304800	04812581900
Idukki	18004255640	04862232220	04862233118
Ernakulam	9072303861		
Thrissur	9400066921	9400066922	9400066923
Palakkad	04912505264	04912505189	8943341439
Malappuram	04832733253	04832737858	04832733252
Kozhikode	7594001442		
Wayanad	04936202343	04936202375	9072510900
Kannur	04972700194		
Kasargod	9061076590	9061079244	9061078026