



www.health.kerala.gov.in

**COVID-19 OUTBREAK CONTROL AND PREVENTION STATE CELL
HEALTH&FAMILY WELFARE DEPARTMENT**

www.dhs.kerala.gov.in

controlroomdhskerala@gmail.com

Kerala HEALTH-COVID-19 DAILY VACCINATION BULLETIN

Date: 15/05/2022

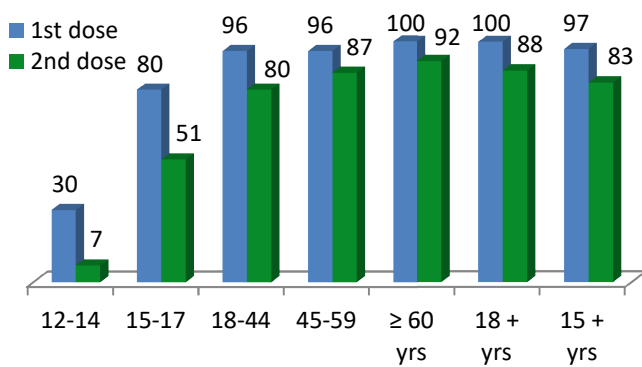
**OUR HEALTH OUR RESPONSIBILITY
VACCINE ADVISORY**

- *People who are vaccinated with Covid Vaccine are reported to have reduced Covid related ICU admissions, serious disease and death.*
- *Early vaccination is useful to safeguard our life from this deadly disease.*
- *Vaccination sessions are planned as per the availability of vaccine. All are requested to cooperate.*
- *After receiving the first dose, second dose of Covishield vaccine is to be taken between 12–16weeks and second dose of Covaxin between 4-6 weeks.*
- *Covid vaccination is currently available to all above 15 years. Children in 15-18 age group will get Covaxin.*
- *Health Staffs, Frontline workers and people above 60 years with co-morbidities will get precaution dose after 9 months or 39 weeks from the second dose. The Same vaccine administered as first and second dose is to be taken as precaution dose. People above 60 years with co-morbidities should take medical advice before receiving precaution dose.*
- *Vaccination is available free of cost in all Government covid vaccination centers, and at a nominal rate (as per the Gol order F.No.2079203/2021/Immunization) in selected private Hospitals.*
- ***ENSURE ALL YOUR ELIGIBLE FAMILY MEMBERS ARE PROTECTED BY RECEIVING ANY OF THE AVAILABLE COVID VACCINE.***
- ***“BOTH COVAXIN AND COVISHIELD ARE EQUALLY EFFECTIVE AND SAFE”***
- ***“BE FULLY PROTECTED – GET THE SECOND DOSE AT YOUR SCHEDULED TIME”***

ANALYSIS

COVID-19 mass vaccinations are showing signs of preventing illness and steep decline in cases and hospital admissions in countries which done vaccination. Kerala started its vaccination for health care workers from January 16, 2021. The COVID-19 Vaccines Operational Guidelines issued by the Ministry of Health and Family Welfare, Govt. of India, 28th December 2020 and all subsequent Guidelines issued by Ministry of Health and Family Welfare, Govt of India are followed at the sites and all vaccination lanes

Summary of COVID Vaccine Administered as on 15-05-2022 midnight

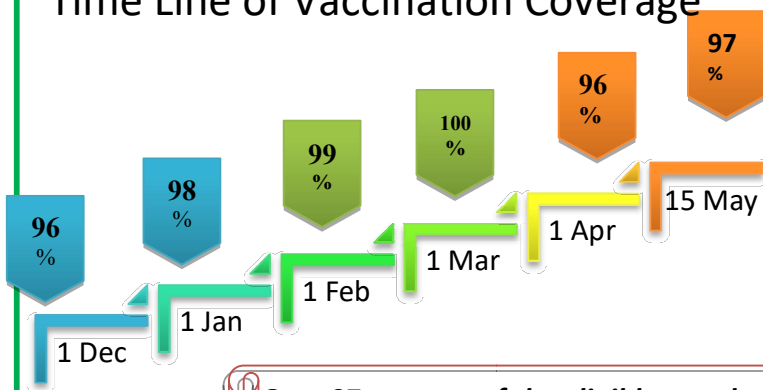


97% of eligible population vaccinated with a single dose till May 15

83% of eligible population vaccinated with double dose till May 15

State has vaccinated about **80%** of children aged 15 - 17 years with a single dose

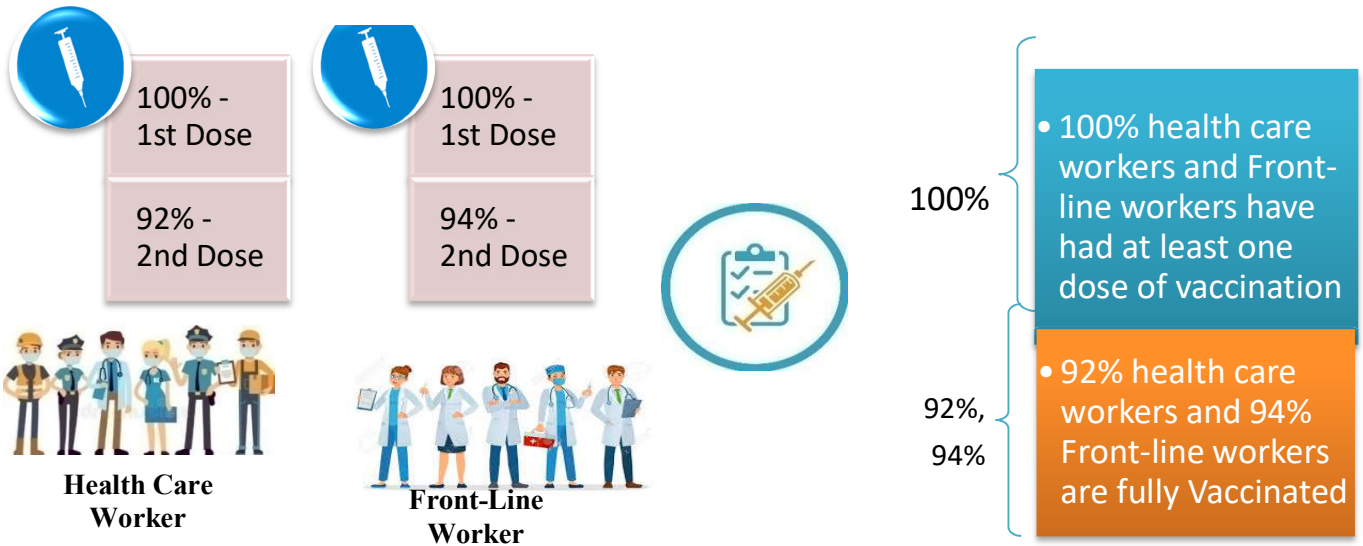
Time Line of Vaccination Coverage



Kerala began administration of COVID 19 Vaccines on 16th January, 2021. As of 15th May 2022, Kerala has administered over 54 million doses overall, including first and second doses of vaccines.

Over 97 per cent of the eligible population (15 + years) in Kerala has been administered the first dose of the Covid-19 vaccine. The state has achieved the target within 491 days since the beginning of the vaccination drive on January 16, 2021

Health Care Workers & Front-line Workers Vaccinated



Are You Vaccinated? You Still Need to Practice: SMS

- Even after vaccination, follow COVID appropriate behavior
- Practice Social Distancing and greet without physical contact
- Always wear clean face mask
- Wash your hands thoroughly and frequently or use hand sanitizer
- Follow the current COVID 19 guidelines to prevent further spread
- Stay Safe. Stay Strong. Get Vaccinated



Even After Getting Vaccinated Keep Taking Precautions to Protect Your Self



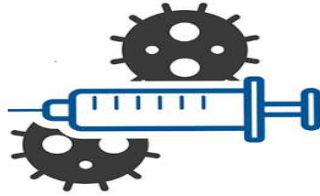
The Race Towards Full Vaccination - Weekly Trend

7th – 13th May 2022

Kerala Administered over

1.13 Lakh

COVID Vaccine Doses



From 7th – 13th Ma y 2022 on average

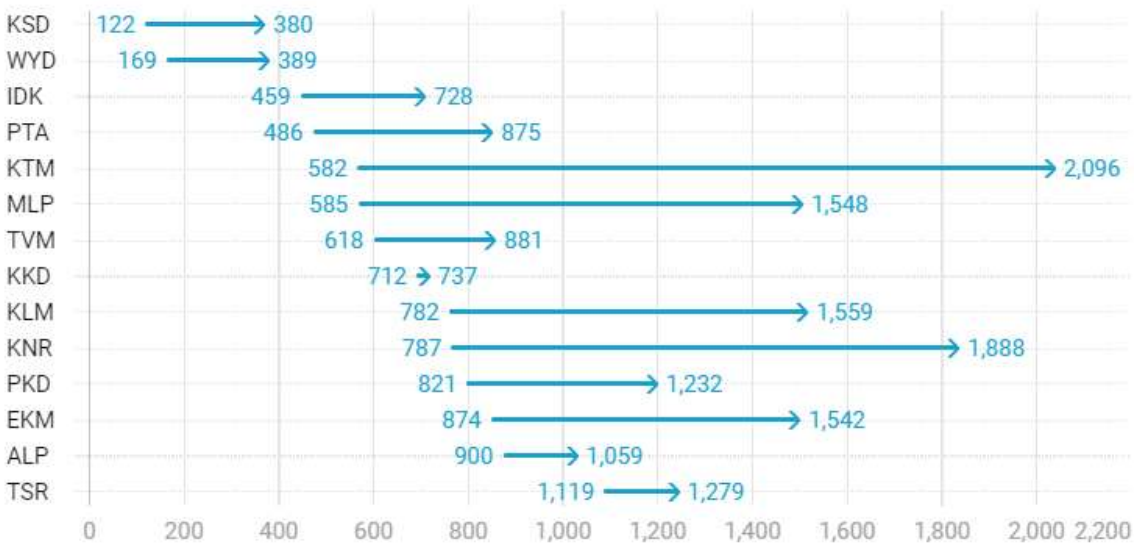
0.16 lakh

doses were administered daily.

Average Doses Administered Per day per week (in 1000)



Trend in average per day vaccination (in 1000) for the last two weeks



Race Against Time – Vaccination Quarterly Status

(Q1:16th Jan-Mar, Q2: Apr-June, Q3: July-Sep, Q4: Oct-Dec)

Daily Average Doses Administered per Quarter

In the first Quarter, only 42201 first doses and 5324 second doses were administered daily on average. During the second, third and fourth quarters, the daily vaccination of the first and second doses increased significantly.



Vaccination Achievement per Quarter

In the third quarter of the immunization drive, 52% of the eligible population (18 + age) in Kerala were given the first dose and 29% the second dose.

■ Q1 ■ Q2 ■ Q3

First Dose

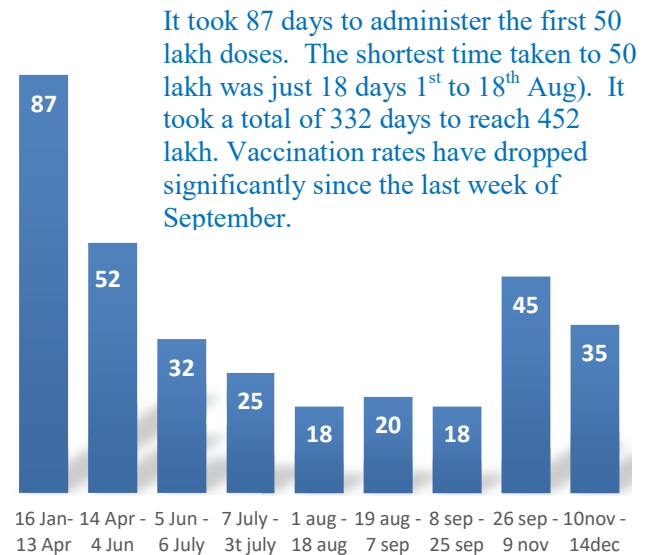


Second Dose



Dose Progression

The chart shows the days taken for total COVID-19 Vaccination doses (both first and second) in Kerala to cross every 50 lakh dose mark



Vaccine Administered per Day and 7 days Moving Average in Last Quarter (Oct -Dec)

The seven-day moving average of daily doses in the last quarter showed a peak on December 2nd and continued to fluctuate thereafter



Important Message to the Public

- a. *Infection or infection rate is only a part and disease manifestation of disease is to be monitored*
- b. *Fatality among vaccinated people is very less. Disease severity among vaccinated people is less.*
- c. *People with comorbidity should be careful. Once detected covid positive they should get admitted and do not stay at home.*
- d. *Death among non-vaccinated people, especially people with comorbidity is because of late arrival in hospitals*
- e. *Diabetes and Hypertension together is the most common cause of patient death if they arrive late.*
- f. *Vaccinated people, only if symptomatic are advised to consult Doctor.*
- g. *Non Vaccinated people, if symptomatic, may do RTPCR test*
- h. *Antigen testing is only for emergency purpose*
- i. *Non vaccinated people with co-morbidities to do testing by RTPCR and consult doctor*
- j. *Repeat RTPCR is not needed among the people who are detected COVID positive in the previous 2 months*
- k. *All young person detected positive and at home isolation should do glucose test*

TABLE1.Total Vaccination done in the State as on 15/05/2022 midnight

State Summary (15+ years)-Total doses administered till 16/05/2022 at 12 AM								
District	Target	First Dose	Percent age	Second Dose	Percentage*	Precaution Dose	Percentage	Total doses administered
Alappuzha	1829568	1712935	94%	1581508	87%	145040	32%	34,39,483
Ernakulam	3217878	3238386	101%	2750112	85%	179033	24%	61,67,531
Idukki	950762	946056	100%	788425	83%	35759	16%	17,70,240
Kannur	2100307	2133685	102%	1872175	89%	124306	25%	41,30,166
Kasaragod	1092141	1026270	94%	856102	78%	43409	15%	19,25,781
Kollam	2268371	2192702	97%	1887456	83%	127997	25%	42,08,155
Kottayam	1704500	1650402	97%	1437110	84%	117943	28%	32,05,455
Kozhikode	2746273	2628264	96%	2179074	79%	112571	19%	49,19,909
Malappuram	3386535	3332627	98%	2607797	77%	91339	16%	60,31,763
Palakkad	2349082	2305752	98%	1977997	84%	124656	30%	44,08,405
Pathanamthitta	1118564	1145061	102%	967885	87%	118952	31%	22,31,898
Thiruvananthapuram	2914006	2839244	97%	2447421	84%	200300	27%	54,86,965
Thrissur	2767777	2606158	94%	2389249	86%	189718	30%	51,85,125
Wayanad	716933	733156	102%	632429	88%	35330	17%	14,00,915
Grand Total	29,162,697	2,84,90,698	97%	2,43,74,740	83%	16,46,353	25%	5,45,11,791

TABLE2.Covid-19 Vaccination Center Functional in the State as on 15/05/2022 midnight

DISTRICTS	12+	15+	18+	Total
Alappuzha	0	0	1	1
Ernakulam	0	0	9	9
Idukki	0	0	1	1
Kannur	0	0	3	3
Kasaragod	0	0	1	1
Kollam	0	0	2	2
Kottayam	0	0	1	1
Kozhikode	0	0	4	4
Malappuram	0	0	1	1
Palakkad	0	0	4	4
Pathanamthitta	0	0	1	1
Thiruvananthapuram	0	0	13	13
Thrissur	0	1	21	22
Wayanad	0	0	1	1
GrandTotal	0	1	63	64

TABLE3. Health Care Workers Coverage as on 15/05/2022 midnight

<i>DISTRICT</i>	<i>1st DOSE</i>	<i>2nd Dose</i>	<i>% fully vaccinated</i>	<i>Precaution dose</i>	<i>Precaution dose (%) *</i>
Alappuzha	29022	27223	94%	13243	53%
Ernakulam	85566	75784	89%	30759	44%
Idukki	13554	13001	96%	5633	47%
Kannur	40388	37527	93%	17939	52%
Kasaragod	11610	10811	93%	4738	48%
Kollam	36037	33811	94%	14642	49%
Kottayam	38706	36292	94%	16469	50%
Kozhikode	52734	47945	91%	17600	41%
Malappuram	44834	41984	94%	17176	48%
Palakkad	34674	32007	92%	15337	53%
Pathanamthitta	29337	25076	85%	11439	50%
Thiruvananthapuram	73425	66369	90%	26379	44%
Thrissur	51909	49182	95%	25926	58%
Wayanad	13978	13286	95%	6285	51%
Grand Total	555774	510298	92%	223565	48%

1st Dose coverage for HCW is 100%

*Proportion of beneficiaries who are eligible (completed 9 months after 2nd dose)

TABLE4. Frontline workers Coverage as on 15/05/2022 midnight

<i>DISTRICT</i>	<i>1st dose</i>	<i>2nd Dose</i>	<i>% fully vaccinated</i>	<i>Precaution dose</i>	<i>Precaution dose(%) *</i>
Alappuzha	39128	36742	94%	12784	38%
Ernakulam	54934	50332	92%	17639	39%
Idukki	22995	21336	93%	5162	28%
Kannur	41382	39958	97%	12006	33%
Kasaragod	24615	22467	91%	6113	30%
Kollam	42235	38820	92%	9925	29%
Kottayam	32141	30596	95%	10606	38%
Kozhikode	55273	52547	95%	8988	19%
Malappuram	53913	51259	95%	12709	28%
Palakkad	48097	45527	95%	15669	38%
Pathanamthitta	25249	22527	89%	6817	34%
Thiruvananthapuram	73000	67606	93%	20513	36%
Thrissur	41907	40731	97%	17076	46%
Wayanad	17021	16092	95%	3943	27%
Grand Total	571890	536540	94%	159950	33%

1st Dose coverage for FLW is 100%

*Proportion of beneficiaries who are eligible (completed 9 months after 2nd dose)

TABLE5.Age-Appropriate Group (45-59 Years) Coverage as on 15/05/2022 midnight

Table 5: Age appropriate group (45-59 years) coverage							
45-59 years Coverage as on			16/05/2022 at 12 AM				
District	Target	1st Dose Coverage	Percentage	2nd Dose Coverage	Percentage fully vaccinated	Precaution dose	%
Alappuzha	535436	438864	82%	415806	78%	1842	1%
Ernakulam	809349	783534	97%	701870	87%	8054	3%
Idukki	237564	246938	104%	219020	92%	348	0%
Kannur	527295	515787	98%	479611	91%	1817	1%
Kasaragod	253027	252193	100%	223781	88%	262	0%
Kollam	541201	559965	103%	502066	93%	1894	1%
Kottayam	478470	414100	87%	374234	78%	2456	2%
Kozhikode	658949	654869	99%	580792	88%	2015	1%
Malappuram	733338	722784	99%	627144	86%	968	0%
Palakkad	614226	547134	89%	499069	81%	2315	2%
Pathanamthitta	264372	281775	107%	251599	95%	1930	2%
Thiruvananthapuram	735836	681529	93%	613058	83%	5521	2%
Thrissur	689418	663899	96%	624448	91%	6777	3%
Wayanad	170537	177123	104%	164240	96%	194	0%
Grand Total	7249018	69,40,494	96%	62,76,738	87%	36393	2%

TABLE6.Age-Appropriate Group (≥60 Years) Coverage as on 15/05/2022midnight

Table 6: Age appropriate group (≥ 60 years) coverage							
≥ 60 years Coverage as on			16/05/2022 at 12 AM				
District	Target	1st Dose Coverage	Percentage	2nd Dose Coverage	Percentage fully vaccinated	Precaution dose	%
Alappuzha	424565	428966	101%	400526	94%	116870	50%
Ernakulam	673885	676156	100%	620104	92%	121210	34%
Idukki	193981	194547	100%	172920	89%	24562	25%
Kannur	438602	444432	101%	412266	94%	92238	40%
Kasaragod	182460	181686	100%	160218	88%	32249	30%
Kollam	497558	499448	100%	454733	91%	101220	41%
Kottayam	418008	419612	100%	383806	92%	88129	41%
Kozhikode	526896	529111	100%	479612	91%	83657	32%
Malappuram	477642	488057	102%	433889	91%	60322	28%
Palakkad	437708	439753	100%	401615	92%	91156	46%
Pathanamthitta	311297	312185	100%	280540	90%	98320	48%
Thiruvananthapuram	630465	632943	100%	571010	91%	147366	43%
Thrissur	581781	588038	101%	557525	96%	139054	46%
Wayanad	128009	128294	100%	114336	89%	24881	29%
Grand Total	5922857	59,63,228	101%	54,43,100	92%	12,21,234	40%

TABLE 6. Age-Appropriate Group (18-44 Years) Coverage as on 15/05/2022 midnight

18-44 years Coverage as on 16/05/2022 at 12 AM							
District	Target	First Dose					
		1st Dose Coverage	Percentage	2nd Dose Coverage	Percentage fully vaccinated	Precaution dose	%
Alappuzha	744178	669413	90%	630265	85%	301	2%
Ernakulam	1470864	1509097	103%	1223325	83%	1371	3%
Idukki	437537	419177	96%	332560	76%	54	1%
Kannur	947964	964499	102%	825591	87%	306	1%
Kasaragod	556876	500971	90%	407299	73%	47	0%
Kollam	1054752	931983	88%	788320	75%	316	1%
Kottayam	665544	654803	98%	564288	85%	283	1%
Kozhikode	1313678	1220348	93%	962190	73%	311	1%
Malappuram	1777378	1828173	103%	1376365	77%	164	0%
Palakkad	1088327	1085627	100%	909403	84%	179	1%
Pathanamthitta	460819	442977	96%	355054	77%	446	2%
Thiruvananthapuram	1309099	1247529	95%	1058441	81%	521	1%
Thrissur	1274465	1097225	86%	1017714	80%	885	2%
Wayanad	361152	354352	98%	300906	83%	27	0%
Grand Total	13462633	1,29,26,174	96%	1,07,51,721	80%	5211	1%
*Among those who have taken first dose							

TABLE 7. Age-Appropriate Group (15-17 Years) Coverage as on 15/05/2022 midnight

15-17 years Coverage as on 16/05/2022 at 12 AM					
District	Target	1st Dose Coverage	Percentage	2nd Dose Coverage	Percentage fully vaccinated
Alappuzha	80832	77433	96%	60427	75%
Ernakulam	172307	111816	65%	76221	44%
Idukki	51339	36226	71%	26228	51%
Kannur	97722	99728	102%	69445	71%
Kasaragod	60496	48875	81%	30355	50%
Kollam	105234	95644	91%	65168	62%
Kottayam	85400	65785	77%	44003	52%
Kozhikode	143028	106883	75%	55089	39%
Malappuram	241212	177634	74%	74353	31%
Palakkad	132742	114361	86%	78071	59%
Pathanamthitta	48854	39461	81%	29262	60%
Thiruvananthapuram	145238	102337	70%	64696	45%
Thrissur	123540	121625	98%	87785	71%
Wayanad	29245	34801	119%	21437	73%
Grand Total	1,517,189	12,32,609	80%	7,82,540	51%

Table 8: Age appropriate group (12-14 years) Coverage as on 15/05/2022 midnight

12-14 years Coverage as on 16/05/2022 at 12 AM					
District	Target	1st Dose Coverage	Percentage	2nd Dose Coverage	Percentage fully vaccinated
Alappuzha	43284	30109	70%	10519	24%
Ernakulam	90244	17283	19%	2476	3%
Idukki	29672	12619	43%	3360	11%
Kannur	89079	27469	31%	7777	9%
Kasaragod	39968	6320	16%	1171	3%
Kollam	69984	27390	39%	4538	6%
Kottayam	55571	25255	45%	3891	7%
Kozhikode	103644	9046	9%	899	1%
Malappuram	159652	17232	11%	2803	2%
Palakkad	75249	36106	48%	12305	16%
Pathanamthitta	33203	14077	42%	3827	12%
Thiruvananthapuram	93804	28481	30%	6241	7%
Thrissur	99789	41555	42%	11864	12%
Wayanad	27857	7587	27%	2132	8%
Grand Total	10,11,000	3,00,529	30%	73,803	7%

TABLE9.State Summary (18+) as on 15/05/2022 midnight

State Summary (18+) 16-05-2022 at 12 AM							
District	Target	First Dose	Percentage	Second Dose	Percentage*	Precaution Dose	Percentage
Alappuzha	1704179	1605393	94%	1510562	89%	145040	32%
Ernakulam	2954098	3109287	105%	2671415	90%	179033	24%
Idukki	869082	897211	103%	758837	87%	35759	16%
Kannur	1913861	2006488	105%	1794953	94%	124306	25%
Kasaragod	992363	971075	98%	824576	83%	43409	15%
Kollam	2093511	2069668	99%	1817750	87%	127997	25%
Kottayam	1562022	1559362	100%	1389216	89%	117943	28%
Kozhikode	2499523	2512335	101%	2123086	85%	112571	19%
Malappuram	2988358	3137761	105%	2530641	85%	91339	16%
Palakkad	2140261	2155285	101%	1887621	88%	124656	30%
Pathanamthitta	1036488	1091523	105%	934796	90%	118952	31%
Thiruvananthapuram	2675400	2708426	101%	2376484	89%	200300	27%
Thrissur	2545664	2442978	96%	2289600	90%	189718	30%
Wayanad	659698	690768	105%	608860	92%	35330	17%
Grand Total	2,66,34,508	2,69,57,560	101%	2,35,18,397	88%	1646353	25%

*Revised target population(> 18 years) as per MOHFW is 2.67 crores

*As per letter from Additional Secretary MOHFW- D O No 2317579/2021/Imm dated 15/09/2021

TABLE 10. Achievement for the day 15/05/2022 midnight

Daily achievement		16-05-2022		
District	First Dose	Second Dose	Precaution dose	Total Doses Administered
Alappuzha	1	2	12	15
Ernakulam	1	15	77	93
Idukki	0	0	0	0
Kannur	0	1	1	2
Kasaragod	0	0	1	1
Kollam	1	2	26	29
Kottayam	0	3	19	22
Kozhikode	0	1	5	6
Malappuram	0	0	0	0
Palakkad	0	1	31	32
Pathanamthitta	0	0	0	0
Thiruvananthapuram	2	19	142	163
Thrissur	3	16	84	103
Wayanad	0	0	2	2
Grand Total	8	60	400	468

** Vaccine stock details couldn't be downloaded from e-VIN portal as the portal is down.

TABLE11.COVID Vaccination related sites

support@cowin.gov.in https://www.cowin.gov.in/home https://dashboard.kerala.gov.in/ https://dhs.kerala.gov.in/https://aogyakeralam.gov.in/https://sha.kerala.gov.in/

TABLE10.COVID Vaccination related Helpline numbers

National/State/District	Line1	Line2	Line3
National Helpline	1075	+91 1123978046	0120 4473222
Disha	1056	04712552056	
StateCallCenter	04712309251	04712309252	04712309255
Thiruvananthapuram	9188610100	1077	
Kollam	04742797609	8589015556	
Pathanamthitta	04682222515	04682228220	
Alappuzha	04772239999		
Kottayam	04812565200	04812304800	04812581900
Idukki	18004255640	04862232220	04862233118
Ernakulam	9072303861		
Thrissur	9400066921	9400066922	9400066923
Palakkad	04912505264	04912505189	8943341439
Malappuram	04832733253	04832737858	04832733252
Kozhikode	7594001442		
Wayanad	04936202343	04936202375	9072510900
Kannur	04972700194		
Kasargod	9061076590	9061079244	9061078026