



[www.health.kerala.gov.in](http://www.health.kerala.gov.in)

**COVID-19 OUTBREAK CONTROL AND PREVENTION STATE CELL  
HEALTH&FAMILY WELFARE DEPARTMENT**

[www.dhs.kerala.gov.in](http://www.dhs.kerala.gov.in)

[controlroomdhskerala@gmail.com](mailto:controlroomdhskerala@gmail.com)

**Kerala HEALTH-COVID-19 DAILY VACCINATION BULLETIN**

**Date: 16/05/2022**

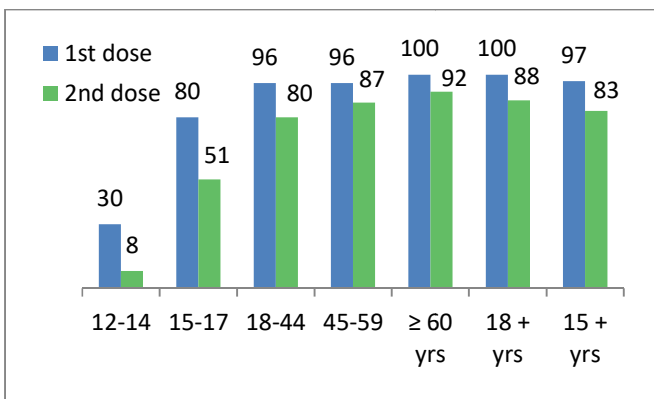
**OUR HEALTH OUR RESPONSIBILITY  
VACCINE ADVISORY**

- *People who are vaccinated with Covid Vaccine are reported to have reduced Covid related ICU admissions, serious disease and death.*
- *Early vaccination is useful to safeguard our life from this deadly disease.*
- *Vaccination sessions are planned as per the availability of vaccine. All are requested to cooperate.*
- *After receiving the first dose, second dose of Covishield vaccine is to be taken between 12–16weeks and second dose of Covaxin between 4-6 weeks.*
- *Covid vaccination is currently available to all above 15 years. Children in 15-18 age group will get Covaxin.*
- *Health Staffs, Frontline workers and people above 60 years with co-morbidities will get precaution dose after 9 months or 39 weeks from the second dose. The Same vaccine administered as first and second dose is to be taken as precaution dose. People above 60 years with co-morbidities should take medical advice before receiving precaution dose.*
- *Vaccination is available free of cost in all Government covid vaccination centers, and at a nominal rate (as per the Gol order F.No.2079203/2021/Immunization) in selected private Hospitals.*
- ***ENSURE ALL YOUR ELIGIBLE FAMILY MEMBERS ARE PROTECTED BY RECEIVING ANY OF THE AVAILABLE COVID VACCINE.***
- ***“BOTH COVAXIN AND COVISHIELD ARE EQUALLY EFFECTIVE AND SAFE”***
- ***“BE FULLY PROTECTED – GET THE SECOND DOSE AT YOUR SCHEDULED TIME”***

### ANALYSIS

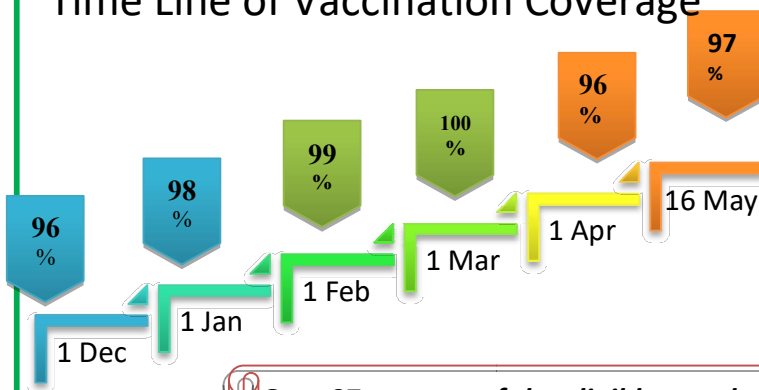
COVID-19 mass vaccinations are showing signs of preventing illness and steep decline in cases and hospital admissions in countries which done vaccination. Kerala started its vaccination for health care workers from January 16, 2021. The COVID-19 Vaccines Operational Guidelines issued by the Ministry of Health and Family Welfare, Govt. of India, 28th December 2020 and all subsequent Guidelines issued by Ministry of Health and Family Welfare, Govt of India are followed at the sites and all vaccination lanes

### Summary of COVID Vaccine Administered as on 16-05-2022 midnight



- 97%** of eligible population vaccinated with a single dose till May 16
- 83%** of eligible population vaccinated with double dose till May 16
- State has vaccinated about **80%** of children aged 15 - 17 years with a single dose

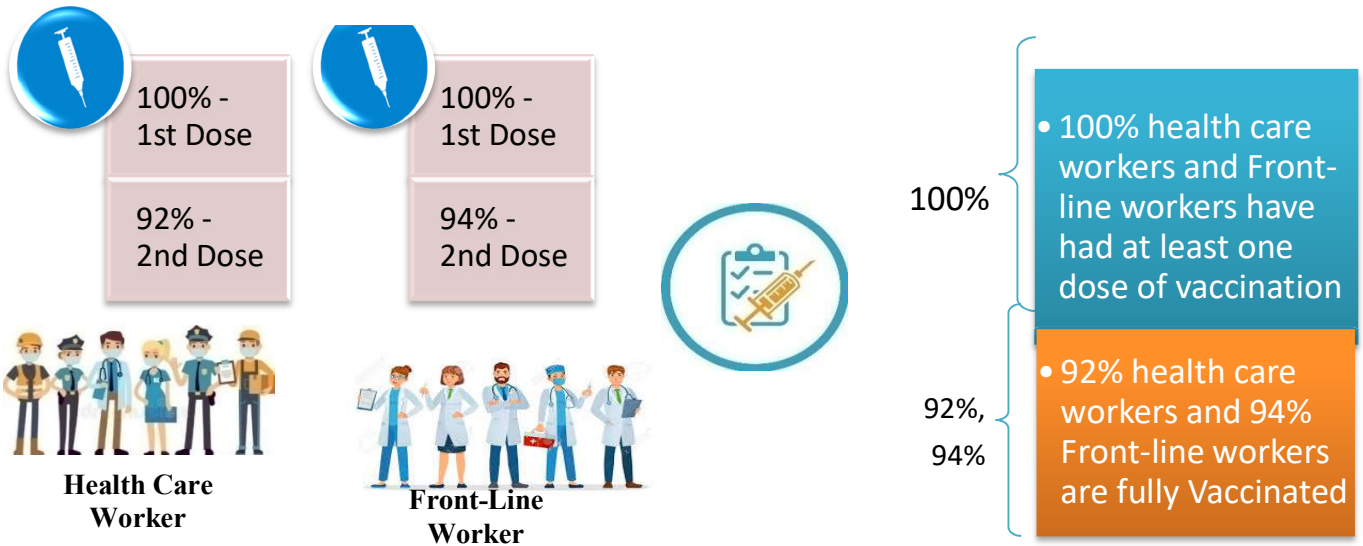
### Time Line of Vaccination Coverage



Kerala began administration of COVID 19 Vaccines on 16<sup>th</sup> January, 2021. As of 16<sup>th</sup> May 2022, Kerala has administered over 54 million doses overall, including first and second doses of vaccines.

**Over 97 per cent of the eligible population (15 + years) in Kerala has been administered the first dose of the Covid-19 vaccine. The state has achieved the target within 492 days since the beginning of the vaccination drive on January 16, 2021**

## Health Care Workers & Front-line Workers Vaccinated



### Are You Vaccinated? You Still Need to Practice: SMS

- Even after vaccination, follow COVID appropriate behavior
- Practice Social Distancing and greet without physical contact
- Always wear clean face mask
- Wash your hands thoroughly and frequently or use hand sanitizer
- Follow the current COVID 19 guidelines to prevent further spread
- Stay Safe. Stay Strong. Get Vaccinated



Even After Getting Vaccinated Keep Taking Precautions to Protect Your Self



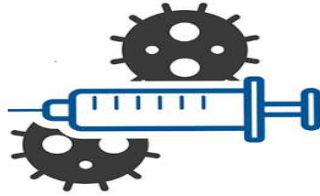
# The Race Towards Full Vaccination - Weekly Trend

7<sup>th</sup> – 13<sup>th</sup> May 2022

Kerala Administered over

## 1.13 Lakh

COVID Vaccine Doses



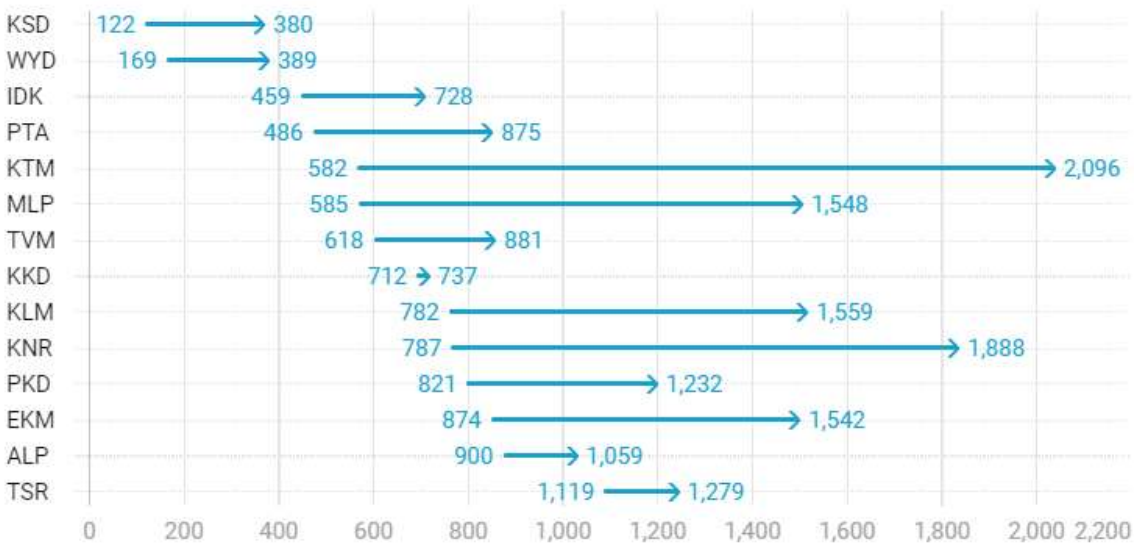
From 7<sup>th</sup> – 13<sup>th</sup> Ma y 2022 on average

**0.16 lakh** doses were administered daily.

Average Doses Administered Per day per week (in 1000)



Trend in average per day vaccination (in 1000) for the last two weeks



# Race Against Time – Vaccination Quarterly Status

(Q1:16<sup>th</sup> Jan-Mar, Q2: Apr-June, Q3: July-Sep, Q4: Oct - Dec)

## Daily Average Doses Administered per Quarter

In the first Quarter, only 42201 first doses and 5324 second doses were administered daily on average. During the second, third and fourth quarters, the daily vaccination of the first and second doses increased significantly.



## Vaccination Achievement per Quarter

In the third quarter of the immunization drive, 52% of the eligible population (18 + age) in Kerala were given the first dose and 29% the second dose.

■ Q1 ■ Q2 ■ Q3

### First Dose

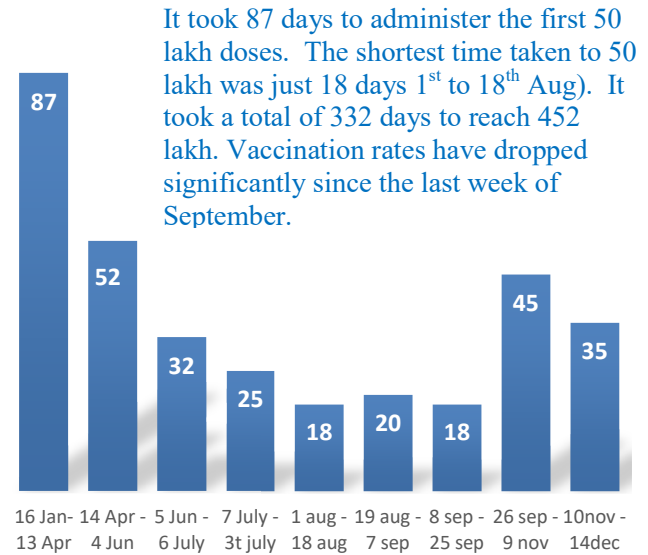


### Second Dose



## Dose Progression

The chart shows the days taken for total COVID-19 Vaccination doses (both first and second) in Kerala to cross every 50 lakh dose mark



## Vaccine Administered per Day and 7 days Moving Average in Last Quarter (Oct -Dec)

The seven-day moving average of daily doses in the last quarter showed a peak on December 2<sup>nd</sup> and continued to fluctuate thereafter



## Important Message to the Public

- a. *Infection or infection rate is only a part and disease manifestation of disease is to be monitored*
- b. *Fatality among vaccinated people is very less. Disease severity among vaccinated people is less.*
- c. *People with comorbidity should be careful. Once detected covid positive they should get admitted and do not stay at home.*
- d. *Death among non-vaccinated people, especially people with comorbidity is because of late arrival in hospitals*
- e. *Diabetes and Hypertension together is the most common cause of patient death if they arrive late.*
- f. *Vaccinated people, only if symptomatic are advised to consult Doctor.*
- g. *Non Vaccinated people, if symptomatic, may do RTPCR test*
- h. *Antigen testing is only for emergency purpose*
- i. *Non vaccinated people with co-morbidities to do testing by RTPCR and consult doctor*
- j. *Repeat RTPCR is not needed among the people who are detected COVID positive in the previous 2 months*
- k. *All young person detected positive and at home isolation should do glucose test*



TABLE1.Total Vaccination done in the State as on 16/05/2022 midnight

State Summary (15+ years)-Total doses administered till 17/05/2022 at 12 AM								
District	Target	First Dose	Percent age	Second Dose	Percentage*	Precaution Dose	Percentage	Total doses administered
Alappuzha	1829568	1713071	94%	1582029	87%	146491	32%	34,41,591
Ernakulam	3217878	3239140	101%	2750585	86%	179823	24%	61,69,548
Idukki	950762	946498	100%	788884	83%	36176	16%	17,71,558
Kannur	2100307	2134392	102%	1872935	89%	125250	25%	41,32,577
Kasaragod	1092141	1027808	94%	857076	78%	43814	15%	19,28,698
Kollam	2268371	2193136	97%	1887883	83%	128434	25%	42,09,453
Kottayam	1704500	1651385	97%	1438798	84%	118681	28%	32,08,864
Kozhikode	2746273	2628709	96%	2180101	79%	113794	19%	49,22,604
Malappuram	3386535	3333883	98%	2609516	77%	92207	16%	60,35,606
Palakkad	2349082	2306346	98%	1979223	84%	125765	30%	44,11,334
Pathanamthitta	1118564	1145700	102%	968499	87%	119517	31%	22,33,716
Thiruvananthapuram	2914006	2839291	97%	2447530	84%	200582	27%	54,87,403
Thrissur	2767777	2607398	94%	2390716	86%	192316	30%	51,90,430
Wayanad	716933	733329	102%	632617	88%	35448	17%	14,01,394
<b>Grand Total</b>	<b>29,162,697</b>	<b>2,85,00,086</b>	<b>97%</b>	<b>2,43,86,392</b>	<b>83%</b>	<b>16,58,298</b>	<b>25%</b>	<b>5,45,44,776</b>

TABLE2.Covid-19 Vaccination Center Functional in the State as on 16/05/2022 midnight

DISTRICTS	12+	15+	18+	Total
Alappuzha	7	0	87	94
Ernakulam	8	4	32	44
Idukki	5	4	20	29
Kannur	5	3	25	33
Kasaragod	45	45	51	141
Kollam	4	9	14	27
Kottayam	0	80	22	102
Kozhikode	11	12	49	72
Malappuram	25	17	39	81
Palakkad	12	7	37	56
Pathanamthitta	17	7	20	44
Thiruvananthapuram	0	2	15	17
Thrissur	27	10	55	92
Wayanad	4	3	5	12
<b>GrandTotal</b>	<b>170</b>	<b>203</b>	<b>471</b>	<b>844</b>

TABLE3. Health Care Workers Coverage as on 16/05/2022 midnight

<i>DISTRICT</i>	<i>1st DOSE</i>	<i>2nd Dose</i>	<i>% fully vaccinated</i>	<i>Precaution dose</i>	<i>Precaution dose (%) *</i>
<b>Alappuzha</b>	29022	27223	94%	13281	53%
<b>Ernakulam</b>	85566	75784	89%	30797	44%
<b>Idukki</b>	13554	13001	96%	5649	47%
<b>Kannur</b>	40388	37528	93%	17966	52%
<b>Kasaragod</b>	11610	10812	93%	4750	48%
<b>Kollam</b>	36037	33811	94%	14656	49%
<b>Kottayam</b>	38706	36292	94%	16492	50%
<b>Kozhikode</b>	52734	47947	91%	17634	41%
<b>Malappuram</b>	44834	41984	94%	17207	48%
<b>Palakkad</b>	34674	32008	92%	15361	53%
<b>Pathanamthitta</b>	29337	25076	85%	11453	50%
<b>Thiruvananthapuram</b>	73425	66369	90%	26391	44%
<b>Thrissur</b>	51909	49183	95%	25961	58%
<b>Wayanad</b>	13978	13286	95%	6298	51%
<b>Grand Total</b>	<b>555774</b>	<b>510304</b>	<b>92%</b>	<b>223896</b>	<b>48%</b>

1st Dose coverage for HCW is 100%

\*Proportion of beneficiaries who are eligible ( completed 9 months after 2nd dose )

TABLE4. Frontline workers Coverage as on 16/05/2022 midnight

<i>DISTRICT</i>	<i>1st dose</i>	<i>2nd Dose</i>	<i>% fully vaccinated</i>	<i>Precaution dose</i>	<i>Precaution dose(%) *</i>
<b>Alappuzha</b>	39128	36742	94%	12816	38%
<b>Ernakulam</b>	54934	50332	92%	17656	39%
<b>Idukki</b>	22995	21337	93%	5178	28%
<b>Kannur</b>	41382	39959	97%	12028	33%
<b>Kasaragod</b>	24615	22468	91%	6130	30%
<b>Kollam</b>	42235	38820	92%	9946	29%
<b>Kottayam</b>	32141	30597	95%	10624	38%
<b>Kozhikode</b>	55273	52548	95%	9018	19%
<b>Malappuram</b>	53913	51259	95%	12755	28%
<b>Palakkad</b>	48097	45528	95%	15719	38%
<b>Pathanamthitta</b>	25250	22528	89%	6834	34%
<b>Thiruvananthapuram</b>	73000	67606	93%	20542	36%
<b>Thrissur</b>	41907	40731	97%	17139	46%
<b>Wayanad</b>	17021	16092	95%	3948	27%
<b>Grand Total</b>	<b>571891</b>	<b>536547</b>	<b>94%</b>	<b>160333</b>	<b>33%</b>

1st Dose coverage for FLW is 100%

\*Proportion of beneficiaries who are eligible ( completed 9 months after 2nd dose )



TABLE5.Age-Appropriate Group (45-59 Years) Coverage as on 16/05/2022 midnight

Table 5: Age appropriate group (45-59 years) coverage							
45-59 years Coverage as on		17/05/2022		at 12 AM			
District	Target	1st Dose Coverage	Percentage	2nd Dose Coverage	Percentage fully vaccinated	Precaution dose	%
Alappuzha	535436	438868	82%	415864	78%	1861	1%
Ernakulam	809349	783537	97%	701892	87%	8191	4%
Idukki	237564	246941	104%	219044	92%	354	0%
Kannur	527295	515794	98%	479671	91%	1839	1%
Kasaragod	253027	252195	100%	223821	88%	271	0%
Kollam	541201	559967	103%	502106	93%	1942	1%
Kottayam	478470	414104	87%	374272	78%	2508	2%
Kozhikode	658949	654894	99%	580907	88%	2074	1%
Malappuram	733338	722801	99%	627308	86%	980	0%
Palakkad	614226	547142	89%	499167	81%	2352	2%
Pathanamthitta	264372	281783	107%	251618	95%	1979	2%
Thiruvananthapuram	735836	681530	93%	613064	83%	5591	2%
Thrissur	689418	663906	96%	624567	91%	6892	3%
Wayanad	170537	177123	104%	164242	96%	199	0%
<b>Grand Total</b>	<b>7249018</b>	<b>69,40,585</b>	<b>96%</b>	<b>62,77,543</b>	<b>87%</b>	<b>37033</b>	<b>2%</b>

TABLE6.Age-Appropriate Group (≥60 Years) Coverage as on 16/05/2022midnight

Table 6: Age appropriate group (≥ 60 years) coverage							
≥ 60 years Coverage as on		17/05/2022		at 12 AM			
District	Target	1st Dose Coverage	Percentage	2nd Dose Coverage	Percentage fully vaccinated	Precaution dose	%
Alappuzha	424565	428971	101%	400575	94%	118210	50%
Ernakulam	673885	676158	100%	620111	92%	121706	34%
Idukki	193981	194548	100%	172934	89%	24937	25%
Kannur	438602	444436	101%	412293	94%	93090	41%
Kasaragod	182460	181690	100%	160234	88%	32607	30%
Kollam	497558	499449	100%	454745	91%	101554	41%
Kottayam	418008	419614	100%	383824	92%	88765	42%
Kozhikode	526896	529118	100%	479651	91%	84727	33%
Malappuram	477642	488062	102%	433934	91%	61090	28%
Palakkad	437708	439761	100%	401657	92%	92133	46%
Pathanamthitta	311297	312191	100%	280551	90%	98765	48%
Thiruvananthapuram	630465	632945	100%	571014	91%	147494	43%
Thrissur	581781	588047	101%	557573	96%	141382	46%
Wayanad	128009	128295	100%	114348	89%	24974	29%
<b>Grand Total</b>	<b>5922857</b>	<b>59,63,285</b>	<b>101%</b>	<b>54,43,444</b>	<b>92%</b>	<b>12,31,434</b>	<b>40%</b>

TABLE 6. Age-Appropriate Group (18-44 Years) Coverage as on 16/05/2022 midnight

18-44 years Coverage as on 17/05/2022 at 12 AM							
District	Target	First Dose					
		1st Dose Coverage	Percentage	2nd Dose Coverage	Percentage fully vaccinated	Precaution dose	%
Alappuzha	744178	669456	90%	630569	85%	323	2%
Ernakulam	1470864	1509122	103%	1223498	83%	1473	3%
Idukki	437537	419197	96%	332709	76%	58	1%
Kannur	947964	964561	102%	825992	87%	327	1%
Kasaragod	556876	501030	90%	407723	73%	56	0%
Kollam	1054752	932004	88%	788496	75%	336	1%
Kottayam	665544	654859	98%	564677	85%	292	1%
Kozhikode	1313678	1220470	93%	962921	73%	341	1%
Malappuram	1777378	1828343	103%	1377447	77%	175	0%
Palakkad	1088327	1085696	100%	909981	84%	200	1%
Pathanamthitta	460819	442997	96%	355223	77%	486	2%
Thiruvananthapuram	1309099	1247534	95%	1058495	81%	564	1%
Thrissur	1274465	1097290	86%	1018343	80%	942	2%
Wayanad	361152	354361	98%	300972	83%	29	0%
<b>Grand Total</b>	<b>13462633</b>	<b>1,29,26,920</b>	<b>96%</b>	<b>1,07,57,046</b>	<b>80%</b>	<b>5602</b>	<b>1%</b>
*Among those who have taken first dose							

TABLE 7. Age-Appropriate Group (15-17 Years) Coverage as on 16/05/2022 midnight

15-17 years Coverage as on 17/05/2022 at 12 AM					
District	Target	1st Dose Coverage	Percentage	2nd Dose Coverage	Percentage fully vaccinated
Alappuzha	80832	77436	96%	60436	75%
Ernakulam	172307	111890	65%	76392	44%
Idukki	51339	36275	71%	26320	51%
Kannur	97722	99753	102%	69510	71%
Kasaragod	60496	48998	81%	30646	51%
Kollam	105234	95699	91%	65346	62%
Kottayam	85400	66651	78%	45233	53%
Kozhikode	143028	106928	75%	55162	39%
Malappuram	241212	177717	74%	74588	31%
Palakkad	132742	114387	86%	78232	59%
Pathanamthitta	48854	39506	81%	29335	60%
Thiruvananthapuram	145238	102374	70%	64740	45%
Thrissur	123540	121765	99%	88056	71%
Wayanad	29245	34836	119%	21501	74%
<b>Grand Total</b>	<b>1,517,189</b>	<b>12,34,215</b>	<b>80%</b>	<b>7,85,497</b>	<b>51%</b>

Table 8: Age appropriate group (12-14 years) Coverage as on 16/05/2022 midnight

12-14 years Coverage as on 17/05/2022 at 12 AM					
District	Target	1st Dose Coverage	Percentage	2nd Dose Coverage	Percentage fully vaccinated
Alappuzha	43284	30190	70%	10620	25%
Ernakulam	90244	17933	20%	2576	3%
Idukki	29672	12988	44%	3539	12%
Kannur	89079	28078	32%	7982	9%
Kasaragod	39968	7670	19%	1372	3%
Kollam	69984	27745	40%	4559	7%
Kottayam	55571	25310	46%	3903	7%
Kozhikode	103644	9292	9%	965	1%
Malappuram	159652	18213	11%	2996	2%
Palakkad	75249	36589	49%	12650	17%
Pathanamthitta	33203	14636	44%	4168	13%
Thiruvananthapuram	93804	28483	30%	6242	7%
Thrissur	99789	42574	43%	12263	12%
Wayanad	27857	7715	28%	2176	8%
<b>Grand Total</b>	<b>10,11,000</b>	<b>3,07,416</b>	<b>30%</b>	<b>76,011</b>	<b>8%</b>

TABLE9.State Summary (18+) as on 16/05/2022 midnight

State Summary (18+) 17-05-2022 at 12 AM							
District	Target	First Dose	Percentage	Second Dose	Percentage*	Precaution Dose	Percentage
Alappuzha	1704179	1605445	94%	1510973	89%	146491	32%
Ernakulam	2954098	3109317	105%	2671617	90%	179823	24%
Idukki	869082	897235	103%	759025	87%	36176	16%
Kannur	1913861	2006561	105%	1795443	94%	125250	25%
Kasaragod	992363	971140	98%	825058	83%	43814	15%
Kollam	2093511	2069692	99%	1817978	87%	128434	25%
Kottayam	1562022	1559424	100%	1389662	89%	118681	28%
Kozhikode	2499523	2512489	101%	2123974	85%	113794	19%
Malappuram	2988358	3137953	105%	2531932	85%	92207	16%
Palakkad	2140261	2155370	101%	1888341	88%	125765	30%
Pathanamthitta	1036488	1091558	105%	934996	90%	119517	31%
Thiruvananthapuram	2675400	2708434	101%	2376548	89%	200582	27%
Thrissur	2545664	2443059	96%	2290397	90%	192316	30%
Wayanad	659698	690778	105%	608940	92%	35448	17%
<b>Grand Total</b>	<b>2,66,34,508</b>	<b>2,69,58,455</b>	<b>101%</b>	<b>2,35,24,884</b>	<b>88%</b>	<b>1658298</b>	<b>25%</b>

\*Revised target population(> 18 years) as per MOHFW is 2.67 crores

\*As per letter from Additional Secretary MOHFW- D O No 2317579/2021/Imm dated 15/09/2021

TABLE 10. Achievement for the day 16/05/2022 midnight

Daily achievement		17-05-2022		
District	First Dose	Second Dose	Precaution dose	Total Doses Administered
Alappuzha	136	521	1451	2108
Ernakulam	754	472	790	2016
Idukki	443	459	417	1319
Kannur	703	759	939	2401
Kasaragod	1537	969	405	2911
Kollam	434	427	436	1297
Kottayam	983	1688	738	3409
Kozhikode	423	1026	1217	2666
Malappuram	1256	1719	864	3839
Palakkad	594	1226	1109	2929
Pathanamthitta	639	614	565	1818
Thiruvananthapuram	45	108	280	433
Thrissur	1239	1467	2597	5303
Wayanad	173	188	118	479
<b>Grand Total</b>	<b>9359</b>	<b>11643</b>	<b>11926</b>	<b>32928</b>

\*\* Vaccine stock details couldn't be downloaded from e-VIN portal as the portal is down.

TABLE11.COVID Vaccination related sites

<a href="mailto:support@cowin.gov.in">support@cowin.gov.in</a> <a href="https://www.cowin.gov.in/home">https://www.cowin.gov.in/home</a> <a href="https://dashboard.kerala.gov.in/">https://dashboard.kerala.gov.in/</a> <a href="https://dhs.kerala.gov.in/https://aogyakeralam.gov.in/https://sha.kerala.gov.in/">https://dhs.kerala.gov.in/https://aogyakeralam.gov.in/https://sha.kerala.gov.in/</a>
-------------------------------------------------------------------------------------------------------------------------------------------------------------------------------------------------------------------------------------------------------------------------------------------------------------------------------------------------------------------------------------------------------------------

TABLE10.COVID Vaccination related Helpline numbers

National/State/District	Line1	Line2	Line3
National Helpline	1075	+91 1123978046	0120 4473222
Disha	1056	04712552056	
StateCallCenter	04712309251	04712309252	04712309255
Thiruvananthapuram	9188610100	1077	
Kollam	04742797609	8589015556	
Pathanamthitta	04682222515	04682228220	
Alappuzha	04772239999		
Kottayam	04812565200	04812304800	04812581900
Idukki	18004255640	04862232220	04862233118
Ernakulam	9072303861		
Thrissur	9400066921	9400066922	9400066923
Palakkad	04912505264	04912505189	8943341439
Malappuram	04832733253	04832737858	04832733252
Kozhikode	7594001442		
Wayanad	04936202343	04936202375	9072510900
Kannur	04972700194		
Kasargod	9061076590	9061079244	9061078026