



www.health.kerala.gov.in

**COVID-19 OUTBREAK CONTROL AND PREVENTION STATE CELL
HEALTH&FAMILY WELFARE DEPARTMENT**

www.dhs.kerala.gov.in

controlroomdhskerala@gmail.com

Kerala HEALTH-COVID-19 DAILY VACCINATION BULLETIN

Date: 17/05/2022

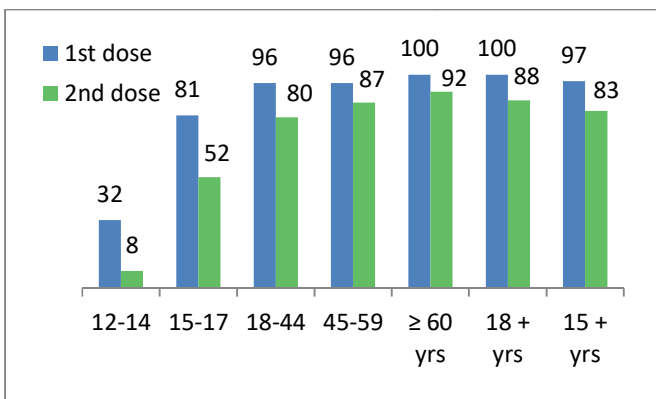
**OUR HEALTH OUR RESPONSIBILITY
VACCINE ADVISORY**

- *People who are vaccinated with Covid Vaccine are reported to have reduced Covid related ICU admissions, serious disease and death.*
- *Early vaccination is useful to safeguard our life from this deadly disease.*
- *Vaccination sessions are planned as per the availability of vaccine. All are requested to cooperate.*
- *After receiving the first dose, second dose of Covishield vaccine is to be taken between 12–16weeks and second dose of Covaxin between 4-6 weeks.*
- *Covid vaccination is currently available to all above 15 years. Children in 15-18 age group will get Covaxin.*
- *Health Staffs, Frontline workers and people above 60 years with co-morbidities will get precaution dose after 9 months or 39 weeks from the second dose. The Same vaccine administered as first and second dose is to be taken as precaution dose. People above 60 years with co-morbidities should take medical advice before receiving precaution dose.*
- *Vaccination is available free of cost in all Government covid vaccination centers, and at a nominal rate (as per the Gol order F.No.2079203/2021/Immunization) in selected private Hospitals.*
- ***ENSURE ALL YOUR ELIGIBLE FAMILY MEMBERS ARE PROTECTED BY RECEIVING ANY OF THE AVAILABLE COVID VACCINE.***
- ***“BOTH COVAXIN AND COVISHIELD ARE EQUALLY EFFECTIVE AND SAFE”***
- ***“BE FULLY PROTECTED – GET THE SECOND DOSE AT YOUR SCHEDULED TIME”***

ANALYSIS

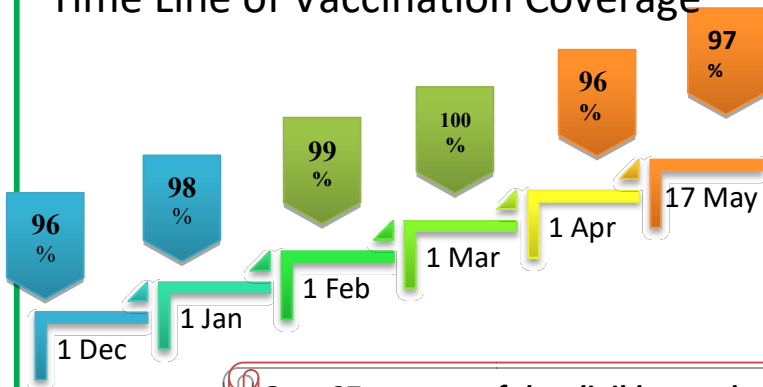
COVID-19 mass vaccinations are showing signs of preventing illness and steep decline in cases and hospital admissions in countries which done vaccination. Kerala started its vaccination for health care workers from January 16, 2021. The COVID-19 Vaccines Operational Guidelines issued by the Ministry of Health and Family Welfare, Govt. of India, 28th December 2020 and all subsequent Guidelines issued by Ministry of Health and Family Welfare, Govt of India are followed at the sites and all vaccination lanes

Summary of COVID Vaccine Administered as on 17-05-2022 midnight



- 97%** of eligible population vaccinated with a single dose till May 17
- 83%** of eligible population vaccinated with double dose till May 17
- State has vaccinated about **81%** of children aged 15 - 17 years with a single dose

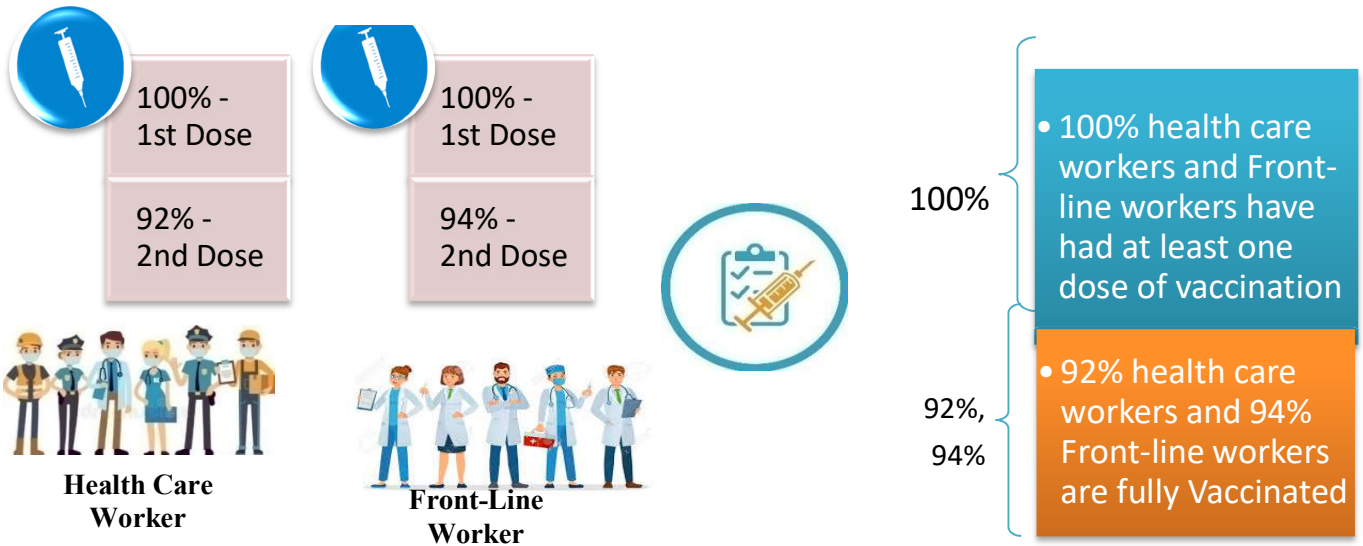
Time Line of Vaccination Coverage



Kerala began administration of COVID 19 Vaccines on 16th January, 2021. As of 17th May 2022, Kerala has administered over 54 million doses overall, including first and second doses of vaccines.

Over 97 per cent of the eligible population (15 + years) in Kerala has been administered the first dose of the Covid-19 vaccine. The state has achieved the target within 493 days since the beginning of the vaccination drive on January 16, 2021

Health Care Workers & Front-line Workers Vaccinated



Are You Vaccinated? You Still Need to Practice: SMS

- Even after vaccination, follow COVID appropriate behavior
- Practice Social Distancing and greet without physical contact
- Always wear clean face mask
- Wash your hands thoroughly and frequently or use hand sanitizer
- Follow the current COVID 19 guidelines to prevent further spread
- Stay Safe. Stay Strong. Get Vaccinated



Even After Getting Vaccinated Keep Taking Precautions to Protect Your Self



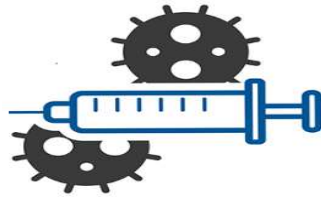
The Race Towards Full Vaccination - Weekly Trend

7th – 13th May 2022

Kerala Administered over

1.13 Lakh

COVID Vaccine Doses



From 7th – 13th Ma y 2022 on average

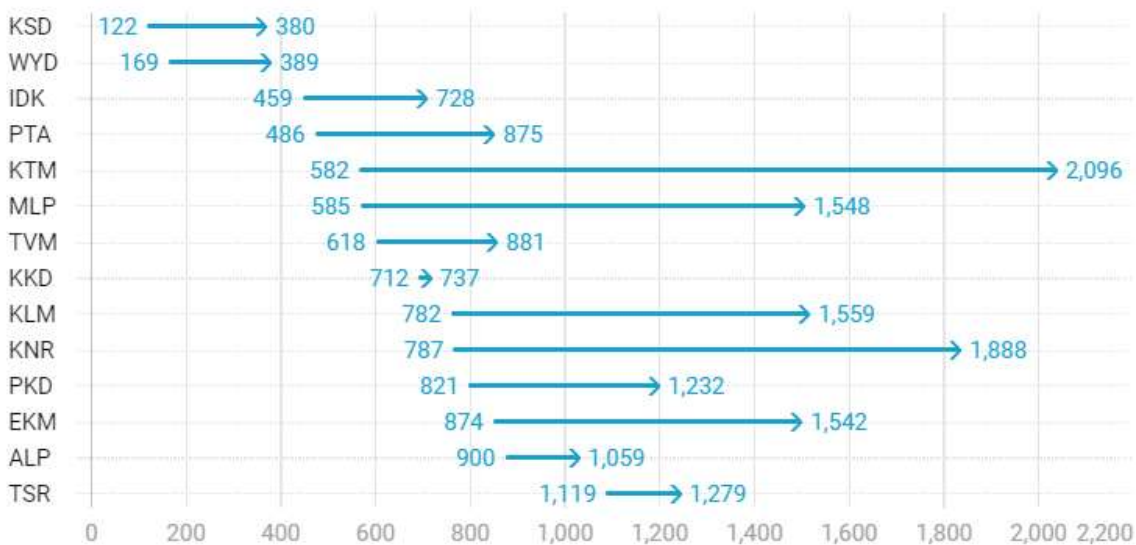
0.16 lakh

doses were administered daily.

Average Doses Administered Per day per week (in 1000)



Trend in average per day vaccination (in 1000) for the last two weeks

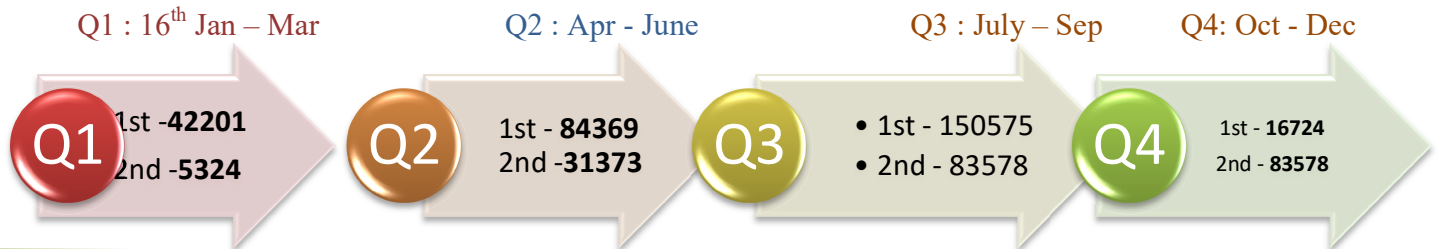


Race Against Time – Vaccination Quarterly Status

(Q1:16th Jan-Mar, Q2: Apr-June, Q3: July-Sep, Q4: Oct - Dec)

Daily Average Doses Administered per Quarter

In the first Quarter, only 42201 first doses and 5324 second doses were administered daily on average. During the second, third and fourth quarters, the daily vaccination of the first and second doses increased significantly.



Vaccination Achievement per Quarter

In the third quarter of the immunization drive, 52% of the eligible population (18 + age) in Kerala were given the first dose and 29% the second dose.

Dose Progression

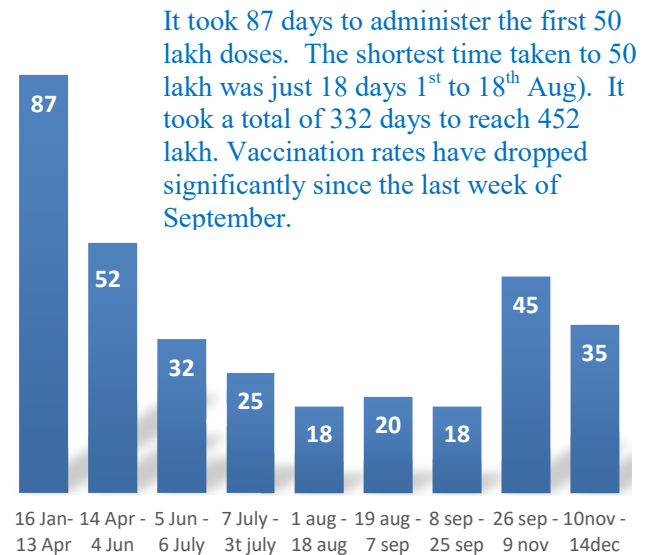
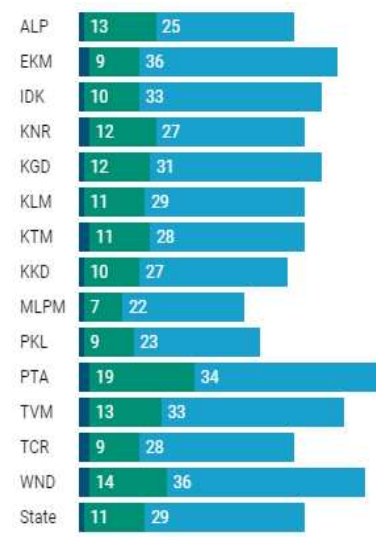
The chart shows the days taken for total COVID-19 Vaccination doses (both first and second) in Kerala to cross every 50 lakh dose mark

■ Q1 ■ Q2 ■ Q3

First Dose



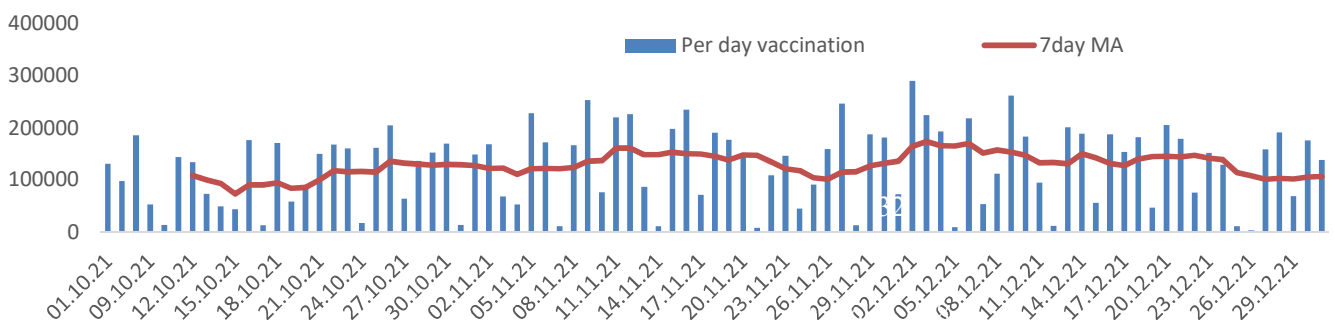
Second Dose



It took 87 days to administer the first 50 lakh doses. The shortest time taken to 50 lakh was just 18 days 1st to 18th Aug). It took a total of 332 days to reach 452 lakh. Vaccination rates have dropped significantly since the last week of September.

Vaccine Administered per Day and 7 days Moving Average in Last Quarter (Oct -Dec)

The seven-day moving average of daily doses in the last quarter showed a peak on December 2nd and continued to fluctuate thereafter



Important Message to the Public

- a. *Infection or infection rate is only a part and disease manifestation of disease is to be monitored*
- b. *Fatality among vaccinated people is very less. Disease severity among vaccinated people is less.*
- c. *People with comorbidity should be careful. Once detected covid positive they should get admitted and do not stay at home.*
- d. *Death among non-vaccinated people, especially people with comorbidity is because of late arrival in hospitals*
- e. *Diabetes and Hypertension together is the most common cause of patient death if they arrive late.*
- f. *Vaccinated people, only if symptomatic are advised to consult Doctor.*
- g. *Non Vaccinated people, if symptomatic, may do RTPCR test*
- h. *Antigen testing is only for emergency purpose*
- i. *Non vaccinated people with co-morbidities to do testing by RTPCR and consult doctor*
- j. *Repeat RTPCR is not needed among the people who are detected COVID positive in the previous 2 months*
- k. *All young person detected positive and at home isolation should do glucose test*

TABLE1.Total Vaccination done in the State as on 17/05/2022 midnight

State Summary (15+ years)-Total doses administered till 18/05/2022 at 12 AM								
District	Target	First Dose	Percent age	Second Dose	Percentage*	Precaution Dose	Percentage	Total doses administered
Alappuzha	1829568	1714447	94%	1583795	87%	146637	32%	34,44,879
Ernakulam	3217878	3241959	101%	2752473	86%	181572	24%	61,76,004
Idukki	950762	947626	100%	789508	83%	36351	16%	17,73,485
Kannur	2100307	2136322	102%	1874593	89%	126019	25%	41,36,934
Kasaragod	1092141	1029672	94%	857520	78%	43838	15%	19,31,030
Kollam	2268371	2194188	97%	1889458	83%	130450	25%	42,14,096
Kottayam	1704500	1652162	97%	1440211	85%	118986	28%	32,11,359
Kozhikode	2746273	2629149	96%	2180508	79%	114157	19%	49,23,814
Malappuram	3386535	3334944	98%	2610461	77%	92619	16%	60,38,024
Palakkad	2349082	2307550	98%	1981859	84%	126665	30%	44,16,074
Pathanamthitta	1118564	1146419	102%	969169	87%	120098	31%	22,35,686
Thiruvananthapuram	2914006	2839565	97%	2449153	84%	204404	27%	54,93,122
Thrissur	2767777	2608432	94%	2393666	86%	196958	31%	51,99,056
Wayanad	716933	736372	103%	633758	88%	35518	17%	14,05,648
Grand Total	29,162,697	2,85,18,807	97%	2,44,06,132	83%	16,74,272	25%	5,45,99,211

TABLE2.Covid-19 Vaccination Center Functional in the State as on 17/05/2022 midnight

DISTRICTS	12+	15+	18+	Total
Alappuzha	84	0	6	90
Ernakulam	22	11	44	77
Idukki	10	7	10	27
Kannur	31	14	27	72
Kasaragod	9	0	4	13
Kollam	10	21	52	83
Kottayam	2	79	15	96
Kozhikode	8	4	21	33
Malappuram	18	11	16	45
Palakkad	22	24	31	77
Pathanamthitta	15	13	23	51
Thiruvananthapuram	0	3	119	122
Thrissur	6	81	101	188
Wayanad	32	32	3	67
GrandTotal	269	300	472	1041

TABLE3. Health Care Workers Coverage as on 17/05/2022 midnight

<i>DISTRICT</i>	<i>1st DOSE</i>	<i>2nd Dose</i>	<i>% fully vaccinated</i>	<i>Precaution dose</i>	<i>Precaution dose (%) *</i>
Alappuzha	29022	27223	94%	13289	53%
Ernakulam	85566	75784	89%	30867	44%
Idukki	13554	13001	96%	5653	47%
Kannur	40388	37529	93%	17993	52%
Kasaragod	11610	10812	93%	4750	48%
Kollam	36039	33813	94%	14730	49%
Kottayam	38706	36292	94%	16507	50%
Kozhikode	52734	47947	91%	17650	41%
Malappuram	44834	41984	94%	17238	48%
Palakkad	34674	32008	92%	15393	53%
Pathanamthitta	29337	25076	85%	11466	50%
Thiruvananthapuram	73426	66375	90%	26532	45%
Thrissur	51909	49183	95%	26039	58%
Wayanad	13978	13286	95%	6301	51%
Grand Total	555777	510313	92%	224408	48%

1st Dose coverage for HCW is 100%

*Proportion of beneficiaries who are eligible (completed 9 months after 2nd dose)

TABLE4. Frontline workers Coverage as on 17/05/2022 midnight

<i>DISTRICT</i>	<i>1st dose</i>	<i>2nd Dose</i>	<i>% fully vaccinated</i>	<i>Precaution dose</i>	<i>Precaution dose(%) *</i>
Alappuzha	39128	36742	94%	12825	38%
Ernakulam	54934	50334	92%	17697	39%
Idukki	22995	21337	93%	5188	28%
Kannur	41382	39960	97%	12069	33%
Kasaragod	24615	22468	91%	6139	30%
Kollam	42235	38826	92%	10020	29%
Kottayam	32141	30597	95%	10646	38%
Kozhikode	55273	52548	95%	9030	19%
Malappuram	53913	51260	95%	12784	28%
Palakkad	48097	45528	95%	15759	38%
Pathanamthitta	25250	22528	89%	6857	34%
Thiruvananthapuram	73000	67611	93%	20739	36%
Thrissur	41908	40731	97%	17246	46%
Wayanad	17021	16093	95%	3954	27%
Grand Total	571892	536563	94%	160953	33%

1st Dose coverage for FLW is 100%

*Proportion of beneficiaries who are eligible (completed 9 months after 2nd dose)

TABLE5.Age-Appropriate Group (45-59 Years) Coverage as on 17/05/2022 midnight

Table 5: Age appropriate group (45-59 years) coverage							
45-59 years Coverage as on			18/05/2022	at 12 AM			
District	Target	1st Dose Coverage	Percentage	2nd Dose Coverage	Percentage fully vaccinated	Precaution dose	%
Alappuzha	535436	438871	82%	415873	78%	1892	1%
Ernakulam	809349	783551	97%	701970	87%	8363	4%
Idukki	237564	246944	104%	219053	92%	356	0%
Kannur	527295	515805	98%	479739	91%	1873	1%
Kasaragod	253027	252197	100%	223821	88%	273	0%
Kollam	541201	559982	103%	502261	93%	1982	1%
Kottayam	478470	414106	87%	374291	78%	2548	2%
Kozhikode	658949	654907	99%	580950	88%	2118	1%
Malappuram	733338	722811	99%	627378	86%	992	0%
Palakkad	614226	547143	89%	499242	81%	2387	2%
Pathanamthitta	264372	281788	107%	251635	95%	2030	2%
Thiruvananthapuram	735836	681549	93%	613265	83%	5704	2%
Thrissur	689418	663918	96%	624750	91%	7034	3%
Wayanad	170537	177123	104%	164245	96%	202	0%
Grand Total	7249018	69,40,695	96%	62,78,473	87%	37754	2%

TABLE6.Age-Appropriate Group (≥60 Years) Coverage as on 17/05/2022midnight

Table 6: Age appropriate group (≥ 60 years) coverage							
≥ 60 years Coverage as on			18/05/2022	at 12 AM			
District	Target	1st Dose Coverage	Percentage	2nd Dose Coverage	Percentage fully vaccinated	Precaution dose	%
Alappuzha	424565	428986	101%	400579	94%	118288	50%
Ernakulam	673885	676167	100%	620150	92%	123122	34%
Idukki	193981	194552	100%	172945	89%	25090	25%
Kannur	438602	444440	101%	412345	94%	93737	41%
Kasaragod	182460	181690	100%	160235	88%	32617	30%
Kollam	497558	499462	100%	454829	91%	103348	42%
Kottayam	418008	419619	100%	383832	92%	88974	42%
Kozhikode	526896	529120	100%	479667	91%	84989	33%
Malappuram	477642	488065	102%	433979	91%	61421	28%
Palakkad	437708	439765	100%	401702	92%	92912	46%
Pathanamthitta	311297	312194	100%	280562	90%	99225	49%
Thiruvananthapuram	630465	632965	100%	571161	91%	150813	44%
Thrissur	581781	588063	101%	557709	96%	145649	48%
Wayanad	128009	128295	100%	114352	89%	25031	29%
Grand Total	5922857	59,63,383	101%	54,44,047	92%	12,45,216	40%

TABLE 6. Age-Appropriate Group (18-44 Years) Coverage as on 17/05/2022 midnight

18-44 years Coverage as on 18/05/2022 at 12 AM							
District	Target	First Dose					
		1st Dose Coverage	Percentage	2nd Dose Coverage	Percentage fully vaccinated	Precaution dose	%
Alappuzha	744178	669468	90%	630601	85%	343	2%
Ernakulam	1470864	1509218	103%	1224049	83%	1523	3%
Idukki	437537	419214	96%	332807	76%	64	1%
Kannur	947964	964622	102%	826432	87%	347	1%
Kasaragod	556876	501058	90%	407790	73%	59	0%
Kollam	1054752	932098	88%	789300	75%	370	1%
Kottayam	665544	654910	98%	564983	85%	311	1%
Kozhikode	1313678	1220517	93%	963167	73%	370	1%
Malappuram	1777378	1828440	103%	1377934	78%	184	0%
Palakkad	1088327	1085766	100%	910662	84%	214	1%
Pathanamthitta	460819	443031	96%	355367	77%	520	3%
Thiruvananthapuram	1309099	1247744	95%	1059731	81%	616	1%
Thrissur	1274465	1097384	86%	1019596	80%	990	2%
Wayanad	361152	354390	98%	301132	83%	30	0%
Grand Total	13462633	1,29,27,860	96%	1,07,63,551	80%	5941	1%
*Among those who have taken first dose							

TABLE 7. Age-Appropriate Group (15-17 Years) Coverage as on 17/05/2022 midnight

15-17 years Coverage as on 18/05/2022 at 12 AM					
District	Target	1st Dose Coverage	Percentage	2nd Dose Coverage	Percentage fully vaccinated
Alappuzha	80832	77436	96%	60436	75%
Ernakulam	172307	112213	65%	77136	45%
Idukki	51339	36432	71%	26469	52%
Kannur	97722	99887	102%	69791	71%
Kasaragod	60496	49212	81%	30898	51%
Kollam	105234	95819	91%	65676	62%
Kottayam	85400	67263	79%	46282	54%
Kozhikode	143028	106949	75%	55228	39%
Malappuram	241212	177817	74%	74765	31%
Palakkad	132742	114598	86%	78993	60%
Pathanamthitta	48854	39595	81%	29469	60%
Thiruvananthapuram	145238	102397	71%	64768	45%
Thrissur	123540	122201	99%	89247	72%
Wayanad	29245	35268	121%	22063	75%
Grand Total	1,517,189	12,37,087	81%	7,91,221	52%

Table 8: Age appropriate group (12-14 years) Coverage as on 17/05/2022 midnight

12-14 years Coverage as on 18/05/2022 at 12 AM					
District	Target	1st Dose Coverage	Percentage	2nd Dose Coverage	Percentage fully vaccinated
Alappuzha	43284	31536	73%	12341	29%
Ernakulam	90244	20310	23%	3050	3%
Idukki	29672	13935	47%	3896	13%
Kannur	89079	29798	33%	8797	10%
Kasaragod	39968	9290	23%	1496	4%
Kollam	69984	28553	41%	4753	7%
Kottayam	55571	25417	46%	3934	7%
Kozhikode	103644	9649	9%	1001	1%
Malappuram	159652	19064	12%	3161	2%
Palakkad	75249	37507	50%	13724	18%
Pathanamthitta	33203	15224	46%	4532	14%
Thiruvananthapuram	93804	28484	30%	6242	7%
Thrissur	99789	43049	43%	12450	12%
Wayanad	27857	10297	37%	2587	9%
Grand Total	10,11,000	3,22,113	32%	81,964	8%

TABLE9.State Summary (18+) as on 17/05/2022 midnight

State Summary (18+) 18-05-2022 at 12 AM							
District	Target	First Dose	Percentage	Second Dose	Percentage*	Precaution Dose	Percentage
Alappuzha	1704179	1605475	94%	1511018	89%	146637	32%
Ernakulam	2954098	3109436	105%	2672287	90%	181572	24%
Idukki	869082	897259	103%	759143	87%	36351	16%
Kannur	1913861	2006637	105%	1796005	94%	126019	25%
Kasaragod	992363	971170	98%	825126	83%	43838	15%
Kollam	2093511	2069816	99%	1819029	87%	130450	25%
Kottayam	1562022	1559482	100%	1389995	89%	118986	28%
Kozhikode	2499523	2512551	101%	2124279	85%	114157	19%
Malappuram	2988358	3138063	105%	2532535	85%	92619	16%
Palakkad	2140261	2155445	101%	1889142	88%	126665	30%
Pathanamthitta	1036488	1091600	105%	935168	90%	120098	31%
Thiruvananthapuram	2675400	2708684	101%	2378143	89%	204404	27%
Thrissur	2545664	2443182	96%	2291969	90%	196958	31%
Wayanad	659698	690807	105%	609108	92%	35518	17%
Grand Total	2,66,34,508	2,69,59,607	101%	2,35,32,947	88%	1674272	25%

*Revised target population(> 18 years) as per MOHFW is 2.67 crores

*As per letter from Additional Secretary MOHFW- D O No 2317579/2021/Imm dated 15/09/2021

TABLE 10. Achievement for the day 17/05/2022 midnight

Daily achievement		18-05-2022		
District	First Dose	Second Dose	Precaution dose	Total Doses Administered
Alappuzha	1376	1766	145	3287
Ernakulam	2819	1888	1749	6456
Idukki	1127	625	175	1927
Kannur	1930	1659	769	4358
Kasaragod	1862	442	23	2327
Kollam	1052	1575	2016	4643
Kottayam	777	1413	304	2494
Kozhikode	404	394	342	1140
Malappuram	1059	939	408	2406
Palakkad	1202	2635	896	4733
Pathanamthitta	718	669	577	1964
Thiruvananthapuram	273	1623	3809	5705
Thrissur	1034	2952	4631	8617
Wayanad	3038	1140	70	4248
Grand Total	18671	19720	15914	54305

** Vaccine stock details couldn't be downloaded from e-VIN portal as the portal is down.

TABLE11.COVID Vaccination related sites

support@cowin.gov.in https://www.cowin.gov.in/home https://dashboard.kerala.gov.in/ https://dhs.kerala.gov.in/https://aogyakeralam.gov.in/https://sha.kerala.gov.in/

TABLE10.COVID Vaccination related Helpline numbers

National/State/District	Line1	Line2	Line3
National Helpline	1075	+91 1123978046	0120 4473222
Disha	1056	04712552056	
StateCallCenter	04712309251	04712309252	04712309255
Thiruvananthapuram	9188610100	1077	
Kollam	04742797609	8589015556	
Pathanamthitta	04682222515	04682228220	
Alappuzha	04772239999		
Kottayam	04812565200	04812304800	04812581900
Idukki	18004255640	04862232220	04862233118
Ernakulam	9072303861		
Thrissur	9400066921	9400066922	9400066923
Palakkad	04912505264	04912505189	8943341439
Malappuram	04832733253	04832737858	04832733252
Kozhikode	7594001442		
Wayanad	04936202343	04936202375	9072510900
Kannur	04972700194		
Kasargod	9061076590	9061079244	9061078026