



www.health.kerala.gov.in

**COVID-19 OUTBREAK CONTROL AND PREVENTION STATE CELL
HEALTH&FAMILY WELFARE DEPARTMENT**

www.dhs.kerala.gov.in

controlroomdhskerala@gmail.com

Kerala HEALTH-COVID-19 DAILY VACCINATION BULLETIN

Date: 18/05/2022

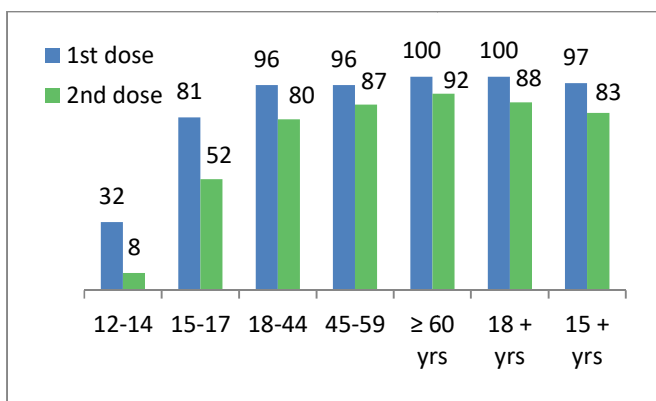
**OUR HEALTH OUR RESPONSIBILITY
VACCINE ADVISORY**

- *People who are vaccinated with Covid Vaccine are reported to have reduced Covid related ICU admissions, serious disease and death.*
- *Early vaccination is useful to safeguard our life from this deadly disease.*
- *Vaccination sessions are planned as per the availability of vaccine. All are requested to cooperate.*
- *After receiving the first dose, second dose of Covishield vaccine is to be taken between 12–16weeks and second dose of Covaxin between 4-6 weeks.*
- *Covid vaccination is currently available to all above 15 years. Children in 15-18 age group will get Covaxin.*
- *Health Staffs, Frontline workers and people above 60 years with co-morbidities will get precaution dose after 9 months or 39 weeks from the second dose. The Same vaccine administered as first and second dose is to be taken as precaution dose. People above 60 years with co-morbidities should take medical advice before receiving precaution dose.*
- *Vaccination is available free of cost in all Government covid vaccination centers, and at a nominal rate (as per the Gol order F.No.2079203/2021/Immunization) in selected private Hospitals.*
- ***ENSURE ALL YOUR ELIGIBLE FAMILY MEMBERS ARE PROTECTED BY RECEIVING ANY OF THE AVAILABLE COVID VACCINE.***
- ***“BOTH COVAXIN AND COVISHIELD ARE EQUALLY EFFECTIVE AND SAFE”***
- ***“BE FULLY PROTECTED – GET THE SECOND DOSE AT YOUR SCHEDULED TIME”***

ANALYSIS


COVID-19 mass vaccinations are showing signs of preventing illness and steep decline in cases and hospital admissions in countries which done vaccination. Kerala started its vaccination for health care workers from January 16, 2021. The COVID-19 Vaccines Operational Guidelines issued by the Ministry of Health and Family Welfare, Govt. of India, 28th December 2020 and all subsequent Guidelines issued by Ministry of Health and Family Welfare, Govt of India are followed at the sites and all vaccination lanes

Summary of COVID Vaccine Administered as on 18-05-2022 midnight



- 97%** of eligible population vaccinated with a single dose till May 18
- 83%** of eligible population vaccinated with double dose till May 18
- State has vaccinated about **81%** of children aged 15 - 17 years with a single dose

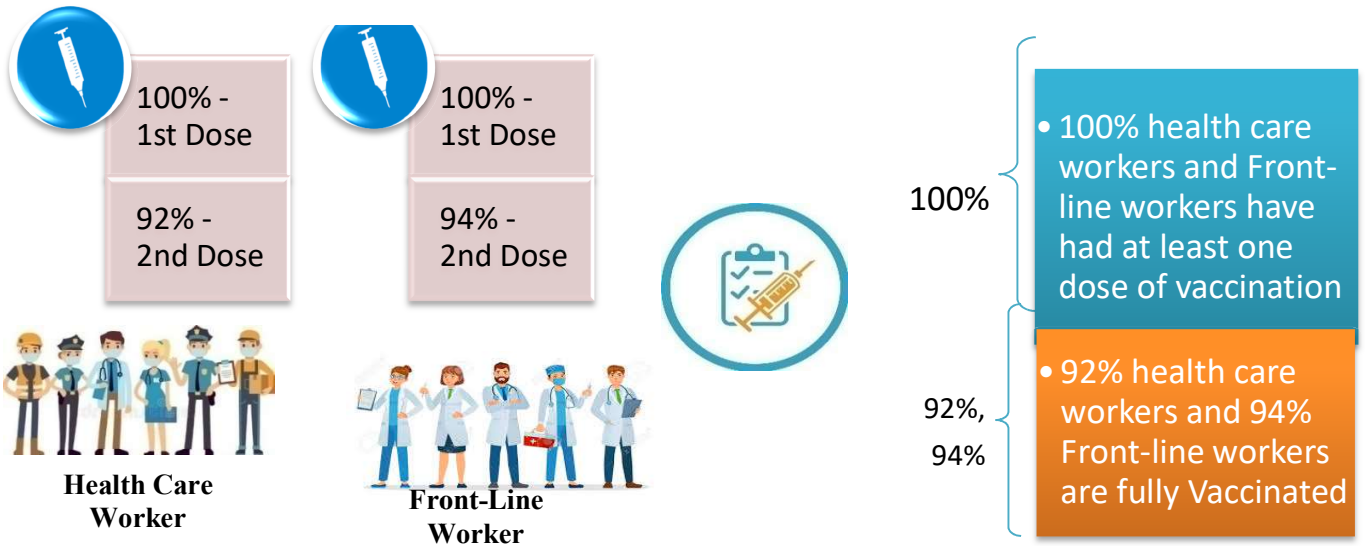
Time Line of Vaccination Coverage



Kerala began administration of COVID 19 Vaccines on 16th January, 2021. As of 18th May 2022, Kerala has administered over 54 million doses overall, including first and second doses of vaccines.

Over 97 per cent of the eligible population (15 + years) in Kerala has been administered the first dose of the Covid-19 vaccine. The state has achieved the target within 494 days since the beginning of the vaccination drive on January 16, 2021

Health Care Workers & Front-line Workers Vaccinated



Are You Vaccinated? You Still Need to Practice: SMS

- Even after vaccination, follow COVID appropriate behavior
- Practice Social Distancing and greet without physical contact
- Always wear clean face mask
- Wash your hands thoroughly and frequently or use hand sanitizer
- Follow the current COVID 19 guidelines to prevent further spread
- Stay Safe. Stay Strong. Get Vaccinated



Even After Getting Vaccinated Keep Taking Precautions to Protect Your Self



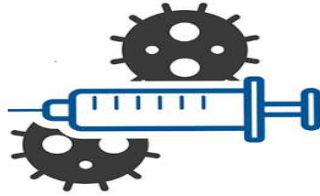
The Race Towards Full Vaccination - Weekly Trend

7th – 13th May 2022

Kerala Administered over

1.13 Lakh

COVID Vaccine Doses



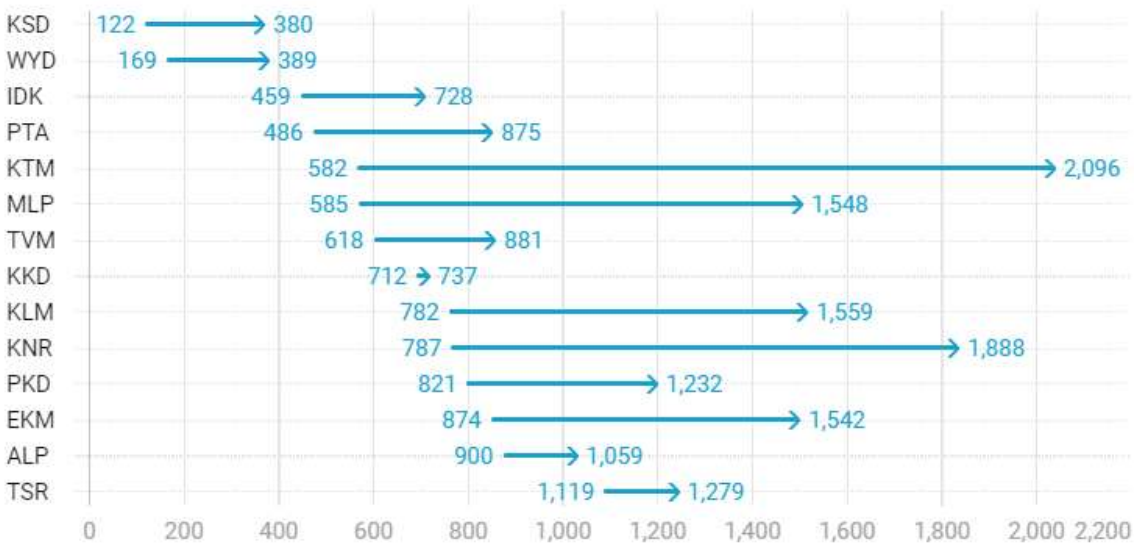
From 7th – 13th Ma y 2022 on average

0.16 lakh doses were administered daily.

Average Doses Administered Per day per week (in 1000)



Trend in average per day vaccination (in 1000) for the last two weeks



Race Against Time – Vaccination Quarterly Status

(Q1:16th Jan-Mar, Q2: Apr-June, Q3: July-Sep, Q4: Oct - Dec)

Daily Average Doses Administered per Quarter

In the first Quarter, only 42201 first doses and 5324 second doses were administered daily on average. During the second, third and fourth quarters, the daily vaccination of the first and second doses increased significantly.



Vaccination Achievement per Quarter

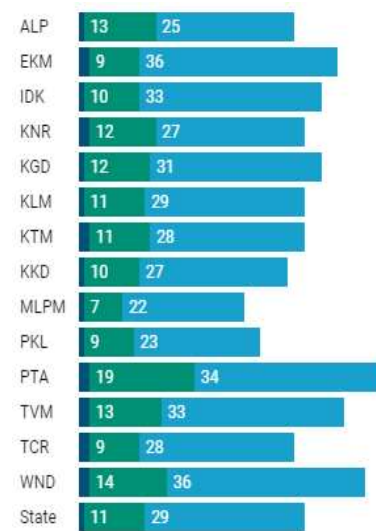
In the third quarter of the immunization drive, 52% of the eligible population (18 + age) in Kerala were given the first dose and 29% the second dose.

■ Q1 ■ Q2 ■ Q3

First Dose

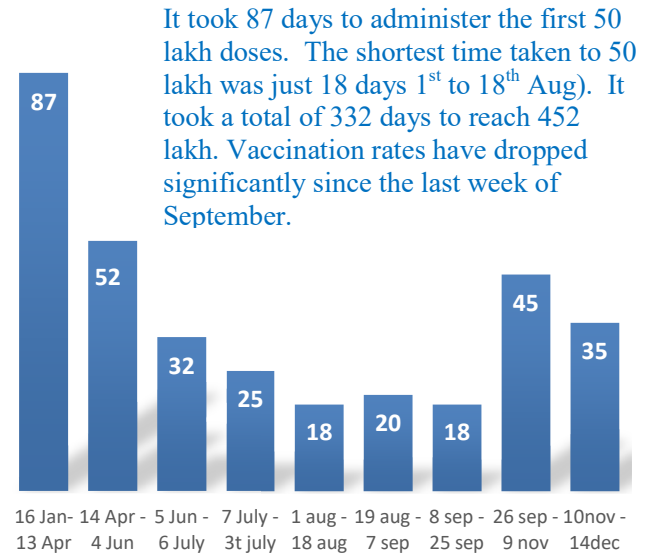


Second Dose



Dose Progression

The chart shows the days taken for total COVID-19 Vaccination doses (both first and second) in Kerala to cross every 50 lakh dose mark



Vaccine Administered per Day and 7 days Moving Average in Last Quarter (Oct -Dec)

The seven-day moving average of daily doses in the last quarter showed a peak on December 2nd and continued to fluctuate thereafter



Important Message to the Public

- a. *Infection or infection rate is only a part and disease manifestation of disease is to be monitored*
- b. *Fatality among vaccinated people is very less. Disease severity among vaccinated people is less.*
- c. *People with comorbidity should be careful. Once detected covid positive they should get admitted and do not stay at home.*
- d. *Death among non-vaccinated people, especially people with comorbidity is because of late arrival in hospitals*
- e. *Diabetes and Hypertension together is the most common cause of patient death if they arrive late.*
- f. *Vaccinated people, only if symptomatic are advised to consult Doctor.*
- g. *Non Vaccinated people, if symptomatic, may do RTPCR test*
- h. *Antigen testing is only for emergency purpose*
- i. *Non vaccinated people with co-morbidities to do testing by RTPCR and consult doctor*
- j. *Repeat RTPCR is not needed among the people who are detected COVID positive in the previous 2 months*
- k. *All young person detected positive and at home isolation should do glucose test*

TABLE1.Total Vaccination done in the State as on 18/05/2022 midnight

State Summary (15+ years)-Total doses administered till 19/05/2022 at 12 AM								
District	Target	First Dose	Percent age	Second Dose	Percentage*	Precaution Dose	Percentage	Total doses administered
Alappuzha	1829568	1714525	94%	1583868	87%	146717	32%	34,45,110
Ernakulam	3217878	3242188	101%	2752553	86%	181877	24%	61,76,618
Idukki	950762	947779	100%	789620	83%	36397	16%	17,73,796
Kannur	2100307	2136578	102%	1874718	89%	126132	25%	41,37,428
Kasaragod	1092141	1029769	94%	857606	78%	43890	15%	19,31,265
Kollam	2268371	2194858	97%	1889554	83%	130555	25%	42,14,967
Kottayam	1704500	1652190	97%	1440238	85%	119105	28%	32,11,533
Kozhikode	2746273	2629323	96%	2180686	79%	114362	19%	49,24,371
Malappuram	3386535	3335668	98%	2610780	77%	92775	16%	60,39,223
Palakkad	2349082	2307789	98%	1981984	84%	126820	30%	44,16,593
Pathanamthitta	1118564	1146423	102%	969176	87%	120207	31%	22,35,806
Thiruvananthapuram	2914006	2839581	97%	2449224	84%	204644	27%	54,93,449
Thrissur	2767777	2608450	94%	2393745	86%	197272	31%	51,99,467
Wayanad	716933	736470	103%	633871	88%	35548	17%	14,05,889
Grand Total	29,162,697	2,85,21,591	97%	2,44,07,623	83%	16,76,301	25%	5,46,05,515

TABLE2.Covid-19 Vaccination Center Functional in the State as on 18/05/2022 midnight

DISTRICTS	12+	15+	18+	Total
Alappuzha	0	0	9	9
Ernakulam	1	0	32	33
Idukki	1	1	4	6
Kannur	3	0	12	15
Kasaragod	3	0	28	31
Kollam	6	1	7	14
Kottayam	0	1	8	9
Kozhikode	3	1	18	22
Malappuram	11	2	9	22
Palakkad	3	1	13	17
Pathanamthitta	0	0	4	4
Thiruvananthapuram	0	2	17	19
Thrissur	0	1	21	22
Wayanad	1	1	3	5
GrandTotal	32	11	185	228

TABLE3. Health Care Workers Coverage as on 18/05/2022 midnight

<i>DISTRICT</i>	<i>1st DOSE</i>	<i>2nd Dose</i>	<i>% fully vaccinated</i>	<i>Precaution dose</i>	<i>Precaution dose (%) *</i>
Alappuzha	29022	27223	94%	13291	53%
Ernakulam	85566	75785	89%	30880	44%
Idukki	13554	13001	96%	5658	47%
Kannur	40388	37529	93%	17999	52%
Kasaragod	11610	10812	93%	4755	48%
Kollam	36039	33813	94%	14748	49%
Kottayam	38706	36292	94%	16513	50%
Kozhikode	52734	47948	91%	17662	41%
Malappuram	44834	41984	94%	17248	48%
Palakkad	34674	32008	92%	15398	53%
Pathanamthitta	29337	25076	85%	11477	50%
Thiruvananthapuram	73426	66377	90%	26566	44%
Thrissur	51909	49183	95%	26044	58%
Wayanad	13978	13286	95%	6307	51%
Grand Total	555777	510317	92%	224546	48%

1st Dose coverage for HCW is 100%

*Proportion of beneficiaries who are eligible (completed 9 months after 2nd dose)

TABLE4. Frontline workers Coverage as on 18/05/2022 midnight

<i>DISTRICT</i>	<i>1st dose</i>	<i>2nd Dose</i>	<i>% fully vaccinated</i>	<i>Precaution dose</i>	<i>Precaution dose(%) *</i>
Alappuzha	39128	36742	94%	12831	38%
Ernakulam	54934	50334	92%	17704	39%
Idukki	22995	21337	93%	5188	28%
Kannur	41382	39960	97%	12071	32%
Kasaragod	24615	22468	91%	6143	30%
Kollam	42235	38826	92%	10022	29%
Kottayam	32141	30597	95%	10649	38%
Kozhikode	55273	52548	95%	9039	19%
Malappuram	53913	51261	95%	12787	28%
Palakkad	48097	45529	95%	15770	38%
Pathanamthitta	25250	22528	89%	6858	34%
Thiruvananthapuram	73000	67611	93%	20772	36%
Thrissur	41908	40731	97%	17254	46%
Wayanad	17021	16093	95%	3955	27%
Grand Total	571892	536565	94%	161043	33%

1st Dose coverage for FLW is 100%

*Proportion of beneficiaries who are eligible (completed 9 months after 2nd dose)

TABLE5.Age-Appropriate Group (45-59 Years) Coverage as on 18/05/2022 midnight

Table 5: Age appropriate group (45-59 years) coverage							
45-59 years Coverage as on			19/05/2022 at 12 AM				
District	Target	1st Dose Coverage	Percentage	2nd Dose Coverage	Percentage fully vaccinated	Precaution dose	%
Alappuzha	535436	438873	82%	415876	78%	1914	1%
Ernakulam	809349	783551	97%	701980	87%	8472	4%
Idukki	237564	246946	104%	219054	92%	366	0%
Kannur	527295	515806	98%	479750	91%	1898	1%
Kasaragod	253027	252198	100%	223824	88%	273	0%
Kollam	541201	559983	103%	502264	93%	2023	1%
Kottayam	478470	414106	87%	374291	78%	2596	2%
Kozhikode	658949	654918	99%	580961	88%	2141	1%
Malappuram	733338	722816	99%	627397	86%	1031	1%
Palakkad	614226	547144	89%	499247	81%	2420	2%
Pathanamthitta	264372	281789	107%	251635	95%	2084	2%
Thiruvananthapuram	735836	681549	93%	613269	83%	5745	2%
Thrissur	689418	663919	96%	624759	91%	7155	3%
Wayanad	170537	177123	104%	164246	96%	210	0%
Grand Total	7249018	69,40,721	96%	62,78,553	87%	38328	2%

TABLE6.Age-Appropriate Group (≥60 Years) Coverage as on 18/05/2022midnight

Table 6: Age appropriate group (≥ 60 years) coverage							
≥ 60 years Coverage as on			19/05/2022 at 12 AM				
District	Target	1st Dose Coverage	Percentage	2nd Dose Coverage	Percentage fully vaccinated	Precaution dose	%
Alappuzha	424565	428986	101%	400584	94%	118324	50%
Ernakulam	673885	676174	100%	620151	92%	123246	34%
Idukki	193981	194552	100%	172947	89%	25116	25%
Kannur	438602	444441	101%	412346	94%	93783	41%
Kasaragod	182460	181690	100%	160242	88%	32657	30%
Kollam	497558	499462	100%	454841	91%	103382	42%
Kottayam	418008	419619	100%	383838	92%	89027	41%
Kozhikode	526896	529122	100%	479672	91%	85118	33%
Malappuram	477642	488066	102%	433993	91%	61510	28%
Palakkad	437708	439766	100%	401709	92%	93003	46%
Pathanamthitta	311297	312194	100%	280562	90%	99235	48%
Thiruvananthapuram	630465	632967	100%	571163	91%	150891	44%
Thrissur	581781	588064	101%	557712	96%	145784	48%
Wayanad	128009	128295	100%	114352	89%	25040	29%
Grand Total	5922857	59,63,398	101%	54,44,112	92%	12,46,116	40%

TABLE 6. Age-Appropriate Group (18-44 Years) Coverage as on 18/05/2022 midnight

18-44 years Coverage as on 19/05/2022 at 12 AM							
District	Target	First Dose					
		1st Dose Coverage	Percentage	2nd Dose Coverage	Percentage fully vaccinated	Precaution dose	%
Alappuzha	744178	669470	90%	630620	85%	357	2%
Ernakulam	1470864	1509231	103%	1224088	83%	1575	3%
Idukki	437537	419216	96%	332819	76%	69	1%
Kannur	947964	964632	102%	826483	87%	381	1%
Kasaragod	556876	501074	90%	407854	73%	62	0%
Kollam	1054752	932103	88%	789326	75%	380	1%
Kottayam	665544	654914	98%	564994	85%	320	1%
Kozhikode	1313678	1220562	93%	963271	73%	402	1%
Malappuram	1777378	1828471	103%	1378076	78%	199	0%
Palakkad	1088327	1085775	100%	910709	84%	229	1%
Pathanamthitta	460819	443034	96%	355374	77%	553	3%
Thiruvananthapuram	1309099	1247752	95%	1059765	81%	670	1%
Thrissur	1274465	1097395	86%	1019647	80%	1035	3%
Wayanad	361152	354393	98%	301155	83%	36	0%
Grand Total	13462633	1,29,28,022	96%	1,07,64,181	80%	6268	1%
*Among those who have taken first dose							

TABLE 7. Age-Appropriate Group (15-17 Years) Coverage as on 18/05/2022 midnight

15-17 years Coverage as on 19/05/2022 at 12 AM					
District	Target	1st Dose Coverage	Percentage	2nd Dose Coverage	Percentage fully vaccinated
Alappuzha	80832	77436	96%	60436	75%
Ernakulam	172307	112214	65%	77138	45%
Idukki	51339	36461	71%	26499	52%
Kannur	97722	99887	102%	69791	71%
Kasaragod	60496	49214	81%	30910	51%
Kollam	105234	95835	91%	65694	62%
Kottayam	85400	67268	79%	46292	54%
Kozhikode	143028	106962	75%	55245	39%
Malappuram	241212	177826	74%	74808	31%
Palakkad	132742	114615	86%	79042	60%
Pathanamthitta	48854	39595	81%	29469	60%
Thiruvananthapuram	145238	102404	71%	64797	45%
Thrissur	123540	122206	99%	89263	72%
Wayanad	29245	35274	121%	22081	76%
Grand Total	1,517,189	12,37,197	81%	7,91,465	52%

Table 8: Age appropriate group (12-14 years) Coverage as on 18/05/2022 midnight

12-14 years Coverage as on 19/05/2022 at 12 AM					
District	Target	1st Dose Coverage	Percentage	2nd Dose Coverage	Percentage fully vaccinated
Alappuzha	43284	31610	73%	12387	29%
Ernakulam	90244	20518	23%	3077	3%
Idukki	29672	14055	47%	3963	13%
Kannur	89079	30042	34%	8859	10%
Kasaragod	39968	9368	23%	1496	4%
Kollam	69984	29201	42%	4790	7%
Kottayam	55571	25436	46%	3934	7%
Kozhikode	103644	9752	9%	1041	1%
Malappuram	159652	19742	12%	3261	2%
Palakkad	75249	37718	50%	13740	18%
Pathanamthitta	33203	15224	46%	4532	14%
Thiruvananthapuram	93804	28483	30%	6242	7%
Thrissur	99789	43049	43%	12450	12%
Wayanad	27857	10386	37%	2658	10%
Grand Total	10,11,000	3,24,584	32%	82,430	8%

TABLE9.State Summary (18+) as on 18/05/2022 midnight

State Summary (18+) 19-05-2022 at 12 AM							
District	Target	First Dose	Percentage	Second Dose	Percentage*	Precaution Dose	Percentage
Alappuzha	1704179	1605479	94%	1511045	89%	146717	32%
Ernakulam	2954098	3109456	105%	2672338	90%	181877	24%
Idukki	869082	897263	103%	759158	87%	36397	16%
Kannur	1913861	2006649	105%	1796068	94%	126132	25%
Kasaragod	992363	971187	98%	825200	83%	43890	15%
Kollam	2093511	2069822	99%	1819070	87%	130555	25%
Kottayam	1562022	1559486	100%	1390012	89%	119105	28%
Kozhikode	2499523	2512609	101%	2124400	85%	114362	19%
Malappuram	2988358	3138100	105%	2532711	85%	92775	16%
Palakkad	2140261	2155456	101%	1889202	88%	126820	30%
Pathanamthitta	1036488	1091604	105%	935175	90%	120207	31%
Thiruvananthapuram	2675400	2708694	101%	2378185	89%	204644	27%
Thrissur	2545664	2443195	96%	2292032	90%	197272	31%
Wayanad	659698	690810	105%	609132	92%	35548	17%
Grand Total	2,66,34,508	2,69,59,810	101%	2,35,33,728	88%	1676301	25%

*Revised target population(> 18 years) as per MOHFW is 2.67 crores

*As per letter from Additional Secretary MOHFW- D O No 2317579/2021/Imm dated 15/09/2021

TABLE 10. Achievement for the day 18/05/2022 midnight

Daily achievement		19-05-2022		
District	First Dose	Second Dose	Precaution dose	Total Doses Administered
Alappuzha	68	67	79	214
Ernakulam	227	79	301	607
Idukki	153	112	44	309
Kannur	253	123	110	486
Kasaragod	97	86	52	235
Kollam	664	88	100	852
Kottayam	28	27	119	174
Kozhikode	148	178	204	530
Malappuram	707	315	154	1176
Palakkad	239	125	155	519
Pathanamthitta	4	7	109	120
Thiruvananthapuram	16	69	234	319
Thrissur	11	18	229	258
Wayanad	98	113	30	241
Grand Total	2713	1407	1920	6040

** Vaccine stock details couldn't be downloaded from e-VIN portal as the portal is down.

TABLE11.COVID Vaccination related sites

support@cowin.gov.in https://www.cowin.gov.in/home https://dashboard.kerala.gov.in/ https://dhs.kerala.gov.in/https://aogyakeralam.gov.in/https://sha.kerala.gov.in/

TABLE10.COVID Vaccination related Helpline numbers

National/State/District	Line1	Line2	Line3
National Helpline	1075	+91 1123978046	0120 4473222
Disha	1056	04712552056	
StateCallCenter	04712309251	04712309252	04712309255
Thiruvananthapuram	9188610100	1077	
Kollam	04742797609	8589015556	
Pathanamthitta	04682222515	04682228220	
Alappuzha	04772239999		
Kottayam	04812565200	04812304800	04812581900
Idukki	18004255640	04862232220	04862233118
Ernakulam	9072303861		
Thrissur	9400066921	9400066922	9400066923
Palakkad	04912505264	04912505189	8943341439
Malappuram	04832733253	04832737858	04832733252
Kozhikode	7594001442		
Wayanad	04936202343	04936202375	9072510900
Kannur	04972700194		
Kasargod	9061076590	9061079244	9061078026