



www.health.kerala.gov.in

**COVID-19 OUTBREAK CONTROL AND PREVENTION STATE CELL
HEALTH&FAMILY WELFARE DEPARTMENT**

www.dhs.kerala.gov.in

controlroomdhskerala@gmail.com

Kerala HEALTH-COVID-19 DAILY VACCINATION BULLETIN

Date: 19/05/2022

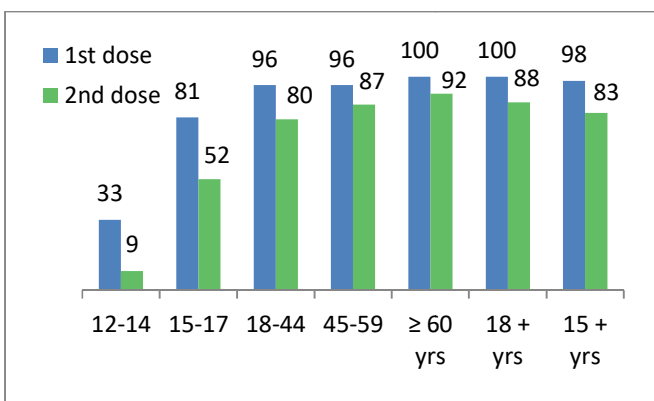
**OUR HEALTH OUR RESPONSIBILITY
VACCINE ADVISORY**

- *People who are vaccinated with Covid Vaccine are reported to have reduced Covid related ICU admissions, serious disease and death.*
- *Early vaccination is useful to safeguard our life from this deadly disease.*
- *Vaccination sessions are planned as per the availability of vaccine. All are requested to cooperate.*
- *After receiving the first dose, second dose of Covishield vaccine is to be taken between 12–16weeks and second dose of Covaxin between 4-6 weeks.*
- *Covid vaccination is currently available to all above 15 years. Children in 15-18 age group will get Covaxin.*
- *Health Staffs, Frontline workers and people above 60 years with co-morbidities will get precaution dose after 9 months or 39 weeks from the second dose. The Same vaccine administered as first and second dose is to be taken as precaution dose. People above 60 years with co-morbidities should take medical advice before receiving precaution dose.*
- *Vaccination is available free of cost in all Government covid vaccination centers, and at a nominal rate (as per the Gol order F.No.2079203/2021/Immunization) in selected private Hospitals.*
- ***ENSURE ALL YOUR ELIGIBLE FAMILY MEMBERS ARE PROTECTED BY RECEIVING ANY OF THE AVAILABLE COVID VACCINE.***
- ***“BOTH COVAXIN AND COVISHIELD ARE EQUALLY EFFECTIVE AND SAFE”***
- ***“BE FULLY PROTECTED – GET THE SECOND DOSE AT YOUR SCHEDULED TIME”***

ANALYSIS

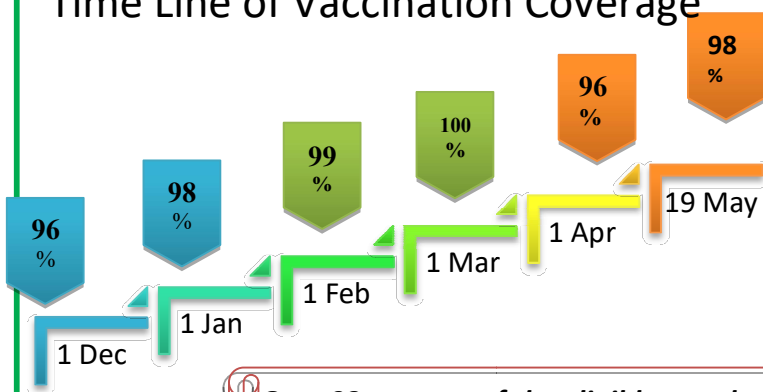
COVID-19 mass vaccinations are showing signs of preventing illness and steep decline in cases and hospital admissions in countries which done vaccination. Kerala started its vaccination for health care workers from January 16, 2021. The COVID-19 Vaccines Operational Guidelines issued by the Ministry of Health and Family Welfare, Govt. of India, 28th December 2020 and all subsequent Guidelines issued by Ministry of Health and Family Welfare, Govt of India are followed at the sites and all vaccination lanes

Summary of COVID Vaccine Administered as on 19-05-2022 midnight



- 98%** of eligible population vaccinated with a single dose till May 19
- 83%** of eligible population vaccinated with double dose till May 19
- State has vaccinated about **81%** of children aged 15 - 17 years with a single dose

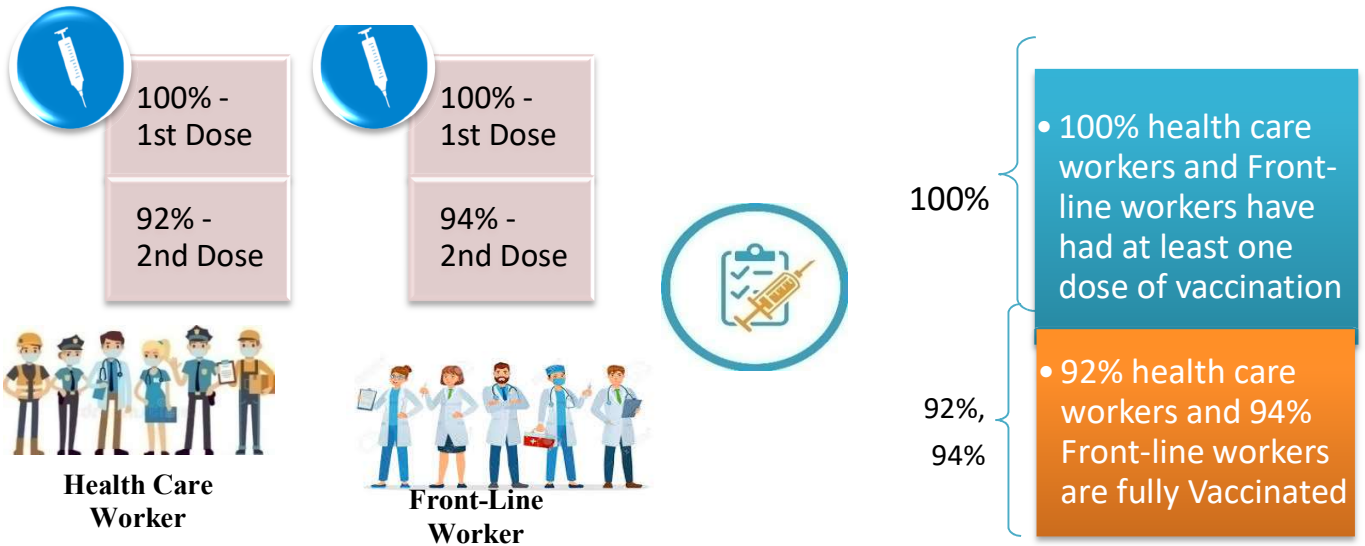
Time Line of Vaccination Coverage



Kerala began administration of COVID 19 Vaccines on 16th January, 2021. As of 19th May 2022, Kerala has administered over 54 million doses overall, including first and second doses of vaccines.

Over 98 per cent of the eligible population (15 + years) in Kerala has been administered the first dose of the Covid-19 vaccine. The state has achieved the target within 495 days since the beginning of the vaccination drive on January 16, 2021

Health Care Workers & Front-line Workers Vaccinated



Are You Vaccinated? You Still Need to Practice: SMS

- Even after vaccination, follow COVID appropriate behavior
- Practice Social Distancing and greet without physical contact
- Always wear clean face mask
- Wash your hands thoroughly and frequently or use hand sanitizer
- Follow the current COVID 19 guidelines to prevent further spread
- Stay Safe. Stay Strong. Get Vaccinated



Even After Getting Vaccinated Keep Taking Precautions to Protect Your Self



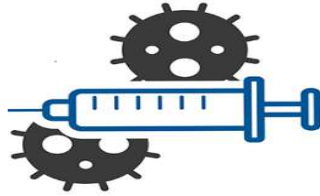
The Race Towards Full Vaccination - Weekly Trend

7th – 13th May 2022

Kerala Administered over

1.13 Lakh

COVID Vaccine Doses



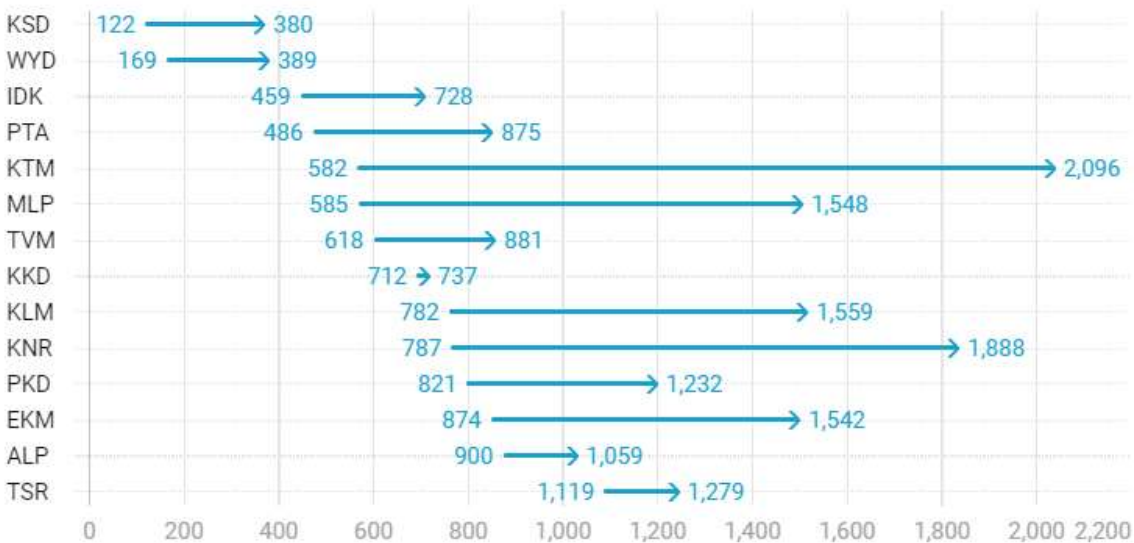
From 7th – 13th Ma y 2022 on average

0.16 lakh doses were administered daily.

Average Doses Administered Per day per week (in 1000)



Trend in average per day vaccination (in 1000) for the last two weeks

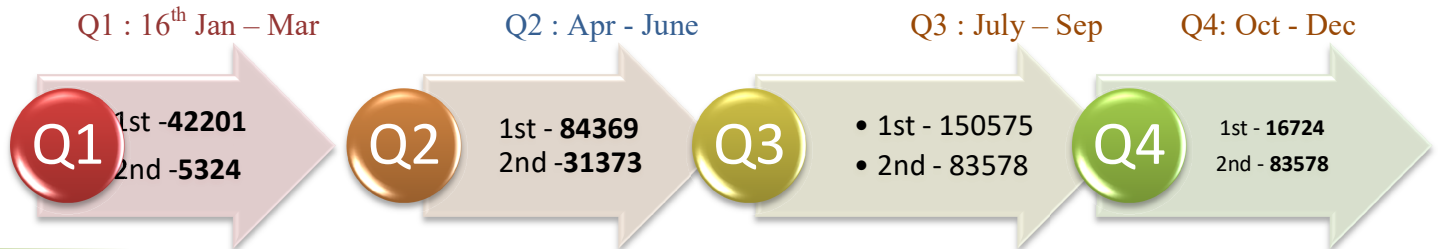


Race Against Time – Vaccination Quarterly Status

(Q1:16th Jan-Mar, Q2: Apr-June, Q3: July-Sep, Q4: Oct - Dec)

Daily Average Doses Administered per Quarter

In the first Quarter, only 42201 first doses and 5324 second doses were administered daily on average. During the second, third and fourth quarters, the daily vaccination of the first and second doses increased significantly.



Vaccination Achievement per Quarter

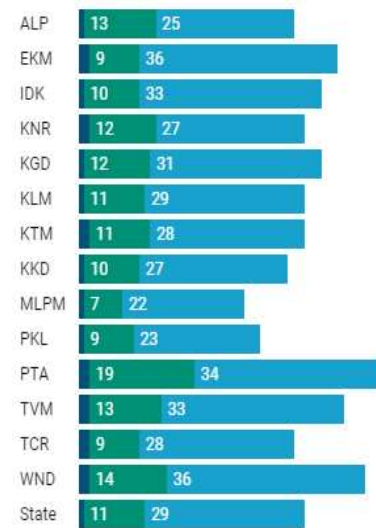
In the third quarter of the immunization drive, 52% of the eligible population (18 + age) in Kerala were given the first dose and 29% the second dose.

■ Q1 ■ Q2 ■ Q3

First Dose

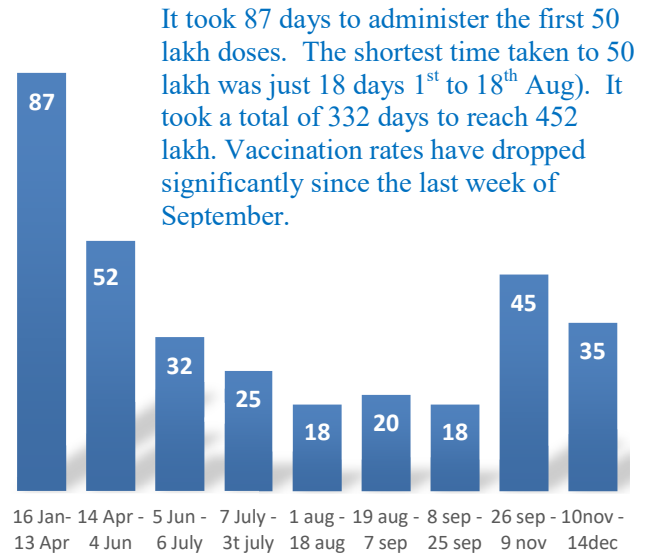


Second Dose



Dose Progression

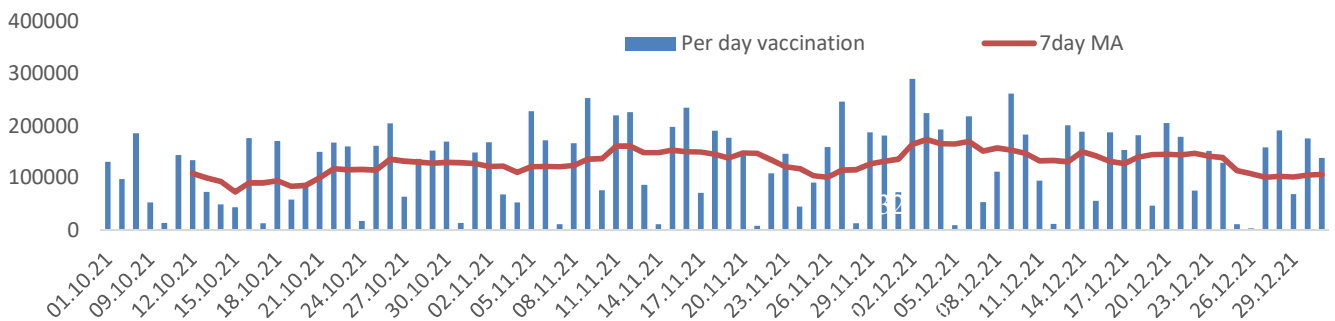
The chart shows the days taken for total COVID-19 Vaccination doses (both first and second) in Kerala to cross every 50 lakh dose mark



It took 87 days to administer the first 50 lakh doses. The shortest time taken to 50 lakh was just 18 days 1st to 18th Aug). It took a total of 332 days to reach 452 lakh. Vaccination rates have dropped significantly since the last week of September.

Vaccine Administered per Day and 7 days Moving Average in Last Quarter (Oct -Dec)

The seven-day moving average of daily doses in the last quarter showed a peak on December 2nd and continued to fluctuate thereafter



Important Message to the Public

- a. *Infection or infection rate is only a part and disease manifestation of disease is to be monitored*
- b. *Fatality among vaccinated people is very less. Disease severity among vaccinated people is less.*
- c. *People with comorbidity should be careful. Once detected covid positive they should get admitted and do not stay at home.*
- d. *Death among non-vaccinated people, especially people with comorbidity is because of late arrival in hospitals*
- e. *Diabetes and Hypertension together is the most common cause of patient death if they arrive late.*
- f. *Vaccinated people, only if symptomatic are advised to consult Doctor.*
- g. *Non Vaccinated people, if symptomatic, may do RTPCR test*
- h. *Antigen testing is only for emergency purpose*
- i. *Non vaccinated people with co-morbidities to do testing by RTPCR and consult doctor*
- j. *Repeat RTPCR is not needed among the people who are detected COVID positive in the previous 2 months*
- k. *All young person detected positive and at home isolation should do glucose test*

TABLE1.Total Vaccination done in the State as on 19/05/2022 midnight

State Summary (15+ years)-Total doses administered till 20/05/2022 at 12 AM								
District	Target	First Dose	Percent age	Second Dose	Percentage*	Precaution Dose	Percentage	Total doses administered
Alappuzha	1829568	1715426	94%	1584443	87%	147432	32%	34,47,301
Ernakulam	3217878	3246590	101%	2754119	86%	183636	24%	61,84,345
Idukki	950762	948857	100%	790157	83%	36683	16%	17,75,697
Kannur	2100307	2137560	102%	1875535	89%	126709	25%	41,39,804
Kasaragod	1092141	1031684	94%	858271	79%	44009	15%	19,33,964
Kollam	2268371	2196158	97%	1890844	83%	131011	25%	42,18,013
Kottayam	1704500	1653301	97%	1440951	85%	120143	28%	32,14,395
Kozhikode	2746273	2629664	96%	2180965	79%	114665	19%	49,25,294
Malappuram	3386535	3336630	98%	2611880	77%	93458	16%	60,41,968
Palakkad	2349082	2308304	98%	1983417	84%	127913	30%	44,19,634
Pathanamthitta	1118564	1146964	103%	969908	87%	120767	31%	22,37,639
Thiruvananthapuram	2914006	2842726	98%	2453402	84%	204997	27%	55,01,125
Thrissur	2767777	2608707	94%	2393906	86%	197560	31%	52,00,173
Wayanad	716933	738093	103%	634642	89%	35625	17%	14,08,360
Grand Total	29,162,697	2,85,40,664	98%	2,44,22,440	83%	16,84,608	25%	5,46,47,712

TABLE2.Covid-19 Vaccination Center Functional in the State as on 19/05/2022 midnight

DISTRICTS	12+	15+	18+	Total
Alappuzha	84	0	5	89
Ernakulam	46	7	39	92
Idukki	15	5	16	36
Kannur	17	3	24	44
Kasaragod	45	45	51	141
Kollam	16	24	17	57
Kottayam	21	6	34	61
Kozhikode	9	3	20	32
Malappuram	22	10	28	60
Palakkad	11	9	23	43
Pathanamthitta	12	12	18	42
Thiruvananthapuram	1	122	15	138
Thrissur	3	1	21	25
Wayanad	30	30	1	61
GrandTotal	332	277	312	921

TABLE3. Health Care Workers Coverage as on 19/05/2022 midnight

<i>DISTRICT</i>	<i>1st DOSE</i>	<i>2nd Dose</i>	<i>% fully vaccinated</i>	<i>Precaution dose</i>	<i>Precaution dose (%) *</i>
Alappuzha	29022	27223	94%	13331	53%
Ernakulam	85566	75787	89%	30934	44%
Idukki	13554	13001	96%	5674	47%
Kannur	40388	37533	93%	18015	52%
Kasaragod	11610	10812	93%	4765	48%
Kollam	36039	33813	94%	14765	49%
Kottayam	38706	36295	94%	16555	50%
Kozhikode	52734	47948	91%	17671	41%
Malappuram	44834	41984	94%	17288	48%
Palakkad	34674	32010	92%	15431	53%
Pathanamthitta	29337	25076	85%	11506	50%
Thiruvananthapuram	73427	66379	90%	26580	44%
Thrissur	51909	49183	95%	26057	58%
Wayanad	13978	13287	95%	6309	51%
Grand Total	555778	510331	92%	224881	48%

1st Dose coverage for HCW is 100%

*Proportion of beneficiaries who are eligible (completed 9 months after 2nd dose)

TABLE4. Frontline workers Coverage as on 19/05/2022 midnight

<i>DISTRICT</i>	<i>1st dose</i>	<i>2nd Dose</i>	<i>% fully vaccinated</i>	<i>Precaution dose</i>	<i>Precaution dose(%) *</i>
Alappuzha	39128	36742	94%	12867	38%
Ernakulam	54934	50334	92%	17737	39%
Idukki	22995	21337	93%	5209	28%
Kannur	41382	39960	97%	12101	32%
Kasaragod	24615	22470	91%	6153	30%
Kollam	42235	38827	92%	10050	29%
Kottayam	32141	30599	95%	10669	38%
Kozhikode	55273	52548	95%	9045	19%
Malappuram	53914	51262	95%	12824	28%
Palakkad	48097	45532	95%	15815	38%
Pathanamthitta	25250	22528	89%	6871	34%
Thiruvananthapuram	73000	67611	93%	20803	36%
Thrissur	41908	40731	97%	17274	46%
Wayanad	17021	16093	95%	3957	27%
Grand Total	571893	536574	94%	161375	33%

1st Dose coverage for FLW is 100%

*Proportion of beneficiaries who are eligible (completed 9 months after 2nd dose)

TABLE5.Age-Appropriate Group (45-59 Years) Coverage as on 19/05/2022 midnight

Table 5: Age appropriate group (45-59 years) coverage							
45-59 years Coverage as on		20/05/2022		at 12 AM			
District	Target	1st Dose Coverage	Percentage	2nd Dose Coverage	Percentage fully vaccinated	Precaution dose	%
Alappuzha	535436	438876	82%	415905	78%	1941	1%
Ernakulam	809349	783557	97%	702035	87%	8548	4%
Idukki	237564	246947	104%	219068	92%	371	0%
Kannur	527295	515813	98%	479804	91%	1907	1%
Kasaragod	253027	252200	100%	223849	88%	275	0%
Kollam	541201	559987	103%	502295	93%	2058	1%
Kottayam	478470	414110	87%	374355	78%	2622	2%
Kozhikode	658949	654921	99%	580983	88%	2168	1%
Malappuram	733338	722836	99%	627491	86%	1096	1%
Palakkad	614226	547153	89%	499349	81%	2474	2%
Pathanamthitta	264372	281791	107%	251650	95%	2104	2%
Thiruvananthapuram	735836	681587	93%	613285	83%	5793	2%
Thrissur	689418	663920	96%	624766	91%	7254	3%
Wayanad	170537	177123	104%	164248	96%	210	0%
Grand Total	7249018	69,40,821	96%	62,79,083	87%	38821	2%

TABLE6.Age-Appropriate Group (≥60 Years) Coverage as on 19/05/2022midnight

Table 6: Age appropriate group (≥ 60 years) coverage							
≥ 60 years Coverage as on		20/05/2022		at 12 AM			
District	Target	1st Dose Coverage	Percentage	2nd Dose Coverage	Percentage fully vaccinated	Precaution dose	%
Alappuzha	424565	428989	101%	400608	94%	118917	50%
Ernakulam	673885	676181	100%	620192	92%	124800	35%
Idukki	193981	194552	100%	172955	89%	25353	25%
Kannur	438602	444443	101%	412370	94%	94281	41%
Kasaragod	182460	181691	100%	160249	88%	32749	30%
Kollam	497558	499463	100%	454862	91%	103732	42%
Kottayam	418008	419624	100%	383870	92%	89964	42%
Kozhikode	526896	529123	100%	479679	91%	85363	33%
Malappuram	477642	488070	102%	434030	91%	62029	28%
Palakkad	437708	439768	100%	401757	92%	93946	47%
Pathanamthitta	311297	312197	100%	280575	90%	99708	49%
Thiruvananthapuram	630465	632976	100%	571174	91%	151122	44%
Thrissur	581781	588066	101%	557719	96%	145902	48%
Wayanad	128009	128296	100%	114356	89%	25113	29%
Grand Total	5922857	59,63,439	101%	54,44,396	92%	12,52,979	40%

TABLE 6. Age-Appropriate Group (18-44 Years) Coverage as on 19/05/2022 midnight

18-44 years Coverage as on 20/05/2022 at 12 AM							
District	Target	First Dose					
		1st Dose Coverage	Percentage	2nd Dose Coverage	Percentage fully vaccinated	Precaution dose	%
Alappuzha	744178	669493	90%	630801	85%	376	2%
Ernakulam	1470864	1509307	103%	1224555	83%	1617	3%
Idukki	437537	419233	96%	332899	76%	76	1%
Kannur	947964	964687	102%	826821	87%	405	1%
Kasaragod	556876	501116	90%	408072	73%	67	0%
Kollam	1054752	932136	88%	789575	75%	406	1%
Kottayam	665544	654961	98%	565256	85%	333	1%
Kozhikode	1313678	1220592	93%	963437	73%	418	1%
Malappuram	1777378	1828578	103%	1378760	78%	221	0%
Palakkad	1088327	1085832	100%	911292	84%	247	1%
Pathanamthitta	460819	443058	96%	355532	77%	578	3%
Thiruvananthapuram	1309099	1247960	95%	1060619	81%	699	1%
Thrissur	1274465	1097403	86%	1019679	80%	1073	3%
Wayanad	361152	354405	98%	301258	83%	36	0%
Grand Total	13462633	1,29,28,761	96%	1,07,68,556	80%	6552	1%
*Among those who have taken first dose							

TABLE 7. Age-Appropriate Group (15-17 Years) Coverage as on 19/05/2022 midnight

15-17 years Coverage as on 20/05/2022 at 12 AM					
District	Target	1st Dose Coverage	Percentage	2nd Dose Coverage	Percentage fully vaccinated
Alappuzha	80832	77439	96%	60442	75%
Ernakulam	172307	112402	65%	77419	45%
Idukki	51339	36578	71%	26616	52%
Kannur	97722	99926	102%	69889	72%
Kasaragod	60496	49416	82%	31232	52%
Kollam	105234	96022	91%	66175	63%
Kottayam	85400	67294	79%	46356	54%
Kozhikode	143028	106973	75%	55271	39%
Malappuram	241212	177874	74%	74934	31%
Palakkad	132742	114749	86%	79338	60%
Pathanamthitta	48854	39663	81%	29645	61%
Thiruvananthapuram	145238	105277	72%	68089	47%
Thrissur	123540	122208	99%	89287	72%
Wayanad	29245	35512	121%	22460	77%
Grand Total	1,517,189	12,41,333	81%	7,97,153	52%

Table 8: Age appropriate group (12-14 years) Coverage as on 19/05/2022 midnight

12-14 years Coverage as on 20/05/2022 at 12 AM					
District	Target	1st Dose Coverage	Percentage	2nd Dose Coverage	Percentage fully vaccinated
Alappuzha	43284	32479	75%	12722	29%
Ernakulam	90244	24643	27%	3797	4%
Idukki	29672	14998	51%	4281	14%
Kannur	89079	30921	35%	9158	10%
Kasaragod	39968	11036	28%	1587	4%
Kollam	69984	30276	43%	5297	8%
Kottayam	55571	26465	48%	4220	8%
Kozhikode	103644	10048	10%	1099	1%
Malappuram	159652	20524	13%	3419	2%
Palakkad	75249	38031	51%	14139	19%
Pathanamthitta	33203	15668	47%	4902	15%
Thiruvananthapuram	93804	28499	30%	6245	7%
Thrissur	99789	43293	43%	12541	13%
Wayanad	27857	11758	42%	2940	11%
Grand Total	10,11,000	3,38,639	33%	86,347	9%

TABLE9.State Summary (18+) as on 19/05/2022 midnight

State Summary (18+) 20-05-2022 at 12 AM							
District	Target	First Dose	Percentage	Second Dose	Percentage*	Precaution Dose	Percentage
Alappuzha	1704179	1605508	94%	1511279	89%	147432	32%
Ernakulam	2954098	3109545	105%	2672903	90%	183636	24%
Idukki	869082	897281	103%	759260	87%	36683	16%
Kannur	1913861	2006713	105%	1796488	94%	126709	25%
Kasaragod	992363	971232	98%	825452	83%	44009	15%
Kollam	2093511	2069860	99%	1819372	87%	131011	25%
Kottayam	1562022	1559542	100%	1390375	89%	120143	28%
Kozhikode	2499523	2512643	101%	2124595	85%	114665	19%
Malappuram	2988358	3138232	105%	2533527	85%	93458	16%
Palakkad	2140261	2155524	101%	1889940	88%	127913	30%
Pathanamthitta	1036488	1091633	105%	935361	90%	120767	31%
Thiruvananthapuram	2675400	2708950	101%	2379068	89%	204997	27%
Thrissur	2545664	2443206	96%	2292078	90%	197560	31%
Wayanad	659698	690823	105%	609242	92%	35625	17%
Grand Total	2,66,34,508	2,69,60,692	101%	2,35,38,940	88%	1684608	25%

*Revised target population(> 18 years) as per MOHFW is 2.67 crores

*As per letter from Additional Secretary MOHFW- D O No 2317579/2021/Imm dated 15/09/2021

TABLE 10. Achievement for the day 19/05/2022 midnight

Daily achievement		20-05-2022		
District	First Dose	Second Dose	Precaution dose	Total Doses Administered
Alappuzha	901	575	715	2191
Ernakulam	4402	1565	1742	7709
Idukki	1078	537	284	1899
Kannur	982	817	575	2374
Kasaragod	1914	661	117	2692
Kollam	1300	1290	447	3037
Kottayam	1111	713	1038	2862
Kozhikode	339	279	298	916
Malappuram	961	1102	683	2746
Palakkad	515	1433	1093	3041
Pathanamthitta	541	732	560	1833
Thiruvananthapuram	3145	4178	353	7676
Thrissur	257	161	288	706
Wayanad	1623	771	77	2471
Grand Total	19069	14814	8270	42153

** Vaccine stock details couldn't be downloaded from e-VIN portal as the portal is down.

TABLE11.COVID Vaccination related sites

support@cowin.gov.in https://www.cowin.gov.in/home https://dashboard.kerala.gov.in/ https://dhs.kerala.gov.in/https://aogyakeralam.gov.in/https://sha.kerala.gov.in/

TABLE10.COVID Vaccination related Helpline numbers

National/State/District	Line1	Line2	Line3
National Helpline	1075	+91 1123978046	0120 4473222
Disha	1056	04712552056	
StateCallCenter	04712309251	04712309252	04712309255
Thiruvananthapuram	9188610100	1077	
Kollam	04742797609	8589015556	
Pathanamthitta	04682222515	04682228220	
Alappuzha	04772239999		
Kottayam	04812565200	04812304800	04812581900
Idukki	18004255640	04862232220	04862233118
Ernakulam	9072303861		
Thrissur	9400066921	9400066922	9400066923
Palakkad	04912505264	04912505189	8943341439
Malappuram	04832733253	04832737858	04832733252
Kozhikode	7594001442		
Wayanad	04936202343	04936202375	9072510900
Kannur	04972700194		
Kasargod	9061076590	9061079244	9061078026