



[www.health.kerala.gov.in](http://www.health.kerala.gov.in)

**COVID-19 OUTBREAK CONTROL AND PREVENTION STATE CELL  
HEALTH&FAMILY WELFARE DEPARTMENT**

[www.dhs.kerala.gov.in](http://www.dhs.kerala.gov.in)

[controlroomdhskerala@gmail.com](mailto:controlroomdhskerala@gmail.com)

**Kerala HEALTH-COVID-19 DAILY VACCINATION BULLETIN**

**Date: 22/05/2022**

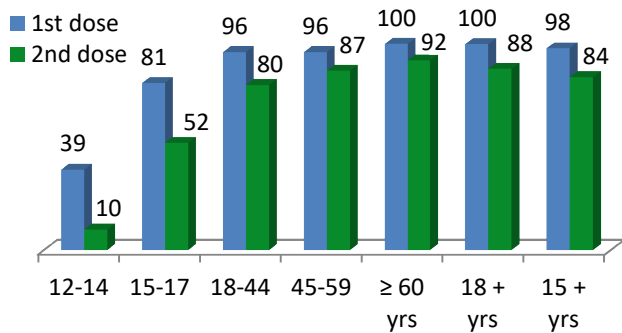
**OUR HEALTH OUR RESPONSIBILITY  
VACCINE ADVISORY**

- *People who are vaccinated with Covid Vaccine are reported to have reduced Covid related ICU admissions, serious disease and death.*
- *Early vaccination is useful to safeguard our life from this deadly disease.*
- *Vaccination sessions are planned as per the availability of vaccine. All are requested to cooperate.*
- *After receiving the first dose, second dose of Covishield vaccine is to be taken between 12–16weeks and second dose of Covaxin between 4-6 weeks.*
- *Covid vaccination is currently available to all above 15 years. Children in 15-18 age group will get Covaxin.*
- *Health Staffs, Frontline workers and people above 60 years with co-morbidities will get precaution dose after 9 months or 39 weeks from the second dose. The Same vaccine administered as first and second dose is to be taken as precaution dose. People above 60 years with co-morbidities should take medical advice before receiving precaution dose.*
- *Vaccination is available free of cost in all Government covid vaccination centers, and at a nominal rate (as per the Gol order F.No.2079203/2021/Immunization) in selected private Hospitals.*
- ***ENSURE ALL YOUR ELIGIBLE FAMILY MEMBERS ARE PROTECTED BY RECEIVING ANY OF THE AVAILABLE COVID VACCINE.***
- ***“BOTH COVAXIN AND COVISHIELD ARE EQUALLY EFFECTIVE AND SAFE”***
- ***“BE FULLY PROTECTED – GET THE SECOND DOSE AT YOUR SCHEDULED TIME”***

### ANALYSIS

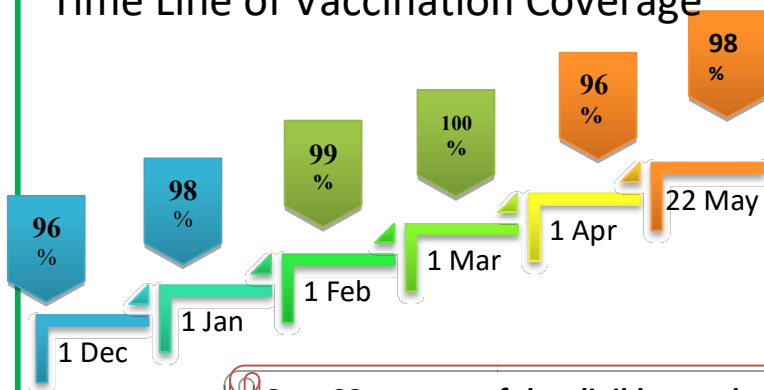
COVID-19 mass vaccinations are showing signs of preventing illness and steep decline in cases and hospital admissions in countries which done vaccination. Kerala started its vaccination for health care workers from January 16, 2021. The COVID-19 Vaccines Operational Guidelines issued by the Ministry of Health and Family Welfare, Govt. of India, 28th December 2020 and all subsequent Guidelines issued by Ministry of Health and Family Welfare, Govt of India are followed at the sites and all vaccination lanes

### Summary of COVID Vaccine Administered as on 22-05-2022 midnight



- 98%** of eligible population vaccinated with a single dose till May 22
- 84%** of eligible population vaccinated with double dose till May 22
- State has vaccinated about **81%** of children aged 15 - 17 years with a single dose

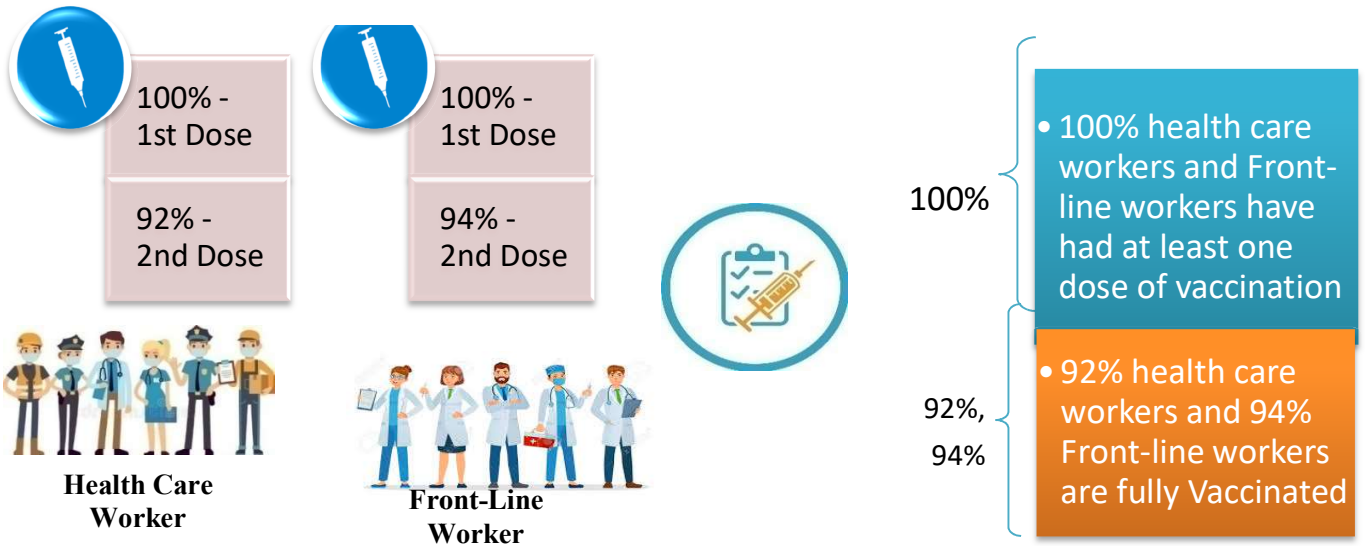
### Time Line of Vaccination Coverage



Kerala began administration of COVID 19 Vaccines on 16<sup>th</sup> January, 2021. As of 22<sup>th</sup> May 2022, Kerala has administered over 54 million doses overall, including first and second doses of vaccines.

**Over 98 per cent of the eligible population (15 + years) in Kerala has been administered the first dose of the Covid-19 vaccine. The state has achieved the target within 498 days since the beginning of the vaccination drive on January 16, 2021**

## Health Care Workers & Front-line Workers Vaccinated



### Are You Vaccinated? You Still Need to Practice: SMS

- Even after vaccination, follow COVID appropriate behavior
- Practice Social Distancing and greet without physical contact
- Always wear clean face mask
- Wash your hands thoroughly and frequently or use hand sanitizer
- Follow the current COVID 19 guidelines to prevent further spread
- Stay Safe. Stay Strong. Get Vaccinated



Even After Getting Vaccinated Keep Taking Precautions to Protect Your Self



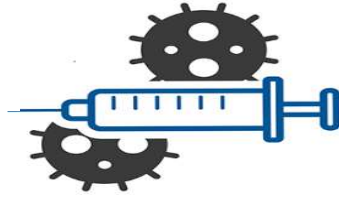
# The Race Towards Full Vaccination - Weekly Trend

## 14<sup>th</sup> – 20<sup>th</sup> May 2022

Kerala Administered over

# 1.31 Lakh

COVID Vaccine Doses during 14<sup>th</sup> to 20<sup>th</sup> May, 2022



From 14<sup>th</sup> – 20<sup>th</sup> May 2022 on average

# 0.19 lakh

doses were administered daily.

Average Doses Administered Per day per week (in 1000)



Trend in average per day vaccination (in 1000) for the last two weeks



# Race Against Time – Vaccination Quarterly Status

(Q1:16<sup>th</sup> Jan-Mar, Q2: Apr-June, Q3: July-Sep, Q4: Oct - Dec)

## Daily Average Doses Administered per Quarter

In the first Quarter, only 42201 first doses and 5324 second doses were administered daily on average. During the second, third and fourth quarters, the daily vaccination of the first and second doses increased significantly.



## Vaccination Achievement per Quarter

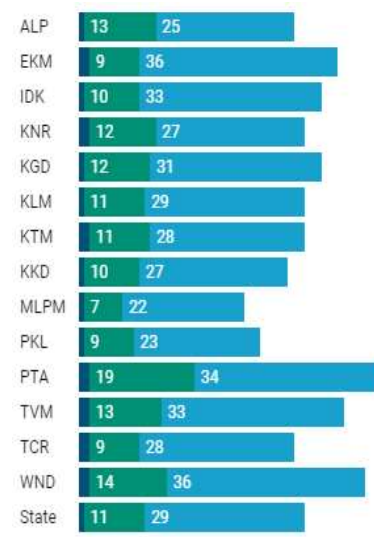
In the third quarter of the immunization drive, 52% of the eligible population (18 + age) in Kerala were given the first dose and 29% the second dose.

■ Q1 ■ Q2 ■ Q3

### First Dose

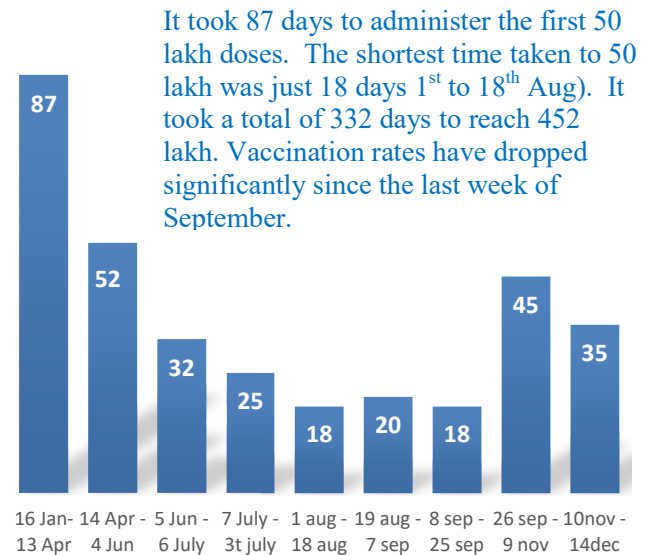


### Second Dose



## Dose Progression

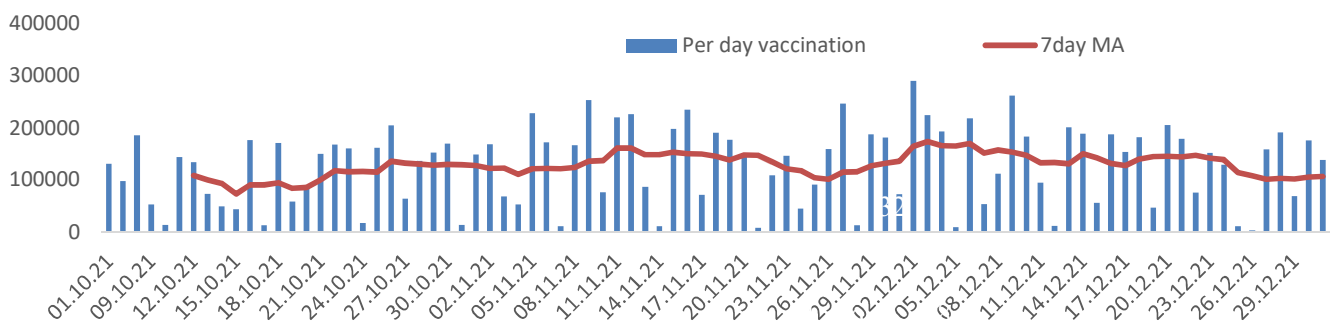
The chart shows the days taken for total COVID-19 Vaccination doses (both first and second) in Kerala to cross every 50 lakh dose mark



It took 87 days to administer the first 50 lakh doses. The shortest time taken to 50 lakh was just 18 days 1<sup>st</sup> to 18<sup>th</sup> Aug). It took a total of 332 days to reach 452 lakh. Vaccination rates have dropped significantly since the last week of September.

## Vaccine Administered per Day and 7 days Moving Average in Last Quarter (Oct -Dec)

The seven-day moving average of daily doses in the last quarter showed a peak on December 2<sup>nd</sup> and continued to fluctuate thereafter



## Important Message to the Public

- a. *Infection or infection rate is only a part and disease manifestation of disease is to be monitored*
- b. *Fatality among vaccinated people is very less. Disease severity among vaccinated people is less.*
- c. *People with comorbidity should be careful. Once detected covid positive they should get admitted and do not stay at home.*
- d. *Death among non-vaccinated people, especially people with comorbidity is because of late arrival in hospitals*
- e. *Diabetes and Hypertension together is the most common cause of patient death if they arrive late.*
- f. *Vaccinated people, only if symptomatic are advised to consult Doctor.*
- g. *Non Vaccinated people, if symptomatic, may do RTPCR test*
- h. *Antigen testing is only for emergency purpose*
- i. *Non vaccinated people with co-morbidities to do testing by RTPCR and consult doctor*
- j. *Repeat RTPCR is not needed among the people who are detected COVID positive in the previous 2 months*
- k. *All young person detected positive and at home isolation should do glucose test*

TABLE1.Total Vaccination done in the State as on 22/05/2022 midnight

State Summary (15+ years)-Total doses administered till 23/05/2022 at 12 AM								
District	Target	First Dose	Percent age	Second Dose	Percentage*	Precaution Dose	Percentage	Total doses administered
Alappuzha	1829568	1720142	94%	1587916	87%	147728	32%	34,55,786
Ernakulam	3217878	3259023	101%	2757671	86%	186645	24%	62,03,339
Idukki	950762	950397	100%	791008	83%	36915	16%	17,78,320
Kannur	2100307	2139384	102%	1877230	89%	127630	25%	41,44,244
Kasaragod	1092141	1034745	95%	859511	79%	44135	15%	19,38,391
Kollam	2268371	2199563	97%	1893290	83%	131482	25%	42,24,335
Kottayam	1704500	1655120	97%	1442332	85%	120980	28%	32,18,432
Kozhikode	2746273	2631802	96%	2182153	79%	115398	19%	49,29,353
Malappuram	3386535	3339387	99%	2614084	77%	94241	16%	60,47,712
Palakkad	2349082	2310099	98%	1985965	85%	128902	30%	44,24,966
Pathanamthitta	1118564	1148295	103%	971102	87%	121429	31%	22,40,826
Thiruvananthapuram	2914006	2852687	98%	2456134	84%	205690	27%	55,14,511
Thrissur	2767777	2615064	94%	2398709	87%	198370	31%	52,12,143
Wayanad	716933	740179	103%	635647	89%	35814	17%	14,11,640
<b>Grand Total</b>	<b>29,162,697</b>	<b>2,85,95,887</b>	<b>98%</b>	<b>2,44,52,752</b>	<b>84%</b>	<b>16,95,359</b>	<b>25%</b>	<b>5,47,43,998</b>

TABLE2.Covid-19 Vaccination Center Functional in the State as on 22/05/2022 midnight

DISTRICTS	12+	15+	18+	Total
Alappuzha	0	0	1	1
Ernakulam	0	0	6	6
Idukki	0	0	0	0
Kannur	0	0	3	3
Kasaragod	0	0	0	0
Kollam	0	0	2	2
Kottayam	0	0	1	1
Kozhikode	0	0	3	3
Malappuram	0	0	1	1
Palakkad	0	0	2	2
Pathanamthitta	0	0	2	2
Thiruvananthapuram	0	0	13	13
Thrissur	0	1	21	22
Wayanad	0	0	1	1
<b>GrandTotal</b>	<b>0</b>	<b>1</b>	<b>56</b>	<b>57</b>

TABLE3. Health Care Workers Coverage as on 22/05/2022 midnight

<i>DISTRICT</i>	<i>1st DOSE</i>	<i>2nd Dose</i>	<i>% fully vaccinated</i>	<i>Precaution dose</i>	<i>Precaution dose (%) *</i>
<b>Alappuzha</b>	29022	27223	94%	13342	53%
<b>Ernakulam</b>	85566	75793	89%	31011	45%
<b>Idukki</b>	13554	13004	96%	5691	48%
<b>Kannur</b>	40388	37533	93%	18053	52%
<b>Kasaragod</b>	11610	10813	93%	4771	48%
<b>Kollam</b>	36039	33813	94%	14796	49%
<b>Kottayam</b>	38706	36296	94%	16585	50%
<b>Kozhikode</b>	52734	47951	91%	17721	41%
<b>Malappuram</b>	44834	41986	94%	17328	47%
<b>Palakkad</b>	34674	32010	92%	15470	53%
<b>Pathanamthitta</b>	29337	25076	85%	11532	50%
<b>Thiruvananthapuram</b>	73427	66379	90%	26619	44%
<b>Thrissur</b>	51909	49183	95%	26088	58%
<b>Wayanad</b>	13978	13287	95%	6326	51%
<b>Grand Total</b>	<b>555778</b>	<b>510347</b>	<b>92%</b>	<b>225333</b>	<b>48%</b>

1st Dose coverage for HCW is 100%

\*Proportion of beneficiaries who are eligible ( completed 9 months after 2nd dose )

TABLE4. Frontline workers Coverage as on 22/05/2022 midnight

<i>DISTRICT</i>	<i>1st dose</i>	<i>2nd Dose</i>	<i>% fully vaccinated</i>	<i>Precaution dose</i>	<i>Precaution dose(%) *</i>
<b>Alappuzha</b>	39128	36743	94%	12888	38%
<b>Ernakulam</b>	54934	50334	92%	17806	39%
<b>Idukki</b>	22995	21337	93%	5221	28%
<b>Kannur</b>	41382	39962	97%	12155	33%
<b>Kasaragod</b>	24615	22471	91%	6163	30%
<b>Kollam</b>	42235	38828	92%	10075	29%
<b>Kottayam</b>	32141	30599	95%	10700	38%
<b>Kozhikode</b>	55273	52549	95%	9073	19%
<b>Malappuram</b>	53914	51263	95%	12881	28%
<b>Palakkad</b>	48097	45532	95%	15929	38%
<b>Pathanamthitta</b>	25250	22528	89%	6890	34%
<b>Thiruvananthapuram</b>	73000	67611	93%	20872	36%
<b>Thrissur</b>	41908	40731	97%	17305	46%
<b>Wayanad</b>	17021	16093	95%	3970	27%
<b>Grand Total</b>	<b>571893</b>	<b>536581</b>	<b>94%</b>	<b>161928</b>	<b>33%</b>

1st Dose coverage for FLW is 100%

\*Proportion of beneficiaries who are eligible ( completed 9 months after 2nd dose )



TABLE5.Age-Appropriate Group (45-59 Years) Coverage as on 22/05/2022 midnight

Table 5: Age appropriate group (45-59 years) coverage							
45-59 years Coverage as on		23/05/2022		at 12 AM			
District	Target	1st Dose Coverage	Percentage	2nd Dose Coverage	Percentage fully vaccinated	Precaution dose	%
Alappuzha	535436	438878	82%	415916	78%	2017	1%
Ernakulam	809349	783569	97%	702117	87%	8855	4%
Idukki	237564	246949	104%	219082	92%	387	0%
Kannur	527295	515819	98%	479853	91%	1979	1%
Kasaragod	253027	252204	100%	223863	88%	287	0%
Kollam	541201	559994	103%	502314	93%	2123	1%
Kottayam	478470	414120	87%	374392	78%	2699	2%
Kozhikode	658949	654953	99%	581050	88%	2275	1%
Malappuram	733338	722848	99%	627629	86%	1126	1%
Palakkad	614226	547158	89%	499410	81%	2536	2%
Pathanamthitta	264372	281793	107%	251669	95%	2173	2%
Thiruvananthapuram	735836	681591	93%	613302	83%	6032	2%
Thrissur	689418	663928	96%	624773	91%	7533	4%
Wayanad	170537	177124	104%	164255	96%	217	0%
<b>Grand Total</b>	<b>7249018</b>	<b>69,40,928</b>	<b>96%</b>	<b>62,79,625</b>	<b>87%</b>	<b>40239</b>	<b>2%</b>

TABLE6.Age-Appropriate Group (≥60 Years) Coverage as on 22/05/2022midnight

Table 6: Age appropriate group (≥ 60 years) coverage							
≥ 60 years Coverage as on		23/05/2022		at 12 AM			
District	Target	1st Dose Coverage	Percentage	2nd Dose Coverage	Percentage fully vaccinated	Precaution dose	%
Alappuzha	424565	428991	101%	400609	94%	119053	50%
Ernakulam	673885	676193	100%	620264	92%	127216	35%
Idukki	193981	194554	100%	172961	89%	25520	25%
Kannur	438602	444453	101%	412407	94%	95003	41%
Kasaragod	182460	181691	100%	160257	88%	32835	30%
Kollam	497558	499466	100%	454874	91%	104037	42%
Kottayam	418008	419626	100%	383895	92%	90634	42%
Kozhikode	526896	529141	100%	479716	91%	85859	33%
Malappuram	477642	488073	102%	434097	91%	62661	28%
Palakkad	437708	439774	100%	401811	92%	94692	47%
Pathanamthitta	311297	312201	100%	280589	90%	100201	49%
Thiruvananthapuram	630465	632976	100%	571179	91%	151313	43%
Thrissur	581781	588072	101%	557738	96%	146233	48%
Wayanad	128009	128296	100%	114358	89%	25263	29%
<b>Grand Total</b>	<b>5922857</b>	<b>59,63,507</b>	<b>101%</b>	<b>54,44,755</b>	<b>92%</b>	<b>12,60,520</b>	<b>40%</b>

TABLE 6. Age-Appropriate Group (18-44 Years) Coverage as on 22/05/2022 midnight

18-44 years Coverage as on 23/05/2022 at 12 AM							
District	Target	First Dose					
		1st Dose Coverage	Percentage	2nd Dose Coverage	Percentage fully vaccinated	Precaution dose	%
Alappuzha	744178	669513	90%	630988	85%	428	2%
Ernakulam	1470864	1509445	103%	1225444	83%	1757	3%
Idukki	437537	419250	96%	333008	76%	96	1%
Kannur	947964	964764	102%	827310	87%	440	1%
Kasaragod	556876	501160	90%	408333	73%	79	0%
Kollam	1054752	932159	88%	789780	75%	451	1%
Kottayam	665544	654992	98%	565514	85%	362	1%
Kozhikode	1313678	1220761	93%	963970	73%	470	1%
Malappuram	1777378	1828717	103%	1379643	78%	245	0%
Palakkad	1088327	1085881	100%	911766	84%	275	1%
Pathanamthitta	460819	443075	96%	355722	77%	633	3%
Thiruvananthapuram	1309099	1247977	95%	1060693	81%	854	2%
Thrissur	1274465	1097421	86%	1019861	80%	1211	3%
Wayanad	361152	354441	98%	301407	83%	38	0%
<b>Grand Total</b>	<b>13462633</b>	<b>1,29,29,556</b>	<b>96%</b>	<b>1,07,73,439</b>	<b>80%</b>	<b>7339</b>	<b>1%</b>
<b>*Among those who have taken first dose</b>							

TABLE 7. Age-Appropriate Group (15-17 Years) Coverage as on 22/05/2022 midnight

15-17 years Coverage as on 23/05/2022 at 12 AM					
District	Target	1st Dose Coverage	Percentage	2nd Dose Coverage	Percentage fully vaccinated
Alappuzha	80832	77850	96%	61273	76%
Ernakulam	172307	112831	65%	78272	45%
Idukki	51339	36708	72%	26803	52%
Kannur	97722	100049	102%	70211	72%
Kasaragod	60496	49756	82%	31664	52%
Kollam	105234	96119	91%	66413	63%
Kottayam	85400	67487	79%	46646	55%
Kozhikode	143028	107147	75%	55554	39%
Malappuram	241212	178029	74%	75302	31%
Palakkad	132742	114956	87%	79899	60%
Pathanamthitta	48854	39813	81%	29895	61%
Thiruvananthapuram	145238	105304	73%	68120	47%
Thrissur	123540	122496	99%	90036	73%
Wayanad	29245	35801	122%	22902	78%
<b>Grand Total</b>	<b>1,517,189</b>	<b>12,44,346</b>	<b>81%</b>	<b>8,02,990</b>	<b>52%</b>

Table 8: Age appropriate group (12-14 years) Coverage as on 22/05/2022 midnight

12-14 years Coverage as on 23/05/2022 at 12 AM					
District	Target	1st Dose Coverage	Percentage	2nd Dose Coverage	Percentage fully vaccinated
Alappuzha	43284	36760	85%	15164	35%
Ernakulam	90244	36485	40%	5447	6%
Idukki	29672	16387	55%	4813	16%
Kannur	89079	32529	37%	9954	11%
Kasaragod	39968	13709	34%	2110	5%
Kollam	69984	33551	48%	7268	10%
Kottayam	55571	28048	50%	4990	9%
Kozhikode	103644	11793	11%	1363	1%
Malappuram	159652	22972	14%	4164	3%
Palakkad	75249	39559	53%	15537	21%
Pathanamthitta	33203	16826	51%	5623	17%
Thiruvananthapuram	93804	38412	41%	8850	9%
Thrissur	99789	49330	49%	16387	16%
Wayanad	27857	13518	49%	3345	12%
<b>Grand Total</b>	<b>10,11,000</b>	<b>3,89,879</b>	<b>39%</b>	<b>1,05,015</b>	<b>10%</b>

TABLE9.State Summary (18+) as on 22/05/2022 midnight

State Summary (18+) 23-05-2022 at 12 AM							
District	Target	First Dose	Percentage	Second Dose	Percentage*	Precaution Dose	Percentage
Alappuzha	1704179	1605532	94%	1511479	89%	147728	32%
Ernakulam	2954098	3109707	105%	2673952	91%	186645	24%
Idukki	869082	897302	103%	759392	87%	36915	16%
Kannur	1913861	2006806	105%	1797065	94%	127630	25%
Kasaragod	992363	971280	98%	825737	83%	44135	15%
Kollam	2093511	2069893	99%	1819609	87%	131482	25%
Kottayam	1562022	1559585	100%	1390696	89%	120980	28%
Kozhikode	2499523	2512862	101%	2125236	85%	115398	19%
Malappuram	2988358	3138386	105%	2534618	85%	94241	16%
Palakkad	2140261	2155584	101%	1890529	88%	128902	30%
Pathanamthitta	1036488	1091656	105%	935584	90%	121429	31%
Thiruvananthapuram	2675400	2708971	101%	2379164	89%	205690	27%
Thrissur	2545664	2443238	96%	2292286	90%	198370	31%
Wayanad	659698	690860	105%	609400	92%	35814	17%
<b>Grand Total</b>	<b>2,66,34,508</b>	<b>2,69,61,662</b>	<b>101%</b>	<b>2,35,44,747</b>	<b>88%</b>	<b>1695359</b>	<b>25%</b>

\*Revised target population(> 18 years) as per MOHFW is 2.67 crores

\*As per letter from Additional Secretary MOHFW- D O No 2317579/2021/Imm dated 15/09/2021

TABLE 10. Achievement for the day 22/05/2022 midnight

Daily achievement		23-05-2022		
District	First Dose	Second Dose	Precaution dose	Total Doses Administered
Alappuzha	1	1	7	9
Ernakulam	4	16	89	109
Idukki	0	1	2	3
Kannur	0	0	0	0
Kasaragod	0	0	0	0
Kollam	0	9	23	32
Kottayam	0	2	9	11
Kozhikode	1	1	10	12
Malappuram	0	0	0	0
Palakkad	1	1	19	21
Pathanamthitta	0	0	0	0
Thiruvananthapuram	4	13	158	175
Thrissur	4	9	115	128
Wayanad	0	0	0	0
<b>Grand Total</b>	<b>15</b>	<b>53</b>	<b>432</b>	<b>500</b>

\*\* Vaccine stock details couldn't be downloaded from e-VIN portal as the portal is down.

TABLE11.COVID Vaccination related sites

<a href="mailto:support@cowin.gov.in">support@cowin.gov.in</a> <a href="https://www.cowin.gov.in/home">https://www.cowin.gov.in/home</a> <a href="https://dashboard.kerala.gov.in/">https://dashboard.kerala.gov.in/</a> <a href="https://dhs.kerala.gov.in/https://aogyakeralam.gov.in/https://sha.kerala.gov.in/">https://dhs.kerala.gov.in/https://aogyakeralam.gov.in/https://sha.kerala.gov.in/</a>
---

TABLE10.COVID Vaccination related Helpline numbers

National/State/District	Line1	Line2	Line3
National Helpline	1075	+91 1123978046	0120 4473222
Disha	1056	04712552056	
StateCallCenter	04712309251	04712309252	04712309255
Thiruvananthapuram	9188610100	1077	
Kollam	04742797609	8589015556	
Pathanamthitta	04682222515	04682228220	
Alappuzha	04772239999		
Kottayam	04812565200	04812304800	04812581900
Idukki	18004255640	04862232220	04862233118
Ernakulam	9072303861		
Thrissur	9400066921	9400066922	9400066923
Palakkad	04912505264	04912505189	8943341439
Malappuram	04832733253	04832737858	04832733252
Kozhikode	7594001442		
Wayanad	04936202343	04936202375	9072510900
Kannur	04972700194		
Kasargod	9061076590	9061079244	9061078026