



കേരള സർക്കാർ

[www.health.kerala.gov.in](http://www.health.kerala.gov.in)

**COVID-19 OUTBREAK CONTROL AND PREVENTION STATE CELL  
HEALTH&FAMILY WELFARE DEPARTMENT**

[controlroomdhskerala@gmail.com](mailto:controlroomdhskerala@gmail.com)

[www.dhs.kerala.gov.in](http://www.dhs.kerala.gov.in)

**Kerala HEALTH-COVID-19 DAILY VACCINATION BULLETIN**

**Date: 11/06/2022**

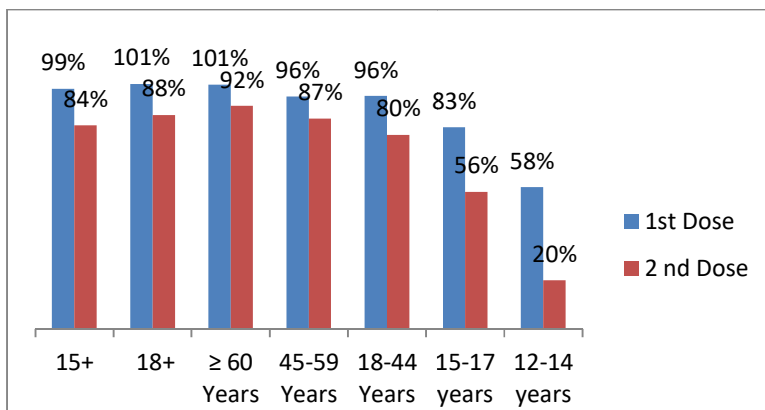
**OUR HEALTH OUR RESPONSIBILITY  
VACCINE ADVISORY**

- *People who are vaccinated with Covid Vaccine are reported to have reduced Covid related ICU admissions, serious disease and death.*
- *Early vaccination is useful to safeguard our life from this deadly disease.*
- *Vaccination sessions are planned as per the availability of vaccine. All are requested to cooperate.*
- *After receiving the first dose, second dose of Covishield vaccine is to be taken between 12–16weeks and second dose of Covaxin between 4-6 weeks.*
- *Covid vaccination is currently available to all above 15 years. Children in 15-18 age group will get Covaxin.*
- *Health Staffs, Frontline workers and people above 60 years with co-morbidities will get precaution dose after 9 months or 39 weeks from the second dose. The Same vaccine administered as first and second dose is to be taken as precaution dose. People above 60 years with co-morbidities should take medical advice before receiving precaution dose.*
- *Vaccination is available free of cost in all Government covid vaccination centers, and at a nominal rate (as per the Gol order F.No.2079203/2021/Immunization) in selected private Hospitals.*
- **ENSURE ALL YOUR ELIGIBLE FAMILY MEMBERS ARE PROTECTED BY RECEIVING ANY OF THE AVAILABLE COVID VACCINE.**
- **“BOTH COVAXIN AND COVISHIELD ARE EQUALLY EFFECTIVE AND SAFE”**
- **“BE FULLY PROTECTED – GET THE SECOND DOSE AT YOUR SCHEDULED TIME”**

### ANALYSIS


COVID-19 mass vaccinations are showing signs of preventing illness and steep decline in cases and hospital admissions in countries which done vaccination. Kerala started its vaccination for health care workers from January 16, 2021. The COVID-19 Vaccines Operational Guidelines issued by the Ministry of Health and Family Welfare, Govt. of India, 28th December 2020 and all subsequent Guidelines issued by Ministry of Health and Family Welfare, Govt of India are followed at the sites and all vaccination lanes

### Summary of COVID Vaccine Administered as on 11/06/2022 midnight



- 99%** of eligible population vaccinated with a single dose till June 11
- 84%** of eligible population vaccinated with double dose till June 11
- State has vaccinated about **83%** of children aged 15 - 17 years with a single dose

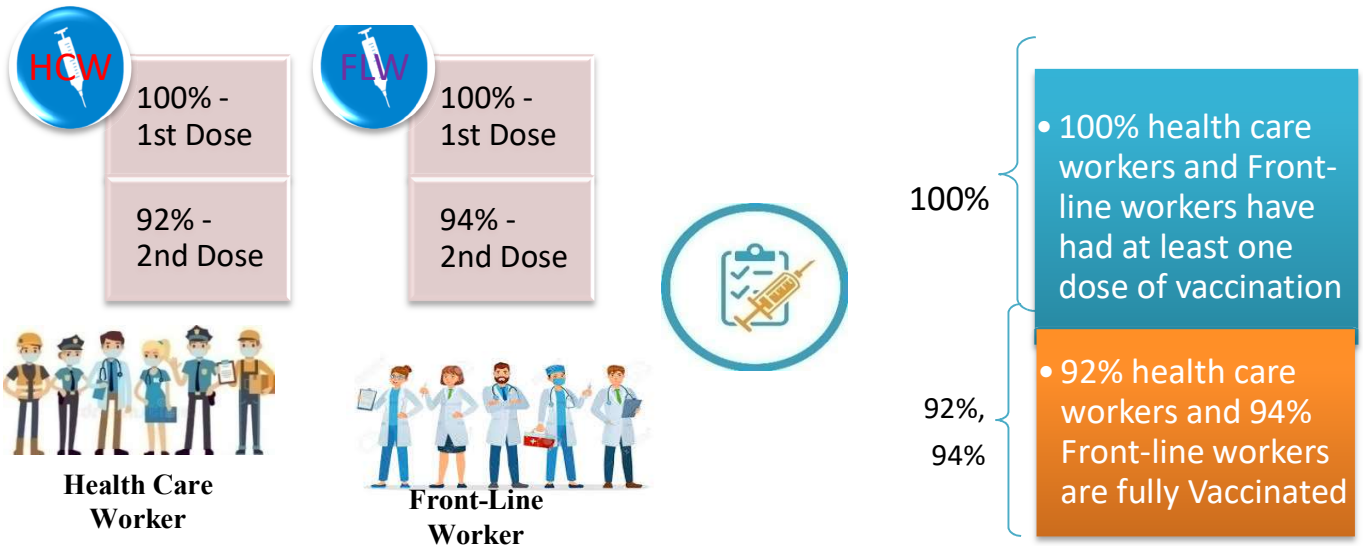
### Time Line of Vaccination Coverage



Kerala began administration of COVID 19 Vaccines on 16<sup>th</sup> January, 2021. As of 11th June 2022, Kerala has administered over 55 million doses overall, including first and second doses of vaccines.

**Over 99 per cent of the eligible population (15 + years) in Kerala has been administered the first dose of the Covid-19 vaccine. The state has achieved the target within 510 days since the beginning of the vaccination drive on January 16, 2021**

## Health Care Workers & Front-line Workers Vaccinated



### Are You Vaccinated? You Still Need to Practice: SMS

- Even after vaccination, follow COVID appropriate behavior
- Practice Social Distancing and greet without physical contact
- Always wear clean face mask
- Wash your hands thoroughly and frequently or use hand sanitizer
- Follow the current COVID 19 guidelines to prevent further spread
- Stay Safe. Stay Strong. Get Vaccinated



Even After Getting Vaccinated Keep Taking Precautions to Protect Your Self



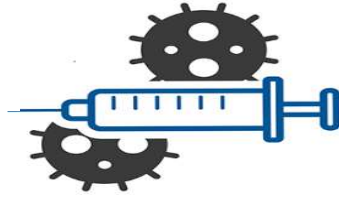
# The Race Towards Full Vaccination - Weekly Trend

4<sup>th</sup> – 10<sup>th</sup> June 2022

Kerala Administered over

## 0.99 Lakh

COVID Vaccine Doses during 4<sup>th</sup> to 10<sup>th</sup> June, 2022



From 4<sup>th</sup> to 10<sup>th</sup> June 2022 on average

**0.14 lakh** doses were administered daily.

Average Doses Administered Per day per week (in 1000)



Trend in average per day vaccination (in 1000) for the last two weeks



# Race Against Time – Vaccination Quarterly Status

(Q1:16<sup>th</sup> Jan-Mar, Q2: Apr-June, Q3: July-Sep, Q4: Oct - Dec)

## Daily Average Doses Administered per Quarter

In the first Quarter, only 42201 first doses and 5324 second doses were administered daily on average. During the second, third and fourth quarters, the daily vaccination of the first and second doses increased significantly.



## Vaccination Achievement per Quarter

In the third quarter of the immunization drive, 52% of the eligible population (18 + age) in Kerala were given the first dose and 29% the second dose.

■ Q1 ■ Q2 ■ Q3

### First Dose

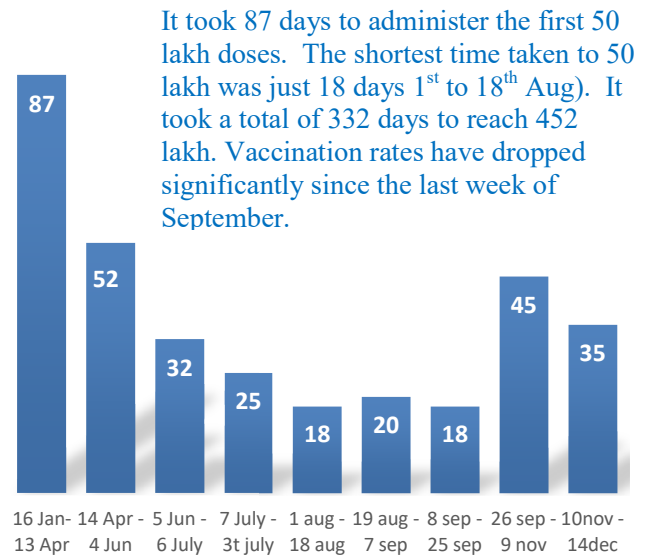


### Second Dose



## Dose Progression

The chart shows the days taken for total COVID-19 Vaccination doses (both first and second) in Kerala to cross every 50 lakh dose mark



## Vaccine Administered per Day and 7 days Moving Average in Last Quarter (Oct -Dec)

The seven-day moving average of daily doses in the last quarter showed a peak on December 2<sup>nd</sup> and continued to fluctuate thereafter



## Important Message to the Public

- a. *Infection or infection rate is only a part and disease manifestation of disease is to be monitored*
- b. *Fatality among vaccinated people is very less. Disease severity among vaccinated people is less.*
- c. *People with comorbidity should be careful. Once detected covid positive they should get admitted and do not stay at home.*
- d. *Death among non-vaccinated people, especially people with comorbidity is because of late arrival in hospitals*
- e. *Diabetes and Hypertension together is the most common cause of patient death if they arrive late.*
- f. *Vaccinated people, only if symptomatic are advised to consult Doctor.*
- g. *Non Vaccinated people, if symptomatic, may do RTPCR test*
- h. *Antigen testing is only for emergency purpose*
- i. *Non vaccinated people with co-morbidities to do testing by RTPCR and consult doctor*
- j. *Repeat RTPCR is not needed among the people who are detected COVID positive in the previous 2 months*
- k. *All young person detected positive and at home isolation should do glucose test*

TABLE1.Total Vaccination done in the State as on 11/06/2022 midnight

State Summary (15+ years)-Total doses administered till 12/06/2022 at 12 AM								
District	Target	First Dose	Percent age	Second Dose	Percentage*	Precaution Dose	Percentage	Total doses administered
Alappuzha	1829568	1733388	95%	1603098	88%	158699	27%	34,95,185
Ernakulam	3217878	3293583	102%	2778892	86%	216358	21%	62,88,833
Idukki	950762	957601	101%	797885	84%	40724	13%	17,96,210
Kannur	2100307	2156164	103%	1893674	90%	137424	21%	41,87,262
Kasaragod	1092141	1046419	96%	865783	79%	45714	12%	19,57,916
Kollam	2268371	2220325	98%	1911923	84%	141836	21%	42,74,084
Kottayam	1704500	1670662	98%	1462137	86%	131666	23%	32,64,465
Kozhikode	2746273	2663138	97%	2196815	80%	125031	16%	49,84,984
Malappuram	3386535	3361406	99%	2636190	78%	103039	14%	61,00,635
Palakkad	2349082	2320335	99%	2001818	85%	140167	25%	44,62,320
Pathanamthitta	1118564	1153930	103%	978900	88%	128860	27%	22,61,690
Thiruvananthapuram	2914006	2882881	99%	2479655	85%	224536	21%	55,87,072
Thrissur	2767777	2637481	95%	2427719	88%	224476	28%	52,89,676
Wayanad	716933	743523	104%	638952	89%	37341	13%	14,19,816
<b>Grand Total</b>	<b>29,162,697</b>	<b>2,88,40,836</b>	<b>99%</b>	<b>2,46,73,441</b>	<b>84%</b>	<b>18,55,871</b>	<b>21%</b>	<b>5,53,70,148</b>

TABLE2.Covid-19 Vaccination Center Functional in the State as on 11/06/2022 midnight(12/06/2022 12AM)

DISTRICTS	12+	15+	18+	Total
Alappuzha	84	84	6	174
Ernakulam	30	7	31	68
Idukki	3	1	5	9
Kannur	17	3	15	35
Kasaragod	2	2	5	9
Kollam	84	2	10	96
Kottayam	59	23	8	90
Kozhikode	19	15	16	50
Malappuram	9	6	10	25
Palakkad	9	2	9	20
Pathanamthitta	7	3	6	16
Thiruvananthapuram	89	5	13	107
Thrissur	82	1	27	110
Wayanad	0	0	0	0
<b>GrandTotal</b>	<b>494</b>	<b>154</b>	<b>161</b>	<b>809</b>

TABLE3. Health Care Workers Coverage as on 11/06/2022 midnight

<i>DISTRICT</i>	<i>1st DOSE</i>	<i>2nd Dose</i>	<i>% fully vaccinated</i>	<i>Precaution dose</i>	<i>Precaution dose (%) *</i>
<b>Alappuzha</b>	29022	27230	94%	13735	53%
<b>Ernakulam</b>	85568	75817	89%	31912	45%
<b>Idukki</b>	13555	13008	96%	5934	48%
<b>Kannur</b>	40389	37541	93%	18507	52%
<b>Kasaragod</b>	11610	10821	93%	4863	48%
<b>Kollam</b>	36040	33819	94%	15217	48%
<b>Kottayam</b>	38706	36306	94%	17046	50%
<b>Kozhikode</b>	52735	47956	91%	18233	41%
<b>Malappuram</b>	44834	41999	94%	17821	47%
<b>Palakkad</b>	34675	32015	92%	15798	53%
<b>Pathanamthitta</b>	29337	25081	85%	11856	51%
<b>Thiruvananthapuram</b>	73433	66403	90%	27350	45%
<b>Thrissur</b>	51910	49194	95%	26696	58%
<b>Wayanad</b>	13978	13292	95%	6453	51%
<b>Grand Total</b>	<b>555792</b>	<b>510482</b>	<b>92%</b>	<b>231421</b>	<b>49%</b>

1st Dose coverage for HCW is 100%

\*Proportion of beneficiaries who are eligible ( completed 9 months after 2nd dose )

TABLE4. Frontline workers Coverage as on 11/06/2022 midnight

<i>DISTRICT</i>	<i>1st dose</i>	<i>2nd Dose</i>	<i>% fully vaccinated</i>	<i>Precaution dose</i>	<i>Precaution dose(%) *</i>
<b>Alappuzha</b>	39130	36751	94%	13267	38%
<b>Ernakulam</b>	54935	50349	92%	18523	39%
<b>Idukki</b>	22995	21343	93%	5503	28%
<b>Kannur</b>	41383	39973	97%	12560	33%
<b>Kasaragod</b>	24615	22480	91%	6277	29%
<b>Kollam</b>	42235	38838	92%	10487	29%
<b>Kottayam</b>	32141	30604	95%	11077	38%
<b>Kozhikode</b>	55273	52556	95%	9426	19%
<b>Malappuram</b>	53916	51278	95%	13492	28%
<b>Palakkad</b>	48097	45546	95%	16734	39%
<b>Pathanamthitta</b>	25250	22534	89%	7185	34%
<b>Thiruvananthapuram</b>	73005	67627	93%	21967	36%
<b>Thrissur</b>	41909	40736	97%	17984	47%
<b>Wayanad</b>	17021	16095	95%	4048	27%
<b>Grand Total</b>	<b>571905</b>	<b>536710</b>	<b>94%</b>	<b>168530</b>	<b>34%</b>

1st Dose coverage for FLW is 100%

\*Proportion of beneficiaries who are eligible ( completed 9 months after 2nd dose )



TABLE5.Age-Appropriate Group (45-59 Years) Coverage as on 11/06/2022 midnight

Table 5: Age appropriate group (45-59 years) coverage							
45-59 years Coverage as on			12/06/2022	at 12 AM			
District	Target	1st Dose Coverage	Percentage	2nd Dose Coverage	Percentage fully vaccinated	Precaution dose	%
Alappuzha	535436	438935	82%	416288	78%	2871	2%
Ernakulam	809349	783691	97%	702948	87%	12575	4%
Idukki	237564	246971	104%	219210	92%	609	0%
Kannur	527295	515898	98%	480403	91%	2732	1%
Kasaragod	253027	252250	100%	224063	89%	371	0%
Kollam	541201	560090	103%	502884	93%	3036	1%
Kottayam	478470	414176	87%	374788	78%	3869	2%
Kozhikode	658949	655130	99%	581819	88%	3334	1%
Malappuram	733338	723010	99%	628909	86%	1784	1%
Palakkad	614226	547236	89%	500164	81%	3305	2%
Pathanamthitta	264372	281837	107%	251827	95%	2978	2%
Thiruvananthapuram	735836	681697	93%	613894	83%	8226	2%
Thrissur	689418	664037	96%	625732	91%	10610	4%
Wayanad	170537	177131	104%	164293	96%	318	0%
<b>Grand Total</b>	<b>7249018</b>	<b>69,42,089</b>	<b>96%</b>	<b>62,87,222</b>	<b>87%</b>	<b>56618</b>	<b>2%</b>

TABLE6.Age-Appropriate Group (≥60 Years) Coverage as on 11/06/2022midnight

Table 6: Age appropriate group (≥ 60 years) coverage							
≥ 60 years Coverage as on			12/06/2022	at 12 AM			
District	Target	1st Dose Coverage	Percentage	2nd Dose Coverage	Percentage fully vaccinated	Precaution dose	%
Alappuzha	424565	429043	101%	400863	94%	127453	47%
Ernakulam	673885	676284	100%	620743	92%	146779	35%
Idukki	193981	194573	100%	173058	89%	28341	23%
Kannur	438602	444499	101%	412745	94%	102208	38%
Kasaragod	182460	181707	100%	160345	88%	33949	27%
Kollam	497558	499530	100%	455242	91%	111721	39%
Kottayam	418008	419696	100%	384145	92%	98016	40%
Kozhikode	526896	529221	100%	480081	91%	92157	31%
Malappuram	477642	488120	102%	434613	91%	68992	28%
Palakkad	437708	439817	100%	402181	92%	103415	45%
Pathanamthitta	311297	312243	100%	280736	90%	105143	47%
Thiruvananthapuram	630465	633070	100%	571587	91%	162076	41%
Thrissur	581781	588170	101%	558342	96%	165554	48%
Wayanad	128009	128303	100%	114402	89%	26403	27%
<b>Grand Total</b>	<b>5922857</b>	<b>59,64,276</b>	<b>101%</b>	<b>54,49,083</b>	<b>92%</b>	<b>13,72,207</b>	<b>38%</b>

TABLE 6. Age-Appropriate Group (18-44 Years) Coverage as on 11/06/2022 midnight

18-44 years Coverage as on 12/06/2022 at 12 AM							
District	Target	First Dose					
		1st Dose Coverage	Percentage	2nd Dose Coverage	Percentage fully vaccinated	Precaution dose	%
Alappuzha	744178	669941	90%	633376	85%	1373	2%
Ernakulam	1470864	1510735	103%	1232237	84%	6569	4%
Idukki	437537	419524	96%	334481	76%	337	1%
Kannur	947964	965493	102%	831685	88%	1417	1%
Kasaragod	556876	501619	90%	410519	74%	254	0%
Kollam	1054752	932795	88%	793702	75%	1375	1%
Kottayam	665544	655469	98%	568148	85%	1658	2%
Kozhikode	1313678	1222253	93%	969792	74%	1881	2%
Malappuram	1777378	1830335	103%	1389509	78%	950	1%
Palakkad	1088327	1086513	100%	916855	84%	915	1%
Pathanamthitta	460819	443381	96%	357438	78%	1698	3%
Thiruvananthapuram	1309099	1248961	95%	1065595	81%	4917	3%
Thrissur	1274465	1098099	86%	1026995	81%	3632	3%
Wayanad	361152	354624	98%	302287	84%	119	0%
<b>Grand Total</b>	<b>13462633</b>	<b>1,29,39,742</b>	<b>96%</b>	<b>1,08,32,619</b>	<b>80%</b>	<b>27095</b>	<b>2%</b>
*Among those who have taken first dose							

TABLE 7. Age-Appropriate Group (15-17 Years) Coverage as on 11/06/2022 midnight

15-17 years Coverage as on 12/06/2022 at 12 AM					
District	Target	1st Dose Coverage	Percentage	2nd Dose Coverage	Percentage fully vaccinated
Alappuzha	80832	79593	98%	64357	80%
Ernakulam	172307	117826	68%	85532	50%
Idukki	51339	38453	75%	28954	56%
Kannur	97722	101406	104%	73266	75%
Kasaragod	60496	51324	85%	33366	55%
Kollam	105234	98333	93%	70079	67%
Kottayam	85400	70174	82%	50811	59%
Kozhikode	143028	111315	78%	59837	42%
Malappuram	241212	181429	75%	81883	34%
Palakkad	132742	116168	88%	82817	62%
Pathanamthitta	48854	40458	83%	31507	64%
Thiruvananthapuram	145238	111724	77%	74461	51%
Thrissur	123540	124851	101%	95302	77%
Wayanad	29245	36365	124%	23968	82%
<b>Grand Total</b>	<b>1,517,189</b>	<b>12,79,419</b>	<b>83%</b>	<b>8,56,140</b>	<b>56%</b>

Table 8: Age appropriate group (12-14 years) Coverage as on 11/06/2022 midnight

12-14 years Coverage as on 12/06/2022 at 12 AM					
District	Target	1st Dose Coverage	Percentage	2nd Dose Coverage	Percentage fully vaccinated
Alappuzha	43284	47724	110%	24233	56%
Ernakulam	90244	64544	72%	11266	12%
Idukki	29672	21530	73%	7831	26%
Kannur	89079	47096	53%	18061	20%
Kasaragod	39968	23294	58%	4189	10%
Kollam	69984	51302	73%	17359	25%
Kottayam	55571	40300	73%	17335	31%
Kozhikode	103644	37211	36%	4774	5%
Malappuram	159652	39762	25%	7999	5%
Palakkad	75249	47829	64%	22240	30%
Pathanamthitta	33203	21424	65%	9777	29%
Thiruvananthapuram	93804	60991	65%	20088	21%
Thrissur	99789	68505	69%	31418	31%
Wayanad	27857	16101	58%	4615	17%
<b>Grand Total</b>	<b>10,11,000</b>	<b>5,87,613</b>	<b>58%</b>	<b>2,01,185</b>	<b>20%</b>

TABLE9.State Summary (18+) as on 11/06/2022 midnight

State Summary (18+) 12/06/2022 at 12 AM							
District	Target	First Dose	Percentage	Second Dose	Percentage*	Precaution Dose	Percentage
Alappuzha	1704179	1606071	94%	1514508	89%	158699	27%
Ernakulam	2954098	3111213	105%	2682094	91%	216358	21%
Idukki	869082	897618	103%	761100	88%	40724	13%
Kannur	1913861	2007662	105%	1802347	94%	137424	21%
Kasaragod	992363	971801	98%	828228	83%	45714	12%
Kollam	2093511	2070690	99%	1824485	87%	141836	21%
Kottayam	1562022	1560188	100%	1393991	89%	131666	23%
Kozhikode	2499523	2514612	101%	2132204	85%	125031	16%
Malappuram	2988358	3140215	105%	2546308	85%	103039	14%
Palakkad	2140261	2156338	101%	1896761	89%	140167	25%
Pathanamthitta	1036488	1092048	105%	937616	90%	128860	27%
Thiruvananthapuram	2675400	2710166	101%	2385106	89%	224536	21%
Thrissur	2545664	2444125	96%	2300999	90%	224476	28%
Wayanad	659698	691057	105%	610369	93%	37341	13%
<b>Grand Total</b>	<b>2,66,34,508</b>	<b>2,69,73,804</b>	<b>101%</b>	<b>2,36,16,116</b>	<b>88%</b>	<b>1855871</b>	<b>21%</b>

\*Revised target population(> 18 years) as per MOHFW is 2.67 crores

\*As per letter from Additional Secretary MOHFW- D O No 2317579/2021/Imm dated 15/09/2021

TABLE 10. Achievement for the day 11/06/2022 midnight

Daily achievement 11/06/2022				
District	First Dose	Second Dose	Precaution dose	Total Doses Administered
Alappuzha	709	1781	643	3133
Ernakulam	1129	1227	2019	4375
Idukki	78	97	101	276
Kannur	765	1516	458	2739
Kasaragod	336	498	78	912
Kollam	2356	2870	258	5484
Kottayam	2193	3351	531	6075
Kozhikode	869	1324	719	2912
Malappuram	606	800	314	1720
Palakkad	254	289	198	741
Pathanamthitta	190	342	285	817
Thiruvananthapuram	2927	5502	1373	9802
Thrissur	1442	3502	925	5869
Wayanad	1	1	18	20
<b>Grand Total</b>	<b>13855</b>	<b>23100</b>	<b>7920</b>	<b>44875</b>

\*\* Vaccine stock details couldn't be downloaded from e-VIN portal as the portal is down.

TABLE11.COVID Vaccination related sites

<a href="mailto:support@cowin.gov.in">support@cowin.gov.in</a> <a href="https://www.cowin.gov.in/home">https://www.cowin.gov.in/home</a> <a href="https://dashboard.kerala.gov.in/">https://dashboard.kerala.gov.in/</a> <a href="https://dhs.kerala.gov.in/https://aogyakeralam.gov.in/https://sha.kerala.gov.in/">https://dhs.kerala.gov.in/https://aogyakeralam.gov.in/https://sha.kerala.gov.in/</a>
---

TABLE10.COVID Vaccination related Helpline numbers

National/State/District	Line1	Line2	Line3
National Helpline	1075	+91 1123978046	0120 4473222
Disha	1056	04712552056	
StateCallCenter	04712309251	04712309252	04712309255
Thiruvananthapuram	9188610100	1077	
Kollam	04742797609	8589015556	
Pathanamthitta	04682222515	04682228220	
Alappuzha	04772239999		
Kottayam	04812565200	04812304800	04812581900
Idukki	18004255640	04862232220	04862233118
Ernakulam	9072303861		
Thrissur	9400066921	9400066922	9400066923
Palakkad	04912505264	04912505189	8943341439
Malappuram	04832733253	04832737858	04832733252
Kozhikode	7594001442		
Wayanad	04936202343	04936202375	9072510900
Kannur	04972700194		
Kasargod	9061076590	9061079244	9061078026