



www.health.kerala.gov.in

**COVID-19 OUTBREAK CONTROL AND PREVENTION STATE CELL
HEALTH&FAMILY WELFARE DEPARTMENT**

www.dhs.kerala.gov.in

controlroomdhskerala@gmail.com

Kerala HEALTH-COVID-19 DAILY VACCINATION BULLETIN

Date: 01/06/2022

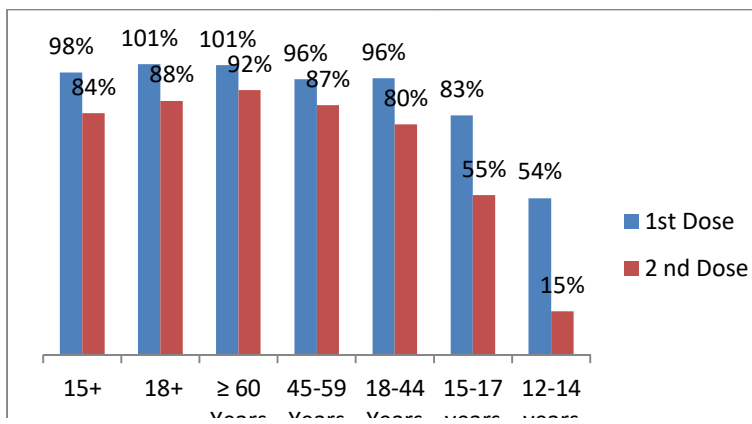
**OUR HEALTH OUR RESPONSIBILITY
VACCINE ADVISORY**

- *People who are vaccinated with Covid Vaccine are reported to have reduced Covid related ICU admissions, serious disease and death.*
- *Early vaccination is useful to safeguard our life from this deadly disease.*
- *Vaccination sessions are planned as per the availability of vaccine. All are requested to cooperate.*
- *After receiving the first dose, second dose of Covishield vaccine is to be taken between 12–16weeks and second dose of Covaxin between 4-6 weeks.*
- *Covid vaccination is currently available to all above 15 years. Children in 15-18 age group will get Covaxin.*
- *Health Staffs, Frontline workers and people above 60 years with co-morbidities will get precaution dose after 9 months or 39 weeks from the second dose. The Same vaccine administered as first and second dose is to be taken as precaution dose. People above 60 years with co-morbidities should take medical advice before receiving precaution dose.*
- *Vaccination is available free of cost in all Government covid vaccination centers, and at a nominal rate (as per the Gol order F.No.2079203/2021/Immunization) in selected private Hospitals.*
- ***ENSURE ALL YOUR ELIGIBLE FAMILY MEMBERS ARE PROTECTED BY RECEIVING ANY OF THE AVAILABLE COVID VACCINE.***
- ***“BOTH COVAXIN AND COVISHIELD ARE EQUALLY EFFECTIVE AND SAFE”***
- ***“BE FULLY PROTECTED – GET THE SECOND DOSE AT YOUR SCHEDULED TIME”***

ANALYSIS


COVID-19 mass vaccinations are showing signs of preventing illness and steep decline in cases and hospital admissions in countries which done vaccination. Kerala started its vaccination for health care workers from January 16, 2021. The COVID-19 Vaccines Operational Guidelines issued by the Ministry of Health and Family Welfare, Govt. of India, 28th December 2020 and all subsequent Guidelines issued by Ministry of Health and Family Welfare, Govt of India are followed at the sites and all vaccination lanes

Summary of COVID Vaccine Administered as on 01/06/2022 midnight



- 98%** of eligible population vaccinated with a single dose till June 01
- 84%** of eligible population vaccinated with double dose till June 01
- State has vaccinated about **82%** of children aged 15 - 17 years with a single dose

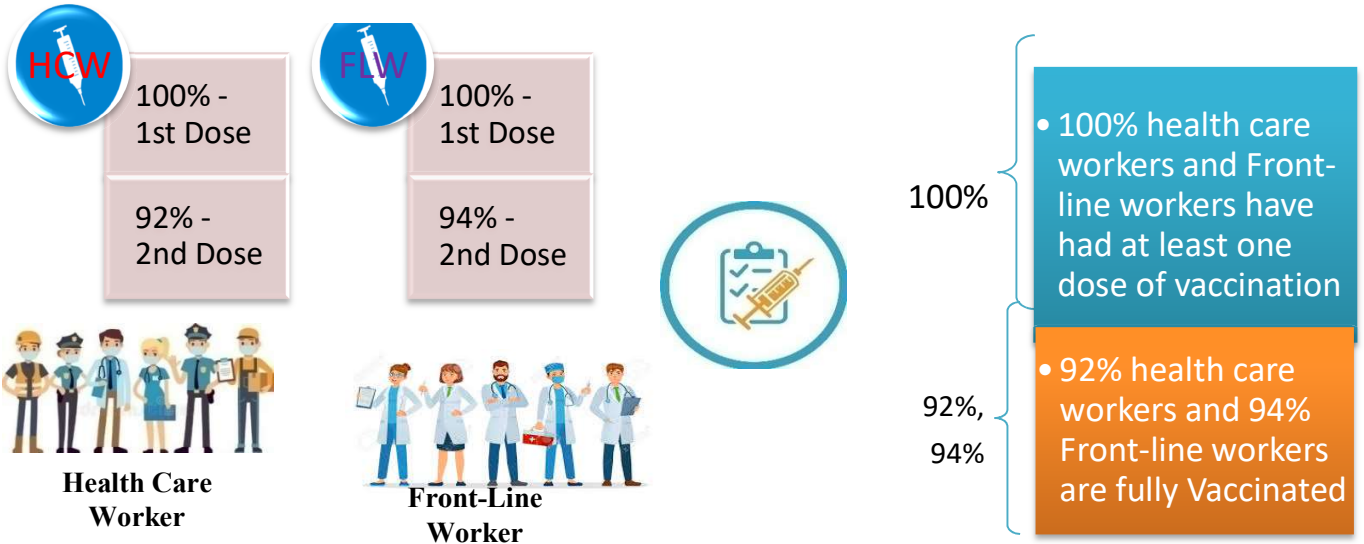
Time Line of Vaccination Coverage



Kerala began administration of COVID 19 Vaccines on 16th January, 2021. As of 1st June 2022, Kerala has administered over 54 million doses overall, including first and second doses of vaccines.

Over 98 per cent of the eligible population (15 + years) in Kerala has been administered the first dose of the Covid-19 vaccine. The state has achieved the target within 498 days since the beginning of the vaccination drive on January 16, 2021

Health Care Workers & Front-line Workers Vaccinated



Are You Vaccinated? You Still Need to Practice: SMS

- Even after vaccination, follow COVID appropriate behavior
- Practice Social Distancing and greet without physical contact
- Always wear clean face mask
- Wash your hands thoroughly and frequently or use hand sanitizer
- Follow the current COVID 19 guidelines to prevent further spread
- Stay Safe. Stay Strong. Get Vaccinated



Even After Getting Vaccinated Keep Taking Precautions to Protect Your Self



GET VACCINATED



WASH YOUR HANDS



WEAR A MASK



KEEP YOUR DISTANCE

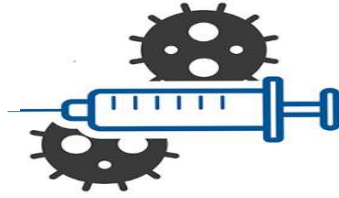
The Race Towards Full Vaccination - Weekly Trend

21st – 27th May 2022

Kerala Administered over

7.4 Lakh

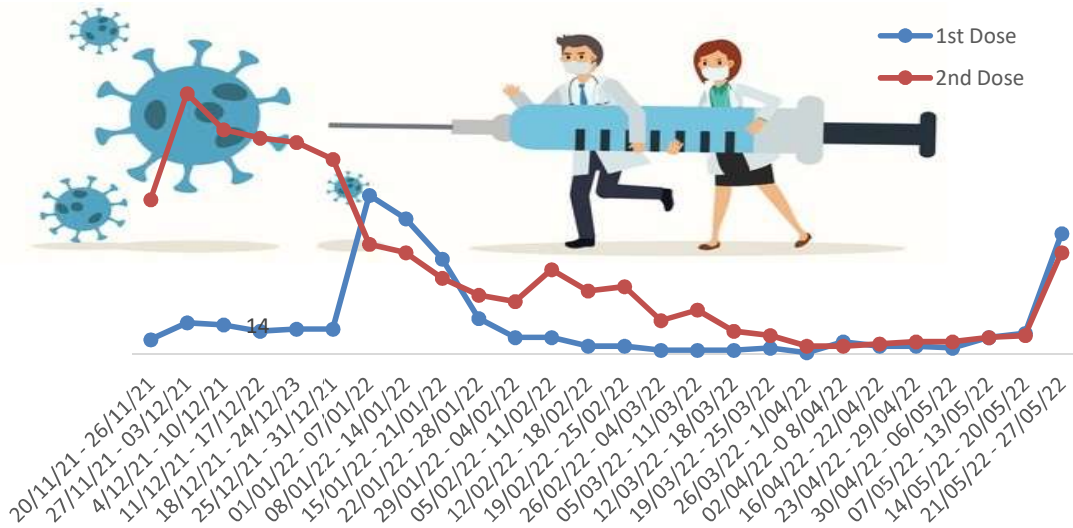
COVID Vaccine Doses during 21st to 27th May, 2022



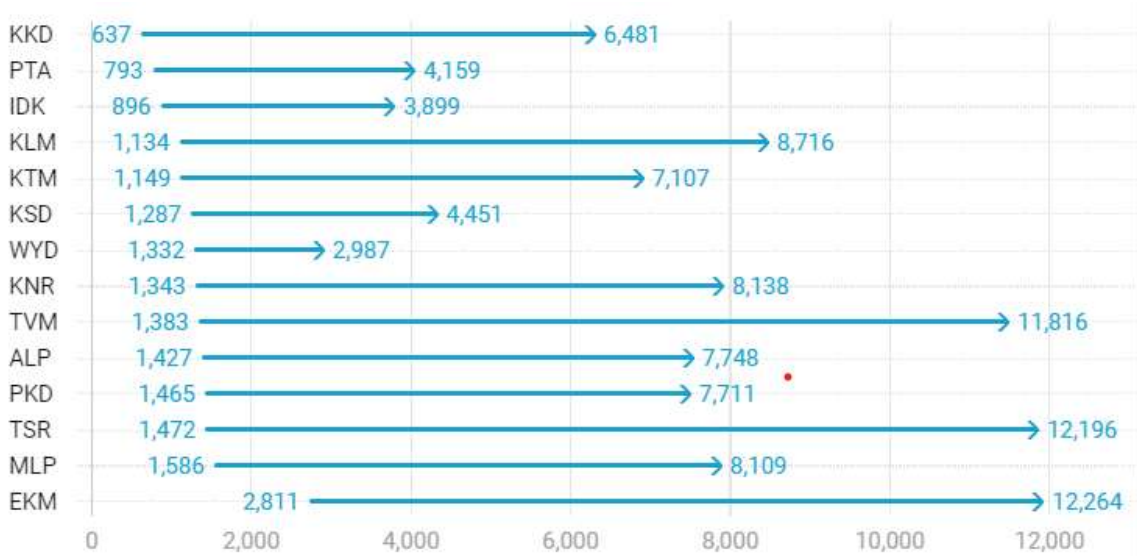
From 21st to 27th May 2022 on average

1.06 lakh doses were administered daily.

Average Doses Administered Per day per week (in 1000)



Trend in average per day vaccination (in 1000) for the last two weeks



Race Against Time – Vaccination Quarterly Status

(Q1:16th Jan-Mar, Q2: Apr-June, Q3: July-Sep, Q4: Oct - Dec)

Daily Average Doses Administered per Quarter

In the first Quarter, only 42201 first doses and 5324 second doses were administered daily on average. During the second, third and fourth quarters, the daily vaccination of the first and second doses increased significantly.



Vaccination Achievement per Quarter

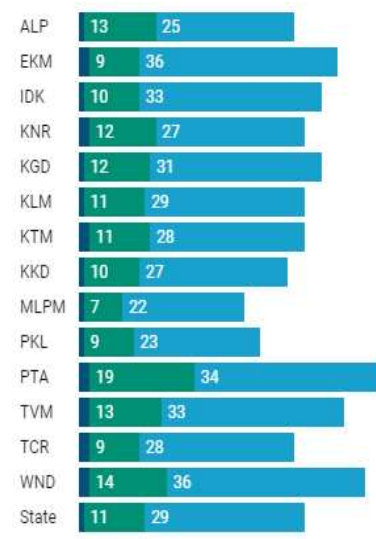
In the third quarter of the immunization drive, 52% of the eligible population (18 + age) in Kerala were given the first dose and 29% the second dose.

■ Q1 ■ Q2 ■ Q3

First Dose

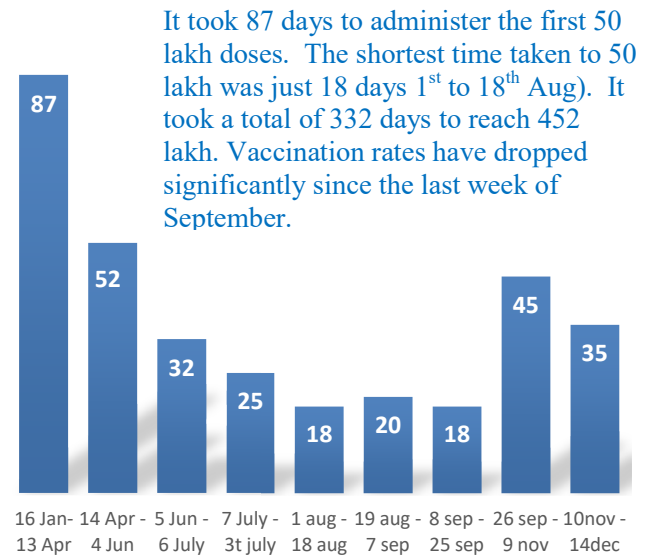


Second Dose



Dose Progression

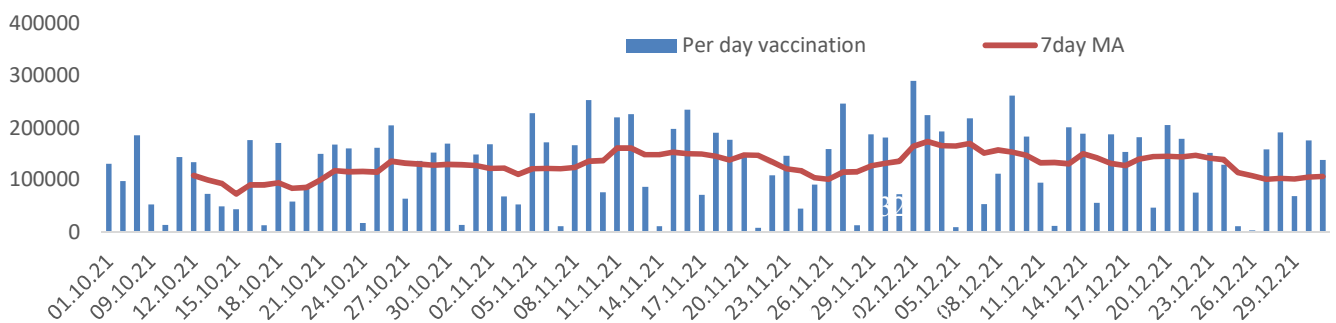
The chart shows the days taken for total COVID-19 Vaccination doses (both first and second) in Kerala to cross every 50 lakh dose mark



It took 87 days to administer the first 50 lakh doses. The shortest time taken to 50 lakh was just 18 days 1st to 18th Aug). It took a total of 332 days to reach 452 lakh. Vaccination rates have dropped significantly since the last week of September.

Vaccine Administered per Day and 7 days Moving Average in Last Quarter (Oct -Dec)

The seven-day moving average of daily doses in the last quarter showed a peak on December 2nd and continued to fluctuate thereafter



Important Message to the Public

- a. *Infection or infection rate is only a part and disease manifestation of disease is to be monitored*
- b. *Fatality among vaccinated people is very less. Disease severity among vaccinated people is less.*
- c. *People with comorbidity should be careful. Once detected covid positive they should get admitted and do not stay at home.*
- d. *Death among non-vaccinated people, especially people with comorbidity is because of late arrival in hospitals*
- e. *Diabetes and Hypertension together is the most common cause of patient death if they arrive late.*
- f. *Vaccinated people, only if symptomatic are advised to consult Doctor.*
- g. *Non Vaccinated people, if symptomatic, may do RTPCR test*
- h. *Antigen testing is only for emergency purpose*
- i. *Non vaccinated people with co-morbidities to do testing by RTPCR and consult doctor*
- j. *Repeat RTPCR is not needed among the people who are detected COVID positive in the previous 2 months*
- k. *All young person detected positive and at home isolation should do glucose test*

TABLE1.Total Vaccination done in the State as on 01/06/2022 midnight

State Summary (15+ years)-Total doses administered till 02/06/2022 at 12 AM								
District	Target	First Dose	Percent age	Second Dose	Percentage*	Precaution Dose	Percentage	Total doses administered
Alappuzha	1829568	1731222	95%	1597429	87%	152234	29%	34,80,885
Ernakulam	3217878	3288617	102%	2770425	86%	196546	22%	62,55,588
Idukki	950762	956481	101%	795765	84%	38484	14%	17,90,730
Kannur	2100307	2152887	102%	1887039	90%	130928	22%	41,70,854
Kasaragod	1092141	1044948	96%	863617	79%	44944	13%	19,53,509
Kollam	2268371	2215132	98%	1902933	84%	136259	23%	42,54,324
Kottayam	1704500	1661991	98%	1449216	85%	125260	25%	32,36,467
Kozhikode	2746273	2657235	97%	2189717	80%	119590	18%	49,66,542
Malappuram	3386535	3354647	99%	2627012	78%	97914	15%	60,79,573
Palakkad	2349082	2318127	99%	1996152	85%	133370	27%	44,47,649
Pathanamthitta	1118564	1152733	103%	975812	87%	124579	29%	22,53,124
Thiruvananthapuram	2914006	2872937	99%	2468255	85%	215259	24%	55,56,451
Thrissur	2767777	2631827	95%	2415076	87%	213317	30%	52,60,220
Wayanad	716933	742757	104%	637741	89%	36441	14%	14,16,939
Grand Total	29,162,697	2,87,81,541	98%	2,45,76,189	84%	17,65,125	22%	5,51,22,855

TABLE2.Covid-19 Vaccination Center Functional in the State as on 01/06/2022 midnight(02/06/2022 12AM)

DISTRICTS	12+	15+	18+	Total
Alappuzha	0	0	8	8
Ernakulam	1	0	25	26
Idukki	0	1	3	4
Kannur	1	0	11	12
Kasaragod	0	1	12	13
Kollam	1	0	4	5
Kottayam	1	1	9	11
Kozhikode	5	4	18	27
Malappuram	5	2	11	18
Palakkad	1	0	11	12
Pathanamthitta	0	0	4	4
Thiruvananthapuram	0	2	17	19
Thrissur	0	1	23	24
Wayanad	0	1	3	4
GrandTotal	15	13	159	187

TABLE3. Health Care Workers Coverage as on 01/06/2022 midnight

<i>DISTRICT</i>	<i>1st DOSE</i>	<i>2nd Dose</i>	<i>% fully vaccinated</i>	<i>Precaution dose</i>	<i>Precaution dose (%) *</i>
Alappuzha	29022	27226	94%	13527	53%
Ernakulam	85566	75806	89%	31333	45%
Idukki	13555	13007	96%	5836	48%
Kannur	40389	37536	93%	18219	51%
Kasaragod	11610	10814	93%	4809	48%
Kollam	36040	33815	94%	14983	48%
Kottayam	38706	36302	94%	16783	50%
Kozhikode	52735	47955	91%	17954	41%
Malappuram	44834	41994	94%	17539	47%
Palakkad	34675	32013	92%	15620	53%
Pathanamthitta	29337	25079	85%	11675	50%
Thiruvananthapuram	73431	66393	90%	26989	44%
Thrissur	51910	49191	95%	26401	57%
Wayanad	13978	13289	95%	6390	51%
Grand Total	555788	510420	92%	228058	48%

1st Dose coverage for HCW is 100%

*Proportion of beneficiaries who are eligible (completed 9 months after 2nd dose)

TABLE4. Frontline workers Coverage as on 01/06/2022 midnight

<i>DISTRICT</i>	<i>1st dose</i>	<i>2nd Dose</i>	<i>% fully vaccinated</i>	<i>Precaution dose</i>	<i>Precaution dose(%) *</i>
Alappuzha	39129	36745	94%	13036	38%
Ernakulam	54934	50340	92%	18058	39%
Idukki	22995	21340	93%	5317	28%
Kannur	41383	39966	97%	12334	33%
Kasaragod	24615	22478	91%	6228	30%
Kollam	42235	38833	92%	10258	29%
Kottayam	32141	30599	95%	10850	38%
Kozhikode	55273	52552	95%	9242	19%
Malappuram	53915	51270	95%	13140	28%
Palakkad	48097	45537	95%	16237	38%
Pathanamthitta	25250	22532	89%	7011	34%
Thiruvananthapuram	73001	67624	93%	21400	36%
Thrissur	41908	40731	97%	17670	46%
Wayanad	17021	16094	95%	3993	27%
Grand Total	571897	536641	94%	164774	33%

1st Dose coverage for FLW is 100%

*Proportion of beneficiaries who are eligible (completed 9 months after 2nd dose)

TABLE5.Age-Appropriate Group (45-59 Years) Coverage as on 01/06/2022 midnight

Table 5: Age appropriate group (45-59 years) coverage							
45-59 years Coverage as on				02/06/2022 at 12 AM			
District	Target	1st Dose Coverage	Percentage	2nd Dose Coverage	Percentage fully vaccinated	Precaution dose	%
Alappuzha	535436	438911	82%	416067	78%	2303	1%
Ernakulam	809349	783618	97%	702459	87%	10088	4%
Idukki	237564	246957	104%	219137	92%	521	0%
Kannur	527295	515849	98%	480088	91%	2262	1%
Kasaragod	253027	252222	100%	223974	89%	320	0%
Kollam	541201	560048	103%	502626	93%	2443	1%
Kottayam	478470	414143	87%	374580	78%	3096	2%
Kozhikode	658949	655051	99%	581457	88%	2667	1%
Malappuram	733338	722932	99%	628279	86%	1350	1%
Palakkad	614226	547198	89%	499745	81%	2793	2%
Pathanamthitta	264372	281815	107%	251745	95%	2484	2%
Thiruvananthapuram	735836	681648	93%	613672	83%	6873	2%
Thrissur	689418	663986	96%	625418	91%	8741	4%
Wayanad	170537	177126	104%	164283	96%	254	0%
Grand Total	7249018	69,41,504	96%	62,83,530	87%	46195	2%

TABLE6.Age-Appropriate Group (≥60 Years) Coverage as on 01/06/2022midnight

Table 6: Age appropriate group (≥ 60 years) coverage							
≥ 60 years Coverage as on				02/06/2022 at 12 AM			
District	Target	1st Dose Coverage	Percentage	2nd Dose Coverage	Percentage fully vaccinated	Precaution dose	%
Alappuzha	424565	429003	101%	400703	94%	122548	48%
Ernakulam	673885	676221	100%	620436	92%	134136	35%
Idukki	193981	194559	100%	173005	89%	26584	24%
Kannur	438602	444469	101%	412556	94%	97357	39%
Kasaragod	182460	181697	100%	160300	88%	33419	28%
Kollam	497558	499489	100%	455062	91%	107809	40%
Kottayam	418008	419654	100%	384004	92%	93794	40%
Kozhikode	526896	529183	100%	479911	91%	88758	32%
Malappuram	477642	488092	102%	434349	91%	65421	28%
Palakkad	437708	439786	100%	401972	92%	98246	45%
Pathanamthitta	311297	312216	100%	280666	90%	102424	47%
Thiruvananthapuram	630465	633020	100%	571426	91%	157764	42%
Thrissur	581781	588135	101%	558163	96%	158519	49%
Wayanad	128009	128299	100%	114382	89%	25736	28%
Grand Total	5922857	59,63,823	101%	54,46,935	92%	13,12,515	39%

TABLE 6. Age-Appropriate Group (18-44 Years) Coverage as on 01/06/2022 midnight

18-44 years Coverage as on 02/06/2022 at 12 AM							
District	Target	First Dose					
		1st Dose Coverage	Percentage	2nd Dose Coverage	Percentage fully vaccinated	Precaution dose	%
Alappuzha	744178	669720	90%	632226	85%	820	2%
Ernakulam	1470864	1510035	103%	1228698	84%	2931	3%
Idukki	437537	419390	96%	333790	76%	226	1%
Kannur	947964	965066	102%	829366	87%	756	1%
Kasaragod	556876	501424	90%	409637	74%	168	0%
Kollam	1054752	932501	88%	792086	75%	766	1%
Kottayam	665544	655226	98%	566763	85%	737	1%
Kozhikode	1313678	1221576	93%	967078	74%	969	1%
Malappuram	1777378	1829585	103%	1385044	78%	464	0%
Palakkad	1088327	1086183	100%	914307	84%	474	1%
Pathanamthitta	460819	443215	96%	356608	77%	985	3%
Thiruvananthapuram	1309099	1248596	95%	1064025	81%	2233	2%
Thrissur	1274465	1097848	86%	1024725	80%	1986	3%
Wayanad	361152	354547	98%	301907	84%	68	0%
Grand Total	13462633	1,29,34,912	96%	1,08,06,260	80%	13583	2%
*Among those who have taken first dose							

TABLE 7. Age-Appropriate Group (15-17 Years) Coverage as on 01/06/2022 midnight

15-17 years Coverage as on 02/06/2022 at 12 AM					
District	Target	1st Dose Coverage	Percentage	2nd Dose Coverage	Percentage fully vaccinated
Alappuzha	80832	79155	98%	63112	78%
Ernakulam	172307	117013	68%	84157	49%
Idukki	51339	38079	74%	28361	55%
Kannur	97722	101063	103%	72327	74%
Kasaragod	60496	51156	85%	33066	55%
Kollam	105234	97756	93%	68867	65%
Kottayam	85400	68608	80%	48417	57%
Kozhikode	143028	110025	77%	58223	41%
Malappuram	241212	180384	75%	79636	33%
Palakkad	132742	115787	87%	81792	62%
Pathanamthitta	48854	40279	82%	30851	63%
Thiruvananthapuram	145238	110735	76%	72851	50%
Thrissur	123540	124264	101%	93752	76%
Wayanad	29245	36223	124%	23581	81%
Grand Total	1,517,189	12,70,527	83%	8,38,993	55%

Table 8: Age appropriate group (12-14 years) Coverage as on 01/06/2022 midnight

12-14 years Coverage as on 02/06/2022 at 12 AM					
District	Target	1st Dose Coverage	Percentage	2nd Dose Coverage	Percentage fully vaccinated
Alappuzha	43284	46282	107%	21350	49%
Ernakulam	90244	61230	68%	8529	9%
Idukki	29672	20946	71%	7125	24%
Kannur	89079	44668	50%	15200	17%
Kasaragod	39968	22224	56%	3348	8%
Kollam	69984	47063	67%	11644	17%
Kottayam	55571	33513	60%	8551	15%
Kozhikode	103644	33392	32%	2541	2%
Malappuram	159652	34905	22%	6440	4%
Palakkad	75249	46401	62%	20786	28%
Pathanamthitta	33203	20621	62%	8331	25%
Thiruvananthapuram	93804	52506	56%	12264	13%
Thrissur	99789	63776	64%	23096	23%
Wayanad	27857	15563	56%	4205	15%
Grand Total	10,11,000	5,43,090	54%	1,53,410	15%

TABLE9.State Summary (18+) as on 01/06/2022 midnight

State Summary (18+) 02/06/2022 at 12 AM							
District	Target	First Dose	Percentage	Second Dose	Percentage*	Precaution Dose	Percentage
Alappuzha	1704179	1605785	94%	1512967	89%	152234	29%
Ernakulam	2954098	3110374	105%	2677739	91%	196546	22%
Idukki	869082	897456	103%	760279	87%	38484	14%
Kannur	1913861	2007156	105%	1799512	94%	130928	22%
Kasaragod	992363	971568	98%	827203	83%	44944	13%
Kollam	2093511	2070313	99%	1822422	87%	136259	23%
Kottayam	1562022	1559870	100%	1392248	89%	125260	25%
Kozhikode	2499523	2513818	101%	2128953	85%	119590	18%
Malappuram	2988358	3139358	105%	2540936	85%	97914	15%
Palakkad	2140261	2155939	101%	1893574	88%	133370	27%
Pathanamthitta	1036488	1091833	105%	936630	90%	124579	29%
Thiruvananthapuram	2675400	2709696	101%	2383140	89%	215259	24%
Thrissur	2545664	2443787	96%	2298228	90%	213317	30%
Wayanad	659698	690971	105%	609955	92%	36441	14%
Grand Total	2,66,34,508	2,69,67,924	101%	2,35,83,786	88%	1765125	22%

*Revised target population(> 18 years) as per MOHFW is 2.67 crores

*As per letter from Additional Secretary MOHFW- D O No 2317579/2021/Imm dated 15/09/2021

TABLE 10. Achievement for the day 01/06/2022 midnight

Daily achievement 01/06/2022				
District	First Dose	Second Dose	Precaution dose	Total Doses Administered
Alappuzha	16	54	118	188
Ernakulam	13	41	404	458
Idukki	7	25	37	69
Kannur	20	25	97	142
Kasaragod	42	48	43	133
Kollam	21	30	74	125
Kottayam	2	18	166	186
Kozhikode	59	124	232	415
Malappuram	77	221	148	446
Palakkad	8	34	103	145
Pathanamthitta	7	5	124	136
Thiruvananthapuram	20	38	275	333
Thrissur	16	33	295	344
Wayanad	0	10	19	29
Grand Total	308	706	2135	3149

** Vaccine stock details couldn't be downloaded from e-VIN portal as the portal is down.

TABLE11.COVID Vaccination related sites

support@cowin.gov.in https://www.cowin.gov.in/home https://dashboard.kerala.gov.in/ https://dhs.kerala.gov.in/https://aogyakeralam.gov.in/https://sha.kerala.gov.in/

TABLE10.COVID Vaccination related Helpline numbers

National/State/District	Line1	Line2	Line3
National Helpline	1075	+91 1123978046	0120 4473222
Disha	1056	04712552056	
StateCallCenter	04712309251	04712309252	04712309255
Thiruvananthapuram	9188610100	1077	
Kollam	04742797609	8589015556	
Pathanamthitta	04682222515	04682228220	
Alappuzha	04772239999		
Kottayam	04812565200	04812304800	04812581900
Idukki	18004255640	04862232220	04862233118
Ernakulam	9072303861		
Thrissur	9400066921	9400066922	9400066923
Palakkad	04912505264	04912505189	8943341439
Malappuram	04832733253	04832737858	04832733252
Kozhikode	7594001442		
Wayanad	04936202343	04936202375	9072510900
Kannur	04972700194		
Kasargod	9061076590	9061079244	9061078026