



www.health.kerala.gov.in

**COVID-19 OUTBREAK CONTROL AND PREVENTION STATE CELL
HEALTH&FAMILY WELFARE DEPARTMENT**

www.dhs.kerala.gov.in

controlroomdhskerala@gmail.com

Kerala HEALTH-COVID-19 DAILY VACCINATION BULLETIN

Date: 02/06/2022

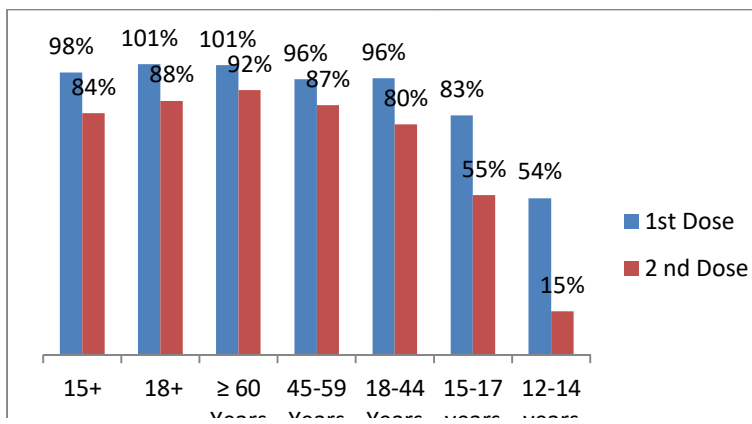
**OUR HEALTH OUR RESPONSIBILITY
VACCINE ADVISORY**

- *People who are vaccinated with Covid Vaccine are reported to have reduced Covid related ICU admissions, serious disease and death.*
- *Early vaccination is useful to safeguard our life from this deadly disease.*
- *Vaccination sessions are planned as per the availability of vaccine. All are requested to cooperate.*
- *After receiving the first dose, second dose of Covishield vaccine is to be taken between 12–16weeks and second dose of Covaxin between 4-6 weeks.*
- *Covid vaccination is currently available to all above 15 years. Children in 15-18 age group will get Covaxin.*
- *Health Staffs, Frontline workers and people above 60 years with co-morbidities will get precaution dose after 9 months or 39 weeks from the second dose. The Same vaccine administered as first and second dose is to be taken as precaution dose. People above 60 years with co-morbidities should take medical advice before receiving precaution dose.*
- *Vaccination is available free of cost in all Government covid vaccination centers, and at a nominal rate (as per the Gol order F.No.2079203/2021/Immunization) in selected private Hospitals.*
- ***ENSURE ALL YOUR ELIGIBLE FAMILY MEMBERS ARE PROTECTED BY RECEIVING ANY OF THE AVAILABLE COVID VACCINE.***
- ***“BOTH COVAXIN AND COVISHIELD ARE EQUALLY EFFECTIVE AND SAFE”***
- ***“BE FULLY PROTECTED – GET THE SECOND DOSE AT YOUR SCHEDULED TIME”***

ANALYSIS


COVID-19 mass vaccinations are showing signs of preventing illness and steep decline in cases and hospital admissions in countries which done vaccination. Kerala started its vaccination for health care workers from January 16, 2021. The COVID-19 Vaccines Operational Guidelines issued by the Ministry of Health and Family Welfare, Govt. of India, 28th December 2020 and all subsequent Guidelines issued by Ministry of Health and Family Welfare, Govt of India are followed at the sites and all vaccination lanes

Summary of COVID Vaccine Administered as on 02/06/2022 midnight



- 98%** of eligible population vaccinated with a single dose till June 02
- 84%** of eligible population vaccinated with double dose till June 02
- State has vaccinated about **83%** of children aged 15 - 17 years with a single dose

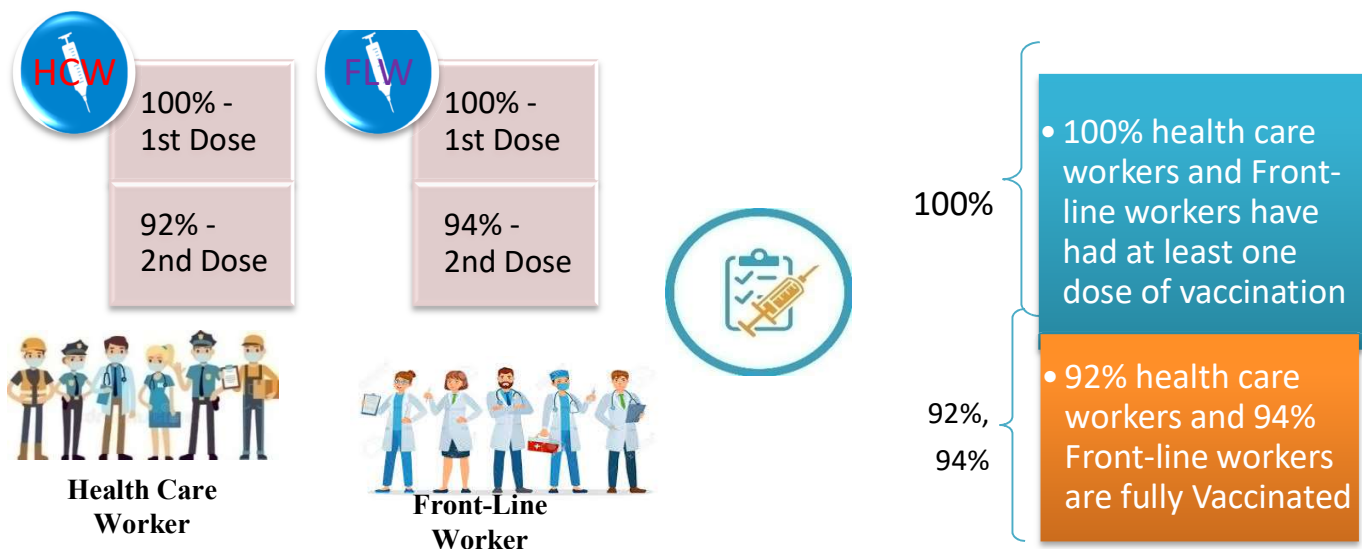
Time Line of Vaccination Coverage



Kerala began administration of COVID 19 Vaccines on 16th January, 2021. As of 2nd June 2022, Kerala has administered over 54 million doses overall, including first and second doses of vaccines.


Over 98 per cent of the eligible population (15 + years) in Kerala has been administered the first dose of the Covid-19 vaccine. The state has achieved the target within 498 days since the beginning of the vaccination drive on January 16, 2021

Health Care Workers & Front-line Workers Vaccinated



Are You Vaccinated? You Still Need to Practice: SMS

- Even after vaccination, follow COVID appropriate behavior
- Practice Social Distancing and greet without physical contact
- Always wear clean face mask
- Wash your hands thoroughly and frequently or use hand sanitizer
- Follow the current COVID 19 guidelines to prevent further spread
- Stay Safe. Stay Strong. Get Vaccinated



Even After Getting Vaccinated Keep Taking Precautions to Protect Your Self



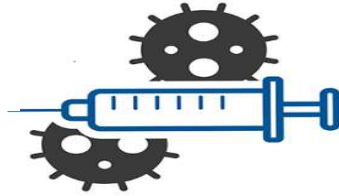
The Race Towards Full Vaccination - Weekly Trend

21st – 27th May 2022

Kerala Administered over

7.4 Lakh

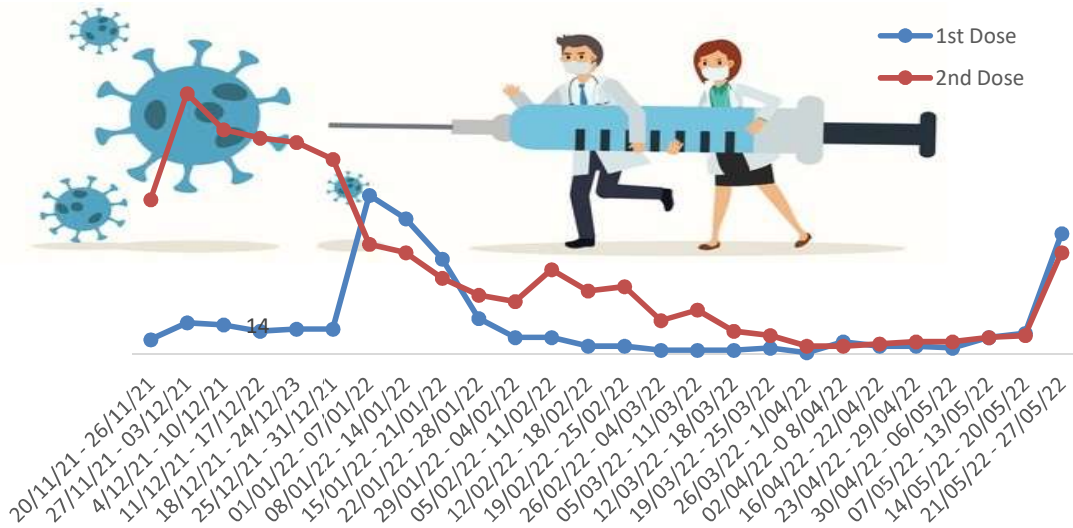
COVID Vaccine Doses during 21st to 27th May, 2022



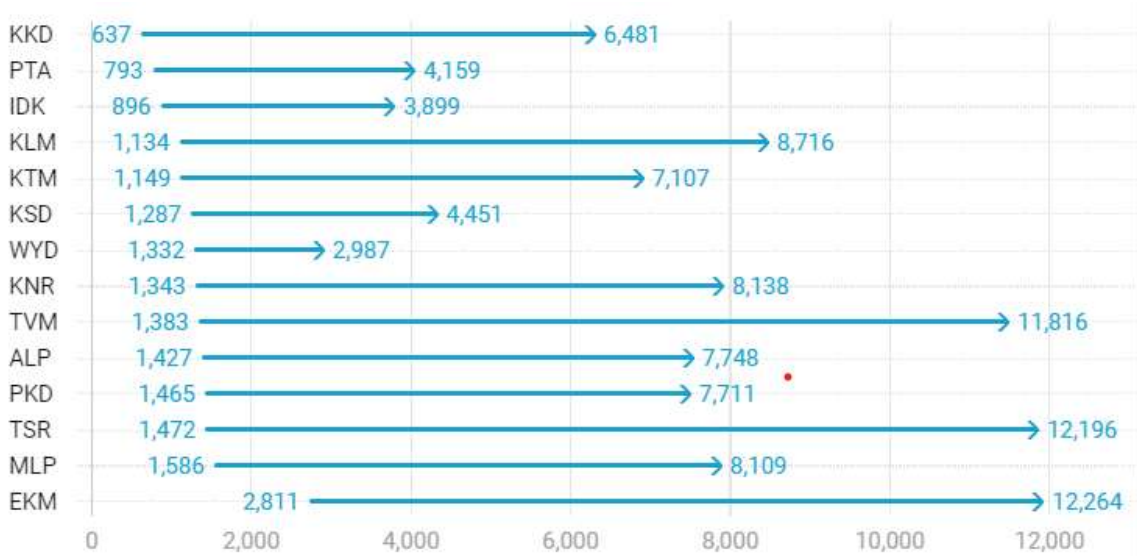
From 21st to 27th May 2022 on average

1.06 lakh doses were administered daily.

Average Doses Administered Per day per week (in 1000)



Trend in average per day vaccination (in 1000) for the last two weeks



Race Against Time – Vaccination Quarterly Status

(Q1:16th Jan-Mar, Q2: Apr-June, Q3: July-Sep, Q4: Oct - Dec)

Daily Average Doses Administered per Quarter

In the first Quarter, only 42201 first doses and 5324 second doses were administered daily on average. During the second, third and fourth quarters, the daily vaccination of the first and second doses increased significantly.



Vaccination Achievement per Quarter

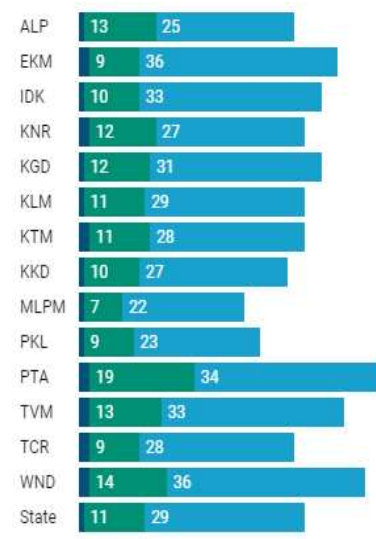
In the third quarter of the immunization drive, 52% of the eligible population (18 + age) in Kerala were given the first dose and 29% the second dose.

■ Q1 ■ Q2 ■ Q3

First Dose

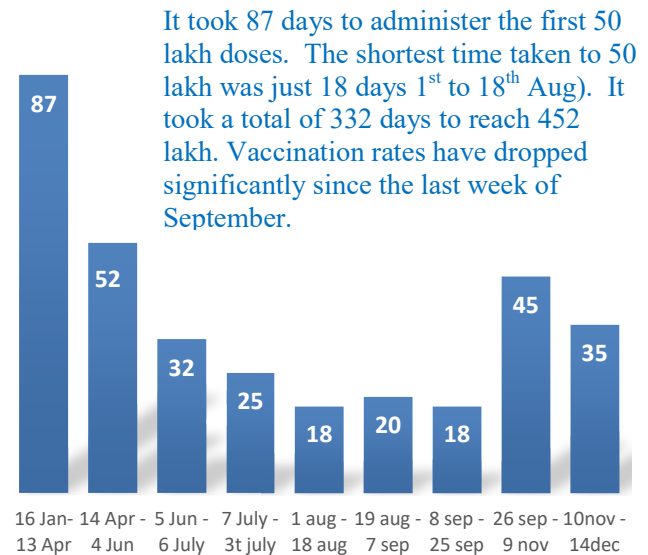


Second Dose



Dose Progression

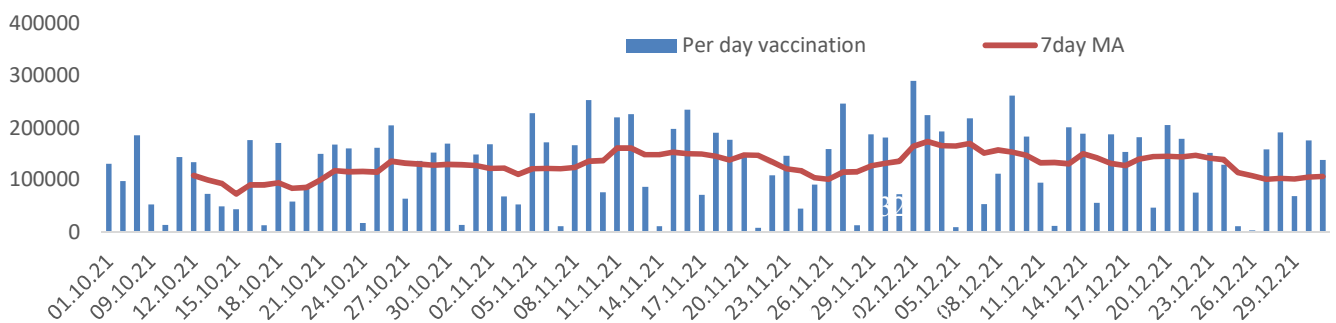
The chart shows the days taken for total COVID-19 Vaccination doses (both first and second) in Kerala to cross every 50 lakh dose mark



It took 87 days to administer the first 50 lakh doses. The shortest time taken to 50 lakh was just 18 days 1st to 18th Aug). It took a total of 332 days to reach 452 lakh. Vaccination rates have dropped significantly since the last week of September.

Vaccine Administered per Day and 7 days Moving Average in Last Quarter (Oct -Dec)

The seven-day moving average of daily doses in the last quarter showed a peak on December 2nd and continued to fluctuate thereafter



Important Message to the Public

- a. *Infection or infection rate is only a part and disease manifestation of disease is to be monitored*
- b. *Fatality among vaccinated people is very less. Disease severity among vaccinated people is less.*
- c. *People with comorbidity should be careful. Once detected covid positive they should get admitted and do not stay at home.*
- d. *Death among non-vaccinated people, especially people with comorbidity is because of late arrival in hospitals*
- e. *Diabetes and Hypertension together is the most common cause of patient death if they arrive late.*
- f. *Vaccinated people, only if symptomatic are advised to consult Doctor.*
- g. *Non Vaccinated people, if symptomatic, may do RTPCR test*
- h. *Antigen testing is only for emergency purpose*
- i. *Non vaccinated people with co-morbidities to do testing by RTPCR and consult doctor*
- j. *Repeat RTPCR is not needed among the people who are detected COVID positive in the previous 2 months*
- k. *All young person detected positive and at home isolation should do glucose test*

TABLE1.Total Vaccination done in the State as on 02/06/2022 midnight

State Summary (15+ years)-Total doses administered till 03/06/2022 at 12 AM								
District	Target	First Dose	Percent age	Second Dose	Percentage*	Precaution Dose	Percentage	Total doses administered
Alappuzha	1829568	1605846	94%	1513233	89%	153389	29%	1605846
Ernakulam	3217878	3110465	105%	2678298	91%	198848	22%	3110465
Idukki	950762	897479	103%	760459	88%	38850	14%	897479
Kannur	2100307	2007237	105%	1800061	94%	131855	22%	2007237
Kasaragod	1092141	971602	98%	827397	83%	45077	13%	971602
Kollam	2268371	2070353	99%	1822641	87%	136606	23%	2070353
Kottayam	1704500	1559916	100%	1392612	89%	126482	25%	1559916
Kozhikode	2746273	2513874	101%	2129189	85%	119901	18%	2513874
Malappuram	3386535	3139484	105%	2541590	85%	98626	15%	3139484
Palakkad	2349082	2156018	101%	1894270	89%	134521	27%	2156018
Pathanamthitta	1118564	1091865	105%	936794	90%	124949	28%	1091865
Thiruvananthapuram	2914006	2709791	101%	2383383	89%	215655	24%	2709791
Thrissur	2767777	2443792	96%	2298291	90%	213774	29%	2443792
Wayanad	716933	690972	105%	609958	92%	36464	14%	690972
Grand Total	29,162,697	2,69,68,694	101%	2,35,88,176	88%	1774997	22%	2,69,68,694

TABLE2.Covid-19 Vaccination Center Functional in the State as on 02/06/2022 midnight(03/06/2022 12AM)

DISTRICTS	12+	15+	18+	Total
Alappuzha	1	1	89	91
Ernakulam	5	2	44	51
Idukki	4	2	20	26
Kannur	4	6	33	43
Kasaragod	46	0	50	96
Kollam	7	21	15	43
Kottayam	25	21	35	81
Kozhikode	8	7	15	30
Malappuram	11	14	24	49
Palakkad	5	6	31	42
Pathanamthitta	10	13	16	39
Thiruvananthapuram	0	64	12	76
Thrissur	3	2	28	33
Wayanad	0	0	2	2
GrandTotal	129	159	414	702

TABLE3. Health Care Workers Coverage as on 02/06/2022 midnight

DISTRICT	1st DOSE	2nd Dose	% fully vaccinated	Precaution dose	Precaution dose (%) *
Alappuzha	29022	27226	94%	13565	53%
Ernakulam	85566	75809	89%	31404	45%
Idukki	13555	13007	96%	5853	48%
Kannur	40389	37536	93%	18258	52%
Kasaragod	11610	10816	93%	4822	48%
Kollam	36040	33815	94%	15002	48%
Kottayam	38706	36305	94%	16853	50%
Kozhikode	52735	47955	91%	17966	41%
Malappuram	44834	41994	94%	17584	47%
Palakkad	34675	32013	92%	15653	53%
Pathanamthitta	29337	25079	85%	11690	50%
Thiruvananthapuram	73431	66393	90%	27008	44%
Thrissur	51910	49191	95%	26413	57%
Wayanad	13978	13290	95%	6391	51%
Grand Total	555788	510429	92%	228462	48%

1st Dose coverage for HCW is 100%

*Proportion of beneficiaries who are eligible (completed 9 months after 2nd dose)

TABLE4. Frontline workers Coverage as on 02/06/2022 midnight

DISTRICT	1st dose	2nd Dose	% fully vaccinated	Precaution dose	Precaution dose(%) *
Alappuzha	39129	36745	94%	13072	38%
Ernakulam	54934	50341	92%	18097	39%
Idukki	22995	21340	93%	5344	28%
Kannur	41383	39966	97%	12356	32%
Kasaragod	24615	22478	91%	6241	30%
Kollam	42235	38833	92%	10277	29%
Kottayam	32141	30599	95%	10879	38%
Kozhikode	55273	52552	95%	9246	19%
Malappuram	53915	51272	95%	13177	28%
Palakkad	48097	45537	95%	16312	38%
Pathanamthitta	25250	22532	89%	7037	34%
Thiruvananthapuram	73001	67624	93%	21432	36%
Thrissur	41908	40731	97%	17679	46%
Wayanad	17021	16094	95%	3995	27%
Grand Total	571897	536644	94%	165144	33%

1st Dose coverage for FLW is 100%

*Proportion of beneficiaries who are eligible (completed 9 months after 2nd dose)

TABLE5.Age-Appropriate Group (45-59 Years) Coverage as on 02/06/2022 midnight

Table 5: Age appropriate group (45-59 years) coverage							
45-59 years Coverage as on				03/06/2022 at 12 AM			
District	Target	1st Dose Coverage	Percentage	2nd Dose Coverage	Percentage fully vaccinated	Precaution dose	%
Alappuzha	535436	438915	82%	416106	78%	2357	1%
Ernakulam	809349	783626	97%	702525	87%	10220	4%
Idukki	237564	246960	104%	219153	92%	522	0%
Kannur	527295	515856	98%	480148	91%	2297	1%
Kasaragod	253027	252227	100%	223991	89%	321	0%
Kollam	541201	560052	103%	502642	93%	2492	1%
Kottayam	478470	414147	87%	374621	78%	3143	2%
Kozhikode	658949	655057	99%	581487	88%	2713	1%
Malappuram	733338	722941	99%	628346	86%	1429	1%
Palakkad	614226	547203	89%	499834	81%	2840	2%
Pathanamthitta	264372	281816	107%	251756	95%	2515	2%
Thiruvananthapuram	735836	681661	93%	613679	83%	6973	2%
Thrissur	689418	663988	96%	625419	91%	8870	4%
Wayanad	170537	177126	104%	164283	96%	262	0%
Grand Total	7249018	69,41,575	96%	62,83,990	87%	46954	2%

TABLE6.Age-Appropriate Group (≥60 Years) Coverage as on 02/06/2022midnight

Table 6: Age appropriate group (≥ 60 years) coverage							
≥ 60 years Coverage as on				03/06/2022 at 12 AM			
District	Target	1st Dose Coverage	Percentage	2nd Dose Coverage	Percentage fully vaccinated	Precaution dose	%
Alappuzha	424565	429016	101%	400746	94%	123538	48%
Ernakulam	673885	676231	100%	620488	92%	136020	35%
Idukki	193981	194562	100%	173016	89%	26897	24%
Kannur	438602	444473	101%	412596	94%	98144	40%
Kasaragod	182460	181699	100%	160306	88%	33521	28%
Kollam	497558	499492	100%	455071	91%	108038	40%
Kottayam	418008	419656	100%	384042	92%	94829	40%
Kozhikode	526896	529188	100%	479916	91%	88958	32%
Malappuram	477642	488096	102%	434393	91%	65917	28%
Palakkad	437708	439793	100%	402019	92%	99207	45%
Pathanamthitta	311297	312218	100%	280671	90%	102672	47%
Thiruvananthapuram	630465	633025	100%	571429	91%	157895	42%
Thrissur	581781	588136	101%	558167	96%	158740	49%
Wayanad	128009	128299	100%	114382	89%	25742	27%
Grand Total	5922857	59,63,884	101%	54,47,242	92%	13,20,118	39%

TABLE 6. Age-Appropriate Group (18-44 Years) Coverage as on 02/06/2022 midnight

18-44 years Coverage as on 03/06/2022 at 12 AM							
District	Target	First Dose					
		1st Dose Coverage	Percentage	2nd Dose Coverage	Percentage fully vaccinated	Precaution dose	%
Alappuzha	744178	669764	90%	632410	85%	857	2%
Ernakulam	1470864	1510108	103%	1229135	84%	3107	3%
Idukki	437537	419407	96%	333943	76%	234	1%
Kannur	947964	965136	102%	829815	88%	800	1%
Kasaragod	556876	501451	90%	409806	74%	172	0%
Kollam	1054752	932534	88%	792280	75%	797	1%
Kottayam	665544	655266	98%	567045	85%	778	1%
Kozhikode	1313678	1221621	93%	967279	74%	1018	1%
Malappuram	1777378	1829698	103%	1385585	78%	519	0%
Palakkad	1088327	1086250	100%	914867	84%	509	1%
Pathanamthitta	460819	443244	96%	356756	77%	1035	3%
Thiruvananthapuram	1309099	1248673	95%	1064258	81%	2347	2%
Thrissur	1274465	1097850	86%	1024783	80%	2072	3%
Wayanad	361152	354548	98%	301909	84%	74	0%
Grand Total	13462633	1,29,35,550	96%	1,08,09,871	80%	14319	2%
*Among those who have taken first dose							

TABLE 7. Age-Appropriate Group (15-17 Years) Coverage as on 02/06/2022 midnight

15-17 years Coverage as on 03/06/2022 at 12 AM					
District	Target	1st Dose Coverage	Percentage	2nd Dose Coverage	Percentage fully vaccinated
Alappuzha	80832	79155	98%	63112	78%
Ernakulam	172307	117027	68%	84190	49%
Idukki	51339	38087	74%	28373	55%
Kannur	97722	101098	103%	72405	74%
Kasaragod	60496	51162	85%	33079	55%
Kollam	105234	97934	93%	69168	66%
Kottayam	85400	68750	81%	48622	57%
Kozhikode	143028	110108	77%	58348	41%
Malappuram	241212	180476	75%	79819	33%
Palakkad	132742	115813	87%	81926	62%
Pathanamthitta	48854	40336	83%	30989	63%
Thiruvananthapuram	145238	110977	76%	73384	51%
Thrissur	123540	124269	101%	93771	76%
Wayanad	29245	36223	124%	23581	81%
Grand Total	1,517,189	12,71,415	83%	8,40,767	55%

Table 8: Age appropriate group (12-14 years) Coverage as on 02/06/2022 midnight

12-14 years Coverage as on 03/06/2022 at 12 AM					
District	Target	1st Dose Coverage	Percentage	2nd Dose Coverage	Percentage fully vaccinated
Alappuzha	43284	46290	107%	21361	49%
Ernakulam	90244	61348	68%	8607	10%
Idukki	29672	20990	71%	7177	24%
Kannur	89079	44697	50%	15218	17%
Kasaragod	39968	22233	56%	3352	8%
Kollam	69984	47150	67%	11737	17%
Kottayam	55571	33733	61%	8834	16%
Kozhikode	103644	33455	32%	2560	2%
Malappuram	159652	35224	22%	6465	4%
Palakkad	75249	46434	62%	20819	28%
Pathanamthitta	33203	20648	62%	8381	25%
Thiruvananthapuram	93804	52506	56%	12264	13%
Thrissur	99789	63858	64%	23146	23%
Wayanad	27857	15563	56%	4205	15%
Grand Total	10,11,000	5,44,129	54%	1,54,126	15%

TABLE9.State Summary (18+) as on 02/06/2022 midnight

State Summary (18+) 03/06/2022 at 12 AM							
District	Target	First Dose	Percentage	Second Dose	Percentage*	Precaution Dose	Percentage
Alappuzha	1704179	1605846	94%	1513233	89%	153389	29%
Ernakulam	2954098	3110465	105%	2678298	91%	198848	22%
Idukki	869082	897479	103%	760459	88%	38850	14%
Kannur	1913861	2007237	105%	1800061	94%	131855	22%
Kasaragod	992363	971602	98%	827397	83%	45077	13%
Kollam	2093511	2070353	99%	1822641	87%	136606	23%
Kottayam	1562022	1559916	100%	1392612	89%	126482	25%
Kozhikode	2499523	2513874	101%	2129189	85%	119901	18%
Malappuram	2988358	3139484	105%	2541590	85%	98626	15%
Palakkad	2140261	2156018	101%	1894270	89%	134521	27%
Pathanamthitta	1036488	1091865	105%	936794	90%	124949	28%
Thiruvananthapuram	2675400	2709791	101%	2383383	89%	215655	24%
Thrissur	2545664	2443792	96%	2298291	90%	213774	29%
Wayanad	659698	690972	105%	609958	92%	36464	14%
Grand Total	2,66,34,508	2,69,68,694	101%	2,35,88,176	88%	1774997	22%

*Revised target population(> 18 years) as per MOHFW is 2.67 crores

*As per letter from Additional Secretary MOHFW- D O No 2317579/2021/Imm dated 15/09/2021

TABLE 10. Achievement for the day 02/06/2022 midnight

Daily achievement 02/06/2022				
District	First Dose	Second Dose	Precaution dose	Total Doses Administered
Alappuzha	69	277	1151	1497
Ernakulam	223	669	2300	3192
Idukki	73	245	366	684
Kannur	145	644	922	1711
Kasaragod	49	211	133	393
Kollam	305	613	343	1261
Kottayam	406	852	1222	2480
Kozhikode	182	375	305	862
Malappuram	537	862	711	2110
Palakkad	137	862	1150	2149
Pathanamthitta	116	352	370	838
Thiruvananthapuram	337	778	396	1511
Thrissur	94	132	457	683
Wayanad	1	3	22	26
Grand Total	2674	6875	9848	19397

** Vaccine stock details couldn't be downloaded from e-VIN portal as the portal is down.

TABLE11.COVID Vaccination related sites

support@cowin.gov.in https://www.cowin.gov.in/home https://dashboard.kerala.gov.in/ https://dhs.kerala.gov.in/https://aogyakeralam.gov.in/https://sha.kerala.gov.in/

TABLE10.COVID Vaccination related Helpline numbers

National/State/District	Line1	Line2	Line3
National Helpline	1075	+91 1123978046	0120 4473222
Disha	1056	04712552056	
StateCallCenter	04712309251	04712309252	04712309255
Thiruvananthapuram	9188610100	1077	
Kollam	04742797609	8589015556	
Pathanamthitta	04682222515	04682228220	
Alappuzha	04772239999		
Kottayam	04812565200	04812304800	04812581900
Idukki	18004255640	04862232220	04862233118
Ernakulam	9072303861		
Thrissur	9400066921	9400066922	9400066923
Palakkad	04912505264	04912505189	8943341439
Malappuram	04832733253	04832737858	04832733252
Kozhikode	7594001442		
Wayanad	04936202343	04936202375	9072510900
Kannur	04972700194		
Kasargod	9061076590	9061079244	9061078026