



www.health.kerala.gov.in

**COVID-19 OUTBREAK CONTROL AND PREVENTION STATE CELL
HEALTH&FAMILY WELFARE DEPARTMENT**

www.dhs.kerala.gov.in

controlroomdhskerala@gmail.com

Kerala HEALTH-COVID-19 DAILY VACCINATION BULLETIN

Date: 05/06/2022

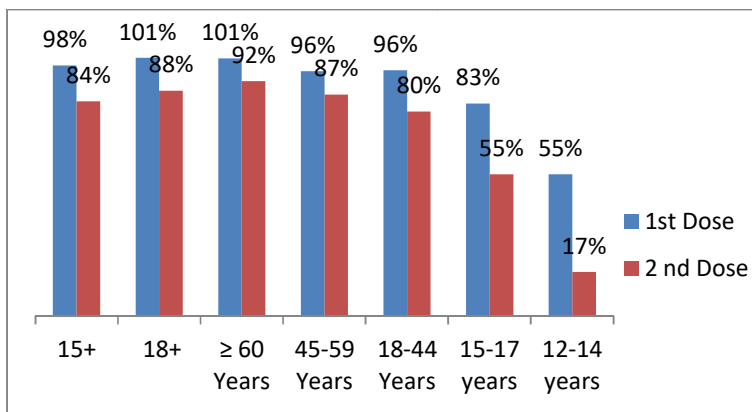
**OUR HEALTH OUR RESPONSIBILITY
VACCINE ADVISORY**

- *People who are vaccinated with Covid Vaccine are reported to have reduced Covid related ICU admissions, serious disease and death.*
- *Early vaccination is useful to safeguard our life from this deadly disease.*
- *Vaccination sessions are planned as per the availability of vaccine. All are requested to cooperate.*
- *After receiving the first dose, second dose of Covishield vaccine is to be taken between 12–16weeks and second dose of Covaxin between 4-6 weeks.*
- *Covid vaccination is currently available to all above 15 years. Children in 15-18 age group will get Covaxin.*
- *Health Staffs, Frontline workers and people above 60 years with co-morbidities will get precaution dose after 9 months or 39 weeks from the second dose. The Same vaccine administered as first and second dose is to be taken as precaution dose. People above 60 years with co-morbidities should take medical advice before receiving precaution dose.*
- *Vaccination is available free of cost in all Government covid vaccination centers, and at a nominal rate (as per the Gol order F.No.2079203/2021/Immunization) in selected private Hospitals.*
- ***ENSURE ALL YOUR ELIGIBLE FAMILY MEMBERS ARE PROTECTED BY RECEIVING ANY OF THE AVAILABLE COVID VACCINE.***
- ***“BOTH COVAXIN AND COVISHIELD ARE EQUALLY EFFECTIVE AND SAFE”***
- ***“BE FULLY PROTECTED – GET THE SECOND DOSE AT YOUR SCHEDULED TIME”***

ANALYSIS


COVID-19 mass vaccinations are showing signs of preventing illness and steep decline in cases and hospital admissions in countries which done vaccination. Kerala started its vaccination for health care workers from January 16, 2021. The COVID-19 Vaccines Operational Guidelines issued by the Ministry of Health and Family Welfare, Govt. of India, 28th December 2020 and all subsequent Guidelines issued by Ministry of Health and Family Welfare, Govt of India are followed at the sites and all vaccination lanes

Summary of COVID Vaccine Administered as on 05/06/2022 midnight



- 98%** of eligible population vaccinated with a single dose till June 05
- 84%** of eligible population vaccinated with double dose till June 05
- State has vaccinated about **83%** of children aged 15 - 17 years with a single dose

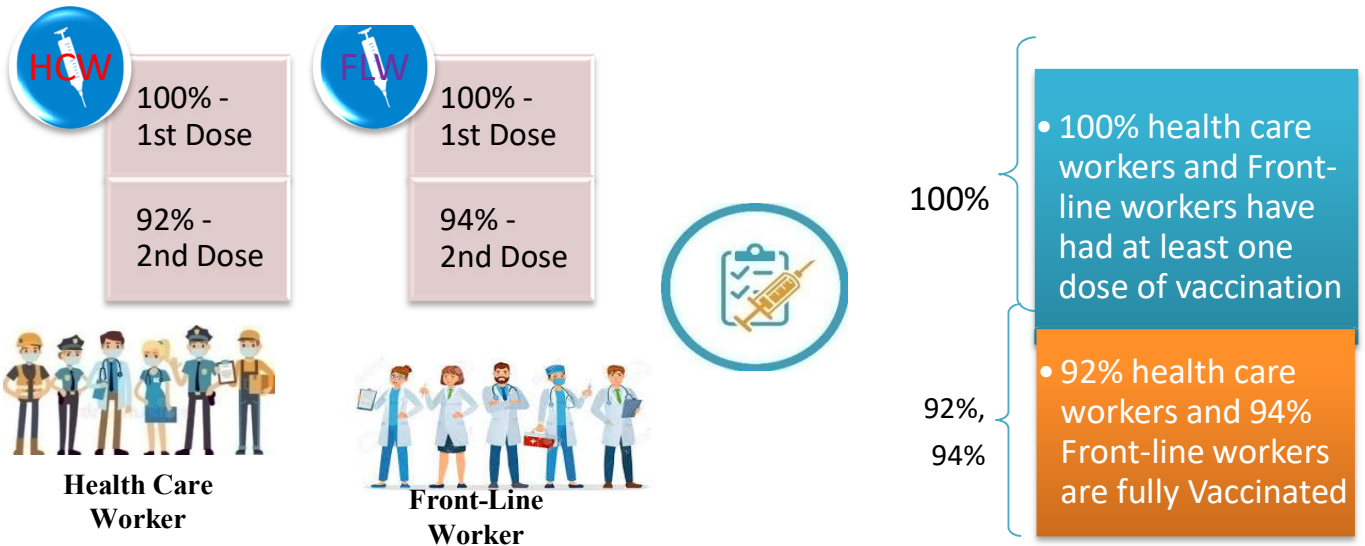
Time Line of Vaccination Coverage



Kerala began administration of COVID 19 Vaccines on 16th January, 2021. As of 5th June 2022, Kerala has administered over 54 million doses overall, including first and second doses of vaccines.

Over 98 per cent of the eligible population (15 + years) in Kerala has been administered the first dose of the Covid-19 vaccine. The state has achieved the target within 498 days since the beginning of the vaccination drive on January 16, 2021

Health Care Workers & Front-line Workers Vaccinated



Are You Vaccinated? You Still Need to Practice: SMS

- Even after vaccination, follow COVID appropriate behavior
- Practice Social Distancing and greet without physical contact
- Always wear clean face mask
- Wash your hands thoroughly and frequently or use hand sanitizer
- Follow the current COVID 19 guidelines to prevent further spread
- Stay Safe. Stay Strong. Get Vaccinated



Even After Getting Vaccinated Keep Taking Precautions to Protect Your Self



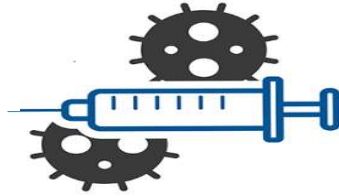
The Race Towards Full Vaccination - Weekly Trend

28th May – 3rd June 2022

Kerala Administered over

1.47 Lakh

COVID Vaccine Doses during 28th May to 3rd June, 2022

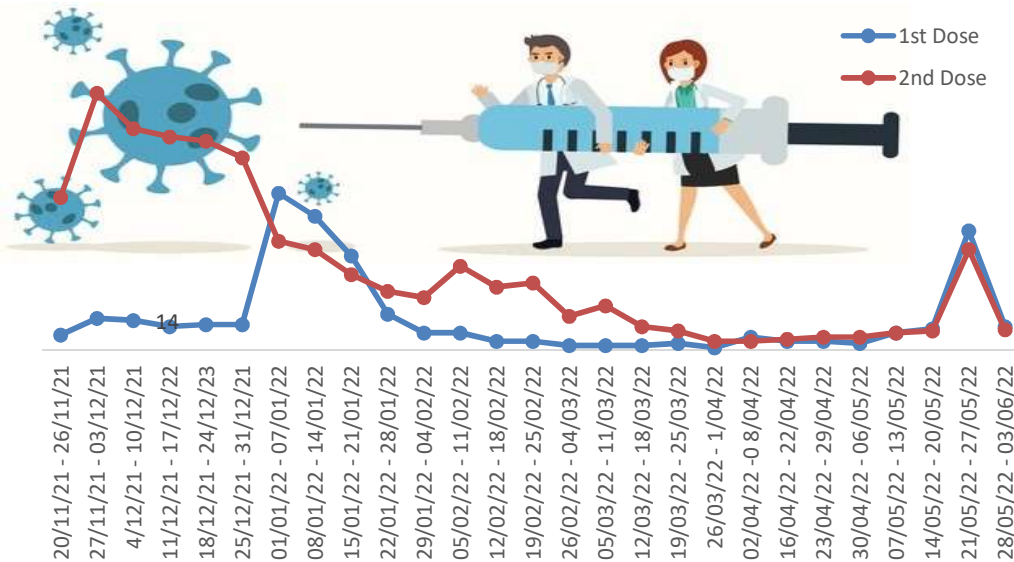


From 28th May to 3rd June 2022 on average

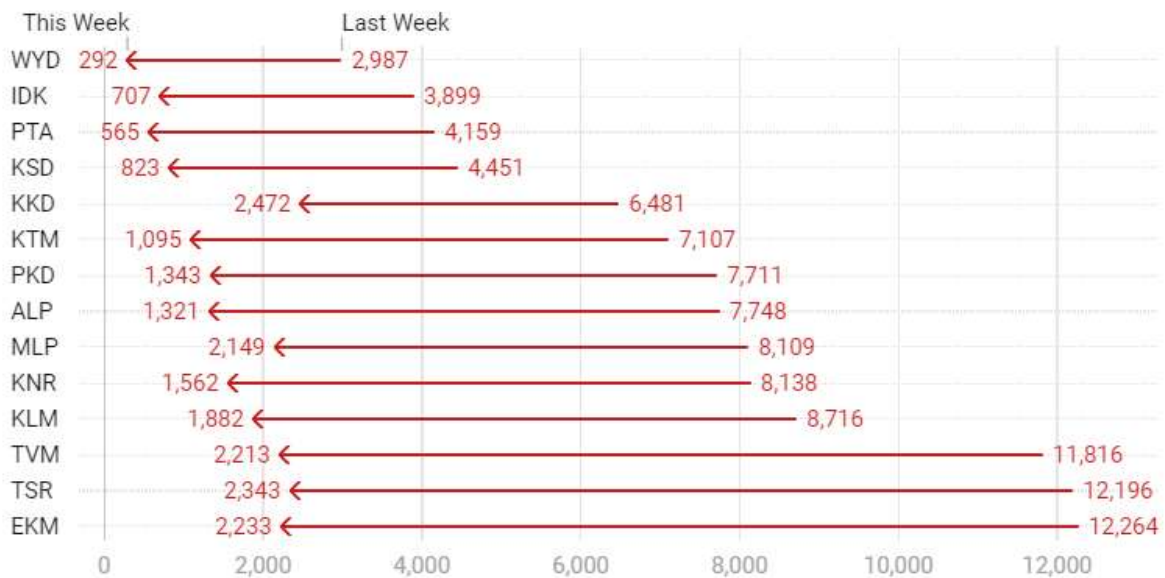
0.21 lakh

doses were administered daily.

Average Doses Administered Per day per week (in 1000)



Trend in average per day vaccination (in 1000) for the last two weeks



Race Against Time – Vaccination Quarterly Status

(Q1:16th Jan-Mar, Q2: Apr-June, Q3: July-Sep, Q4: Oct - Dec)

Daily Average Doses Administered per Quarter

In the first Quarter, only 42201 first doses and 5324 second doses were administered daily on average. During the second, third and fourth quarters, the daily vaccination of the first and second doses increased significantly.



Vaccination Achievement per Quarter

In the third quarter of the immunization drive, 52% of the eligible population (18 + age) in Kerala were given the first dose and 29% the second dose.

■ Q1 ■ Q2 ■ Q3

First Dose

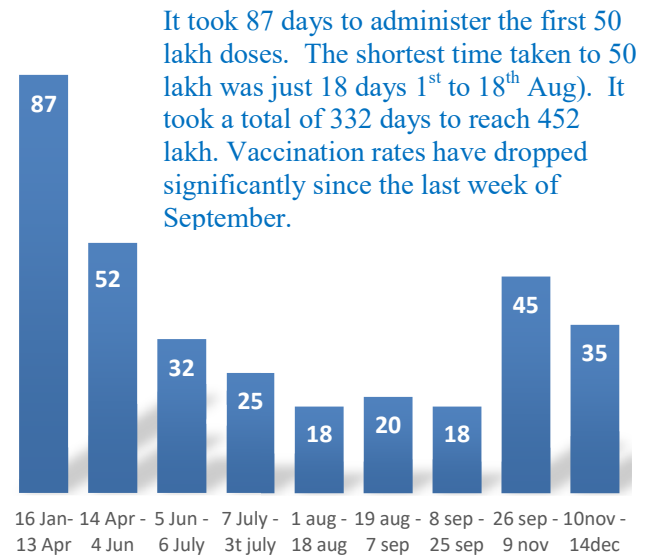


Second Dose



Dose Progression

The chart shows the days taken for total COVID-19 Vaccination doses (both first and second) in Kerala to cross every 50 lakh dose mark



Vaccine Administered per Day and 7 days Moving Average in Last Quarter (Oct -Dec)

The seven-day moving average of daily doses in the last quarter showed a peak on December 2nd and continued to fluctuate thereafter



Important Message to the Public

- a. *Infection or infection rate is only a part and disease manifestation of disease is to be monitored*
- b. *Fatality among vaccinated people is very less. Disease severity among vaccinated people is less.*
- c. *People with comorbidity should be careful. Once detected covid positive they should get admitted and do not stay at home.*
- d. *Death among non-vaccinated people, especially people with comorbidity is because of late arrival in hospitals*
- e. *Diabetes and Hypertension together is the most common cause of patient death if they arrive late.*
- f. *Vaccinated people, only if symptomatic are advised to consult Doctor.*
- g. *Non Vaccinated people, if symptomatic, may do RTPCR test*
- h. *Antigen testing is only for emergency purpose*
- i. *Non vaccinated people with co-morbidities to do testing by RTPCR and consult doctor*
- j. *Repeat RTPCR is not needed among the people who are detected COVID positive in the previous 2 months*
- k. *All young person detected positive and at home isolation should do glucose test*

TABLE1.Total Vaccination done in the State as on 05/06/2022 midnight

State Summary (15+ years)-Total doses administered till 06/06/2022 at 12 AM								
District	Target	First Dose	Percent age	Second Dose	Percentage*	Precaution Dose	Percentage	Total doses administered
Alappuzha	1829568	1732212	95%	1599767	88%	153920	29%	34,85,899
Ernakulam	3217878	3290318	102%	2773307	86%	204030	22%	62,67,655
Idukki	950762	957076	101%	796763	84%	39268	14%	17,93,107
Kannur	2100307	2154409	103%	1889862	90%	133438	23%	41,77,709
Kasaragod	1092141	1045809	96%	864721	79%	45200	13%	19,55,730
Kollam	2268371	2216943	98%	1905799	84%	137349	23%	42,60,091
Kottayam	1704500	1663422	98%	1452156	85%	127894	25%	32,43,472
Kozhikode	2746273	2659862	97%	2192464	80%	120912	17%	49,73,238
Malappuram	3386535	3356819	99%	2630639	78%	99778	15%	60,87,236
Palakkad	2349082	2318989	99%	1998684	85%	135957	27%	44,53,630
Pathanamthitta	1118564	1153246	103%	976953	87%	125900	28%	22,56,099
Thiruvananthapuram	2914006	2877138	99%	2471415	85%	217306	23%	55,65,859
Thrissur	2767777	2634778	95%	2419215	87%	215064	29%	52,69,057
Wayanad	716933	743150	104%	638284	89%	36728	14%	14,18,162
Grand Total	29,162,697	2,88,04,171	98%	2,46,10,029	84%	17,92,744	22%	5,52,06,944

TABLE2.Covid-19 Vaccination Center Functional in the State as on 05/06/2022 midnight(06/06/2022 12AM)

DISTRICTS	12+	15+	18+	Total
Alappuzha	0	0	2	2
Ernakulam	0	0	8	8
Idukki	0	0	0	0
Kannur	0	0	3	3
Kasaragod	0	0	3	3
Kollam	0	0	9	9
Kottayam	0	0	1	1
Kozhikode	1	0	6	7
Malappuram	0	0	3	3
Palakkad	0	0	2	2
Pathanamthitta	0	0	1	1
Thiruvananthapuram	0	0	10	10
Thrissur	0	1	27	28
Wayanad	0	0	1	1
GrandTotal	1	1	76	78

TABLE3. Health Care Workers Coverage as on 05/06/2022 midnight

<i>DISTRICT</i>	<i>1st DOSE</i>	<i>2nd Dose</i>	<i>% fully vaccinated</i>	<i>Precaution dose</i>	<i>Precaution dose (%) *</i>
Alappuzha	29022	27228	94%	13584	53%
Ernakulam	85566	75813	89%	31545	45%
Idukki	13555	13007	96%	5868	48%
Kannur	40389	37537	93%	18328	52%
Kasaragod	11610	10817	93%	4830	48%
Kollam	36040	33816	94%	15030	49%
Kottayam	38706	36305	94%	16889	50%
Kozhikode	52735	47955	91%	18033	41%
Malappuram	44834	41994	94%	17636	47%
Palakkad	34675	32014	92%	15697	53%
Pathanamthitta	29337	25080	85%	11732	50%
Thiruvananthapuram	73432	66393	90%	27062	45%
Thrissur	51910	49191	95%	26454	58%
Wayanad	13978	13291	95%	6410	51%
Grand Total	555789	510441	92%	229098	48%

1st Dose coverage for HCW is 100%

*Proportion of beneficiaries who are eligible (completed 9 months after 2nd dose)

TABLE4. Frontline workers Coverage as on 05/06/2022 midnight

<i>DISTRICT</i>	<i>1st dose</i>	<i>2nd Dose</i>	<i>% fully vaccinated</i>	<i>Precaution dose</i>	<i>Precaution dose(%) *</i>
Alappuzha	39129	36747	94%	13109	38%
Ernakulam	54934	50341	92%	18198	39%
Idukki	22995	21340	93%	5369	28%
Kannur	41383	39970	97%	12426	33%
Kasaragod	24615	22479	91%	6249	30%
Kollam	42235	38833	92%	10313	29%
Kottayam	32141	30599	95%	10932	38%
Kozhikode	55273	52553	95%	9294	19%
Malappuram	53915	51276	95%	13251	28%
Palakkad	48097	45538	95%	16406	39%
Pathanamthitta	25250	22532	89%	7068	34%
Thiruvananthapuram	73001	67624	93%	21491	36%
Thrissur	41908	40731	97%	17716	47%
Wayanad	17021	16094	95%	3999	27%
Grand Total	571897	536657	94%	165821	34%

1st Dose coverage for FLW is 100%

*Proportion of beneficiaries who are eligible (completed 9 months after 2nd dose)

TABLE5.Age-Appropriate Group (45-59 Years) Coverage as on 05/06/2022 midnight

Table 5: Age appropriate group (45-59 years) coverage							
45-59 years Coverage as on				06/06/2022 at 12 AM			
District	Target	1st Dose Coverage	Percentage	2nd Dose Coverage	Percentage fully vaccinated	Precaution dose	%
Alappuzha	535436	438916	82%	416124	78%	2437	1%
Ernakulam	809349	783645	97%	702671	87%	10802	4%
Idukki	237564	246962	104%	219161	92%	545	0%
Kannur	527295	515871	98%	480216	91%	2397	1%
Kasaragod	253027	252230	100%	224006	89%	334	0%
Kollam	541201	560054	103%	502675	93%	2604	1%
Kottayam	478470	414155	87%	374671	78%	3305	2%
Kozhikode	658949	655075	99%	581561	88%	2844	1%
Malappuram	733338	722955	99%	628486	86%	1506	1%
Palakkad	614226	547210	89%	499940	81%	2948	2%
Pathanamthitta	264372	281819	107%	251777	95%	2612	2%
Thiruvananthapuram	735836	681663	93%	613695	83%	7369	2%
Thrissur	689418	663992	96%	625429	91%	9350	4%
Wayanad	170537	177126	104%	164289	96%	275	0%
Grand Total	7249018	69,41,673	96%	62,84,701	87%	49328	2%

TABLE6.Age-Appropriate Group (≥60 Years) Coverage as on 05/06/2022midnight

Table 6: Age appropriate group (≥ 60 years) coverage							
≥ 60 years Coverage as on				06/06/2022 at 12 AM			
District	Target	1st Dose Coverage	Percentage	2nd Dose Coverage	Percentage fully vaccinated	Precaution dose	%
Alappuzha	424565	429018	101%	400754	94%	123846	48%
Ernakulam	673885	676245	100%	620572	92%	139644	36%
Idukki	193981	194564	100%	173025	89%	27229	24%
Kannur	438602	444477	101%	412631	94%	99360	40%
Kasaragod	182460	181701	100%	160318	88%	33599	28%
Kollam	497558	499498	100%	455099	91%	108449	40%
Kottayam	418008	419660	100%	384065	92%	95796	41%
Kozhikode	526896	529193	100%	479940	91%	89498	32%
Malappuram	477642	488099	102%	434458	91%	66773	28%
Palakkad	437708	439795	100%	402055	92%	100292	46%
Pathanamthitta	311297	312225	100%	280689	90%	103292	47%
Thiruvananthapuram	630465	633032	100%	571444	91%	158163	42%
Thrissur	581781	588142	101%	558180	96%	159084	49%
Wayanad	128009	128302	100%	114388	89%	25956	28%
Grand Total	5922857	59,63,951	101%	54,47,618	92%	13,30,981	39%

TABLE 6. Age-Appropriate Group (18-44 Years) Coverage as on 05/06/2022 midnight

18-44 years Coverage as on 06/06/2022 at 12 AM							
District	Target	First Dose					
		1st Dose Coverage	Percentage	2nd Dose Coverage	Percentage fully vaccinated	Precaution dose	%
Alappuzha	744178	669803	90%	632622	85%	941	2%
Ernakulam	1470864	1510283	103%	1230125	84%	3833	3%
Idukki	437537	419437	96%	334112	76%	257	1%
Kannur	947964	965255	102%	830458	88%	926	1%
Kasaragod	556876	501506	90%	410038	74%	188	0%
Kollam	1054752	932578	88%	792469	75%	950	2%
Kottayam	665544	655339	98%	567380	85%	971	2%
Kozhikode	1313678	1221770	93%	967902	74%	1240	2%
Malappuram	1777378	1829831	103%	1386677	78%	612	1%
Palakkad	1088327	1086323	100%	915446	84%	611	1%
Pathanamthitta	460819	443278	96%	356935	77%	1194	3%
Thiruvananthapuram	1309099	1248694	95%	1064321	81%	3201	3%
Thrissur	1274465	1097875	86%	1024927	80%	2451	3%
Wayanad	361152	354579	98%	302075	84%	88	0%
Grand Total	13462633	1,29,36,551	96%	1,08,15,487	80%	17463	2%
*Among those who have taken first dose							

TABLE 7. Age-Appropriate Group (15-17 Years) Coverage as on 05/06/2022 midnight

15-17 years Coverage as on 06/06/2022 at 12 AM					
District	Target	1st Dose Coverage	Percentage	2nd Dose Coverage	Percentage fully vaccinated
Alappuzha	80832	79413	98%	63833	79%
Ernakulam	172307	117188	68%	84441	49%
Idukki	51339	38262	75%	28642	56%
Kannur	97722	101215	104%	72805	75%
Kasaragod	60496	51264	85%	33248	55%
Kollam	105234	98031	93%	69345	66%
Kottayam	85400	69000	81%	49047	57%
Kozhikode	143028	110664	77%	59049	41%
Malappuram	241212	180830	75%	80606	33%
Palakkad	132742	115918	87%	82264	62%
Pathanamthitta	48854	40368	83%	31118	64%
Thiruvananthapuram	145238	110988	76%	73401	51%
Thrissur	123540	124432	101%	94081	76%
Wayanad	29245	36295	124%	23770	81%
Grand Total	1,517,189	12,73,868	83%	8,45,650	55%

Table 8: Age appropriate group (12-14 years) Coverage as on 05/06/2022 midnight

12-14 years Coverage as on 06/06/2022 at 12 AM					
District	Target	1st Dose Coverage	Percentage	2nd Dose Coverage	Percentage fully vaccinated
Alappuzha	43284	46911	108%	22459	52%
Ernakulam	90244	62457	69%	9343	10%
Idukki	29672	21301	72%	7476	25%
Kannur	89079	45819	51%	16245	18%
Kasaragod	39968	22883	57%	3815	10%
Kollam	69984	48507	69%	13562	19%
Kottayam	55571	34421	62%	10089	18%
Kozhikode	103644	35152	34%	3504	3%
Malappuram	159652	36355	23%	7142	4%
Palakkad	75249	46971	62%	21427	28%
Pathanamthitta	33203	20969	63%	8822	27%
Thiruvananthapuram	93804	56328	60%	14537	15%
Thrissur	99789	66519	67%	26676	27%
Wayanad	27857	15849	57%	4377	16%
Grand Total	10,11,000	5,60,442	55%	1,69,474	17%

TABLE9.State Summary (18+) as on 05/06/2022 midnight

State Summary (18+) 06/06/2022 at 12 AM							
District	Target	First Dose	Percentage	Second Dose	Percentage*	Precaution Dose	Percentage
Alappuzha	1704179	1605888	94%	1513475	89%	153920	29%
Ernakulam	2954098	3110673	105%	2679523	91%	204030	22%
Idukki	869082	897513	103%	760645	88%	39268	14%
Kannur	1913861	2007375	105%	1800812	94%	133438	23%
Kasaragod	992363	971662	98%	827658	83%	45200	13%
Kollam	2093511	2070405	99%	1822892	87%	137349	23%
Kottayam	1562022	1560001	100%	1393020	89%	127894	25%
Kozhikode	2499523	2514046	101%	2129911	85%	120912	17%
Malappuram	2988358	3139634	105%	2542891	85%	99778	15%
Palakkad	2140261	2156100	101%	1894993	89%	135957	27%
Pathanamthitta	1036488	1091909	105%	937013	90%	125900	28%
Thiruvananthapuram	2675400	2709822	101%	2383477	89%	217306	23%
Thrissur	2545664	2443827	96%	2298458	90%	215064	29%
Wayanad	659698	691006	105%	610137	92%	36728	14%
Grand Total	2,66,34,508	2,69,69,861	101%	2,35,94,905	88%	1792744	22%

*Revised target population(> 18 years) as per MOHFW is 2.67 crores

*As per letter from Additional Secretary MOHFW- D O No 2317579/2021/Imm dated 15/09/2021

TABLE 10. Achievement for the day 05/06/2022 midnight

Daily achievement 05/06/2022				
District	First Dose	Second Dose	Precaution dose	Total Doses Administered
Alappuzha	0	1	38	39
Ernakulam	5	18	319	342
Idukki	0	0	0	0
Kannur	1	1	25	27
Kasaragod	0	0	5	5
Kollam	1	6	59	66
Kottayam	1	5	49	55
Kozhikode	1	1	24	26
Malappuram	0	5	24	29
Palakkad	0	4	62	66
Pathanamthitta	0	0	33	33
Thiruvananthapuram	2	19	378	399
Thrissur	5	13	254	272
Wayanad	0	0	0	0
Grand Total	16	73	1270	1359

** Vaccine stock details couldn't be downloaded from e-VIN portal as the portal is down.

TABLE11.COVID Vaccination related sites

support@cowin.gov.in https://www.cowin.gov.in/home https://dashboard.kerala.gov.in/ https://dhs.kerala.gov.in/https://aogyakeralam.gov.in/https://sha.kerala.gov.in/

TABLE10.COVID Vaccination related Helpline numbers

National/State/District	Line1	Line2	Line3
National Helpline	1075	+91 1123978046	0120 4473222
Disha	1056	04712552056	
StateCallCenter	04712309251	04712309252	04712309255
Thiruvananthapuram	9188610100	1077	
Kollam	04742797609	8589015556	
Pathanamthitta	04682222515	04682228220	
Alappuzha	04772239999		
Kottayam	04812565200	04812304800	04812581900
Idukki	18004255640	04862232220	04862233118
Ernakulam	9072303861		
Thrissur	9400066921	9400066922	9400066923
Palakkad	04912505264	04912505189	8943341439
Malappuram	04832733253	04832737858	04832733252
Kozhikode	7594001442		
Wayanad	04936202343	04936202375	9072510900
Kannur	04972700194		
Kasargod	9061076590	9061079244	9061078026