



www.health.kerala.gov.in

**COVID-19 OUTBREAK CONTROL AND PREVENTION STATE CELL
HEALTH&FAMILY WELFARE DEPARTMENT**

www.dhs.kerala.gov.in

controlroomdhskerala@gmail.com

Kerala HEALTH-COVID-19 DAILY VACCINATION BULLETIN

Date: 06/06/2022

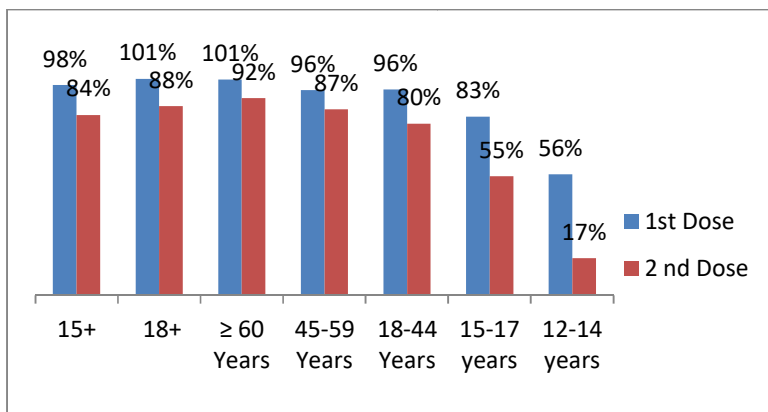
**OUR HEALTH OUR RESPONSIBILITY
VACCINE ADVISORY**

- *People who are vaccinated with Covid Vaccine are reported to have reduced Covid related ICU admissions, serious disease and death.*
- *Early vaccination is useful to safeguard our life from this deadly disease.*
- *Vaccination sessions are planned as per the availability of vaccine. All are requested to cooperate.*
- *After receiving the first dose, second dose of Covishield vaccine is to be taken between 12–16weeks and second dose of Covaxin between 4-6 weeks.*
- *Covid vaccination is currently available to all above 15 years. Children in 15-18 age group will get Covaxin.*
- *Health Staffs, Frontline workers and people above 60 years with co-morbidities will get precaution dose after 9 months or 39 weeks from the second dose. The Same vaccine administered as first and second dose is to be taken as precaution dose. People above 60 years with co-morbidities should take medical advice before receiving precaution dose.*
- *Vaccination is available free of cost in all Government covid vaccination centers, and at a nominal rate (as per the Gol order F.No.2079203/2021/Immunization) in selected private Hospitals.*
- ***ENSURE ALL YOUR ELIGIBLE FAMILY MEMBERS ARE PROTECTED BY RECEIVING ANY OF THE AVAILABLE COVID VACCINE.***
- ***“BOTH COVAXIN AND COVISHIELD ARE EQUALLY EFFECTIVE AND SAFE”***
- ***“BE FULLY PROTECTED – GET THE SECOND DOSE AT YOUR SCHEDULED TIME”***

ANALYSIS

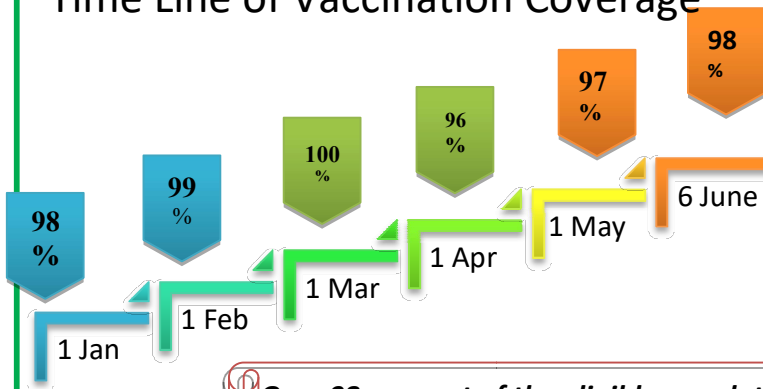
COVID-19 mass vaccinations are showing signs of preventing illness and steep decline in cases and hospital admissions in countries which done vaccination. Kerala started its vaccination for health care workers from January 16, 2021. The COVID-19 Vaccines Operational Guidelines issued by the Ministry of Health and Family Welfare, Govt. of India, 28th December 2020 and all subsequent Guidelines issued by Ministry of Health and Family Welfare, Govt of India are followed at the sites and all vaccination lanes

Summary of COVID Vaccine Administered as on 06/06/2022 midnight



- 98%** of eligible population vaccinated with a single dose till June 06
- 84%** of eligible population vaccinated with double dose till June 06
- State has vaccinated about **83%** of children aged 15 - 17 years with a single dose

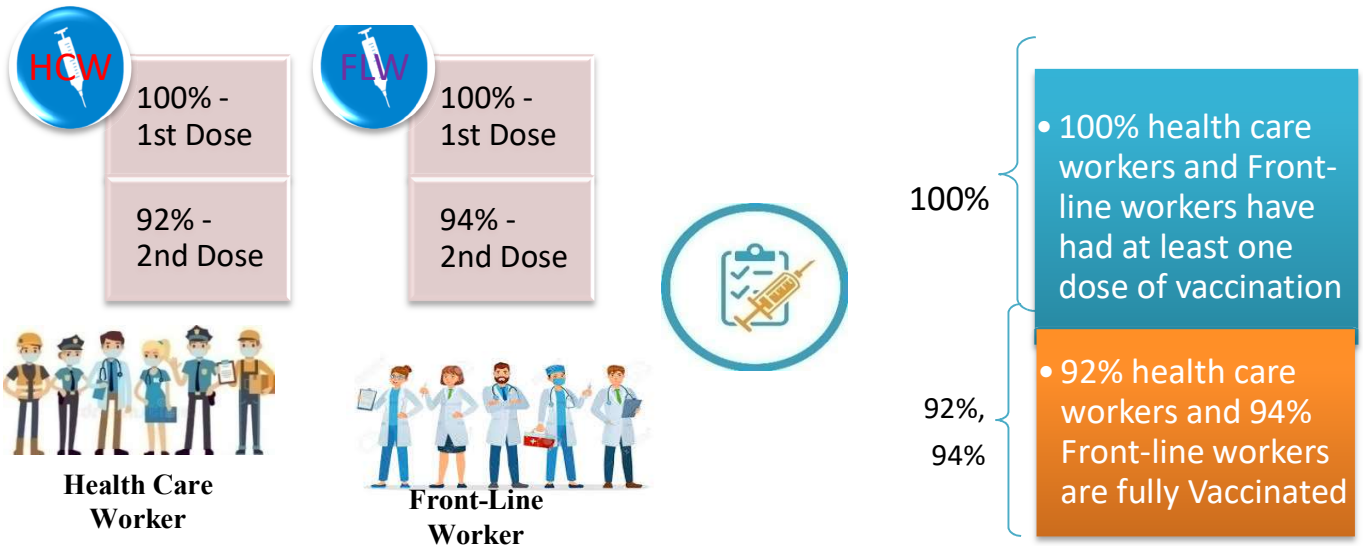
Time Line of Vaccination Coverage



Kerala began administration of COVID 19 Vaccines on 16th January, 2021. As of 6th June 2022, Kerala has administered over 54 million doses overall, including first and second doses of vaccines.

Over 98 per cent of the eligible population (15 + years) in Kerala has been administered the first dose of the Covid-19 vaccine. The state has achieved the target within 498 days since the beginning of the vaccination drive on January 16, 2021

Health Care Workers & Front-line Workers Vaccinated



Are You Vaccinated? You Still Need to Practice: SMS

- Even after vaccination, follow COVID appropriate behavior
- Practice Social Distancing and greet without physical contact
- Always wear clean face mask
- Wash your hands thoroughly and frequently or use hand sanitizer
- Follow the current COVID 19 guidelines to prevent further spread
- Stay Safe. Stay Strong. Get Vaccinated



Even After Getting Vaccinated Keep Taking Precautions to Protect Your Self



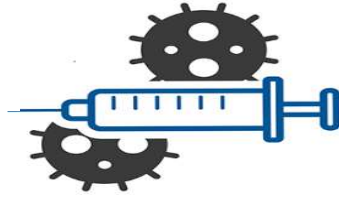
The Race Towards Full Vaccination - Weekly Trend

28th May – 3rd June 2022

Kerala Administered over

1.47 Lakh

COVID Vaccine Doses during 28th May to 3rd June, 2022

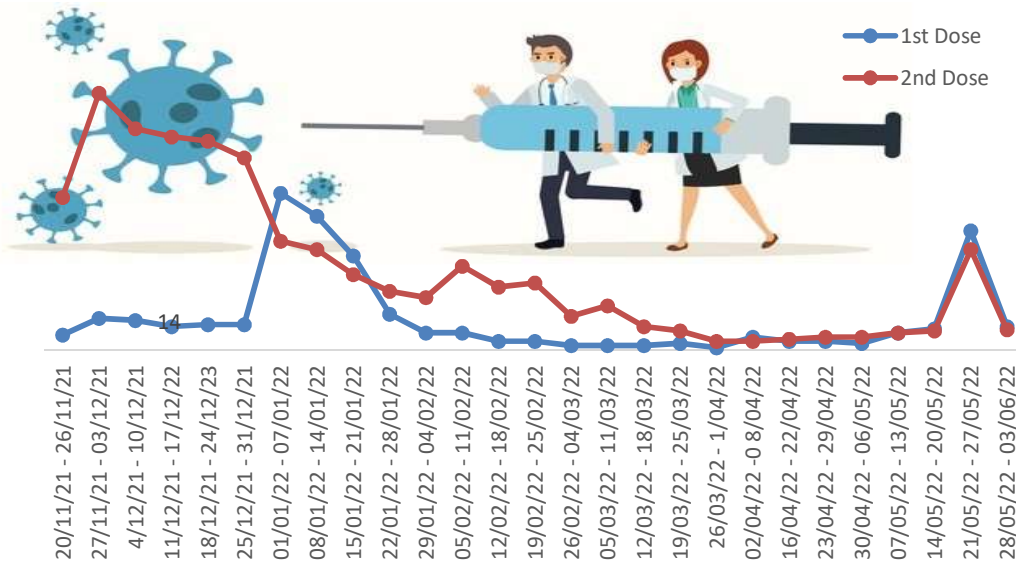


From 28th May to 3rd June 2022 on average

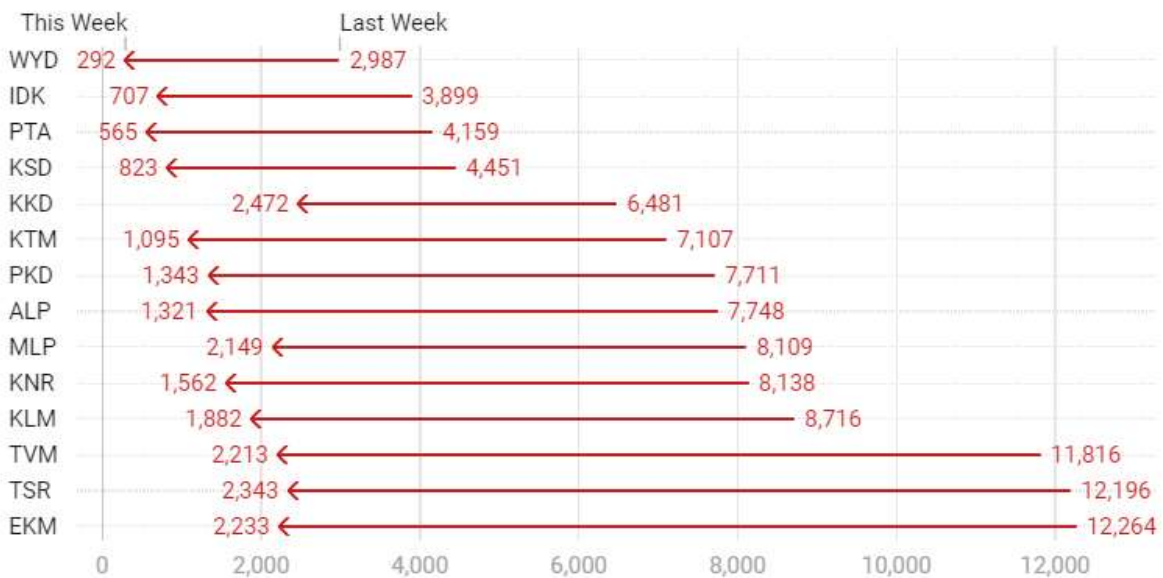
0.21 lakh

doses were administered daily.

Average Doses Administered Per day per week (in 1000)



Trend in average per day vaccination (in 1000) for the last two weeks



Race Against Time – Vaccination Quarterly Status

(Q1:16th Jan-Mar, Q2: Apr-June, Q3: July-Sep, Q4: Oct - Dec)

Daily Average Doses Administered per Quarter

In the first Quarter, only 42201 first doses and 5324 second doses were administered daily on average. During the second, third and fourth quarters, the daily vaccination of the first and second doses increased significantly.



Vaccination Achievement per Quarter

In the third quarter of the immunization drive, 52% of the eligible population (18 + age) in Kerala were given the first dose and 29% the second dose.

■ Q1 ■ Q2 ■ Q3

First Dose

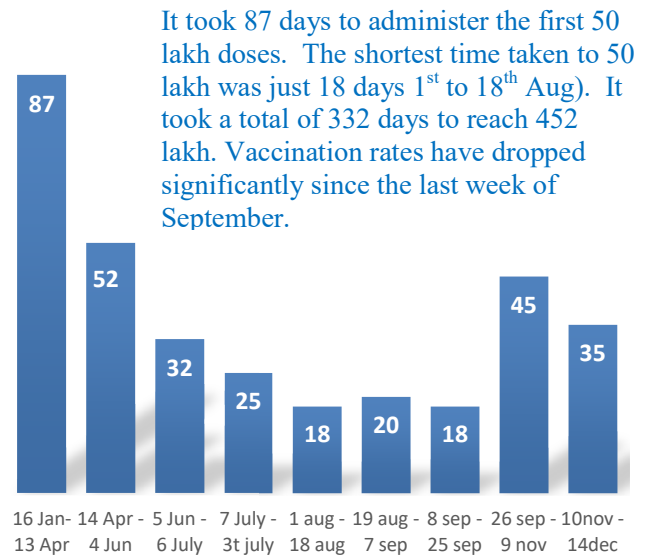


Second Dose



Dose Progression

The chart shows the days taken for total COVID-19 Vaccination doses (both first and second) in Kerala to cross every 50 lakh dose mark



Vaccine Administered per Day and 7 days Moving Average in Last Quarter (Oct -Dec)

The seven-day moving average of daily doses in the last quarter showed a peak on December 2nd and continued to fluctuate thereafter



Important Message to the Public

- a. *Infection or infection rate is only a part and disease manifestation of disease is to be monitored*
- b. *Fatality among vaccinated people is very less. Disease severity among vaccinated people is less.*
- c. *People with comorbidity should be careful. Once detected covid positive they should get admitted and do not stay at home.*
- d. *Death among non-vaccinated people, especially people with comorbidity is because of late arrival in hospitals*
- e. *Diabetes and Hypertension together is the most common cause of patient death if they arrive late.*
- f. *Vaccinated people, only if symptomatic are advised to consult Doctor.*
- g. *Non Vaccinated people, if symptomatic, may do RTPCR test*
- h. *Antigen testing is only for emergency purpose*
- i. *Non vaccinated people with co-morbidities to do testing by RTPCR and consult doctor*
- j. *Repeat RTPCR is not needed among the people who are detected COVID positive in the previous 2 months*
- k. *All young person detected positive and at home isolation should do glucose test*

TABLE1.Total Vaccination done in the State as on 06/06/2022 midnight

State Summary (15+ years)-Total doses administered till 07/06/2022 at 12 AM								
District	Target	First Dose	Percent age	Second Dose	Percentage*	Precaution Dose	Percentage	Total doses administered
Alappuzha	1829568	1732296	95%	1600184	88%	155469	30%	34,87,949
Ernakulam	3217878	3290465	102%	2773743	86%	205397	22%	62,69,605
Idukki	950762	957171	101%	797030	84%	39700	14%	17,93,901
Kannur	2100307	2154553	103%	1890278	90%	133971	23%	41,78,802
Kasaragod	1092141	1045863	96%	864976	79%	45362	13%	19,56,201
Kollam	2268371	2217019	98%	1906066	84%	137902	23%	42,60,987
Kottayam	1704500	1663477	98%	1452419	85%	129031	25%	32,44,927
Kozhikode	2746273	2660620	97%	2193582	80%	122354	18%	49,76,556
Malappuram	3386535	3357208	99%	2631959	78%	100647	15%	60,89,814
Palakkad	2349082	2319096	99%	1999228	85%	136745	27%	44,55,069
Pathanamthitta	1118564	1153297	103%	977197	87%	126492	28%	22,56,986
Thiruvananthapuram	2914006	2877151	99%	2471471	85%	217727	23%	55,66,349
Thrissur	2767777	2635027	95%	2420337	87%	217298	30%	52,72,662
Wayanad	716933	743223	104%	638423	89%	36830	14%	14,18,476
Grand Total	29,162,697	2,88,06,466	98%	2,46,16,893	84%	18,04,925	22%	5,52,28,284

TABLE2.Covid-19 Vaccination Center Functional in the State as on 06/06/2022 midnight(07/06/2022 12AM)

DISTRICTS	12+	15+	18+	Total
Alappuzha	0	0	88	88
Ernakulam	4	5	29	38
Idukki	2	6	19	27
Kannur	4	4	20	28
Kasaragod	45	0	48	93
Kollam	1	5	18	24
Kottayam	1	1	36	38
Kozhikode	15	23	49	87
Malappuram	14	17	45	76
Palakkad	4	5	26	35
Pathanamthitta	4	7	23	34
Thiruvananthapuram	0	2	10	12
Thrissur	27	2	55	84
Wayanad	4	4	4	12
GrandTotal	125	81	470	676

TABLE3. Health Care Workers Coverage as on 06/06/2022 midnight

<i>DISTRICT</i>	<i>1st DOSE</i>	<i>2nd Dose</i>	<i>% fully vaccinated</i>	<i>Precaution dose</i>	<i>Precaution dose (%) *</i>
Alappuzha	29022	27228	94%	13620	53%
Ernakulam	85566	75813	89%	31574	45%
Idukki	13555	13007	96%	5883	48%
Kannur	40389	37537	93%	18348	52%
Kasaragod	11610	10817	93%	4846	48%
Kollam	36040	33816	94%	15049	49%
Kottayam	38706	36305	94%	16933	50%
Kozhikode	52735	47956	91%	18087	41%
Malappuram	44834	41996	94%	17686	47%
Palakkad	34675	32014	92%	15711	53%
Pathanamthitta	29337	25080	85%	11750	50%
Thiruvananthapuram	73432	66395	90%	27079	45%
Thrissur	51910	49193	95%	26504	58%
Wayanad	13978	13291	95%	6412	51%
Grand Total	555789	510448	92%	229482	49%

1st Dose coverage for HCW is 100%

*Proportion of beneficiaries who are eligible (completed 9 months after 2nd dose)

TABLE4. Frontline workers Coverage as on 06/06/2022 midnight

<i>DISTRICT</i>	<i>1st dose</i>	<i>2nd Dose</i>	<i>% fully vaccinated</i>	<i>Precaution dose</i>	<i>Precaution dose(%) *</i>
Alappuzha	39130	36749	94%	13154	38%
Ernakulam	54934	50342	92%	18236	39%
Idukki	22995	21341	93%	5432	29%
Kannur	41383	39970	97%	12443	33%
Kasaragod	24615	22479	91%	6253	30%
Kollam	42235	38834	92%	10342	29%
Kottayam	32141	30601	95%	10961	38%
Kozhikode	55273	52556	95%	9333	19%
Malappuram	53915	51276	95%	13290	28%
Palakkad	48097	45538	95%	16446	39%
Pathanamthitta	25250	22533	89%	7095	34%
Thiruvananthapuram	73001	67624	93%	21544	36%
Thrissur	41908	40734	97%	17784	47%
Wayanad	17021	16094	95%	4002	27%
Grand Total	571898	536671	94%	166315	34%

1st Dose coverage for FLW is 100%

*Proportion of beneficiaries who are eligible (completed 9 months after 2nd dose)

TABLE5.Age-Appropriate Group (45-59 Years) Coverage as on 06/06/2022 midnight

Table 5: Age appropriate group (45-59 years) coverage							
45-59 years Coverage as on				07/06/2022 at 12 AM			
District	Target	1st Dose Coverage	Percentage	2nd Dose Coverage	Percentage fully vaccinated	Precaution dose	%
Alappuzha	535436	438924	82%	416185	78%	2492	2%
Ernakulam	809349	783654	97%	702718	87%	11037	4%
Idukki	237564	246962	104%	219179	92%	557	1%
Kannur	527295	515878	98%	480250	91%	2453	1%
Kasaragod	253027	252238	100%	224031	89%	334	0%
Kollam	541201	560059	103%	502708	93%	2677	1%
Kottayam	478470	414160	87%	374724	78%	3409	2%
Kozhikode	658949	655090	99%	581667	88%	2921	1%
Malappuram	733338	722974	99%	628651	86%	1539	1%
Palakkad	614226	547216	89%	499997	81%	3008	2%
Pathanamthitta	264372	281823	107%	251783	95%	2675	2%
Thiruvananthapuram	735836	681664	93%	613699	83%	7472	2%
Thrissur	689418	664001	96%	625524	91%	9559	4%
Wayanad	170537	177126	104%	164289	96%	277	0%
Grand Total	7249018	69,41,769	96%	62,85,405	87%	50410	2%

TABLE6.Age-Appropriate Group (≥60 Years) Coverage as on 06/06/2022midnight

Table 6: Age appropriate group (≥ 60 years) coverage							
≥ 60 years Coverage as on				07/06/2022 at 12 AM			
District	Target	1st Dose Coverage	Percentage	2nd Dose Coverage	Percentage fully vaccinated	Precaution dose	%
Alappuzha	424565	429028	101%	400806	94%	125210	49%
Ernakulam	673885	676246	100%	620590	92%	140371	36%
Idukki	193981	194565	100%	173034	89%	27552	24%
Kannur	438602	444484	101%	412644	94%	99718	40%
Kasaragod	182460	181702	100%	160328	88%	33737	28%
Kollam	497558	499501	100%	455111	91%	108815	40%
Kottayam	418008	419674	100%	384100	92%	96654	41%
Kozhikode	526896	529197	100%	479992	91%	90678	33%
Malappuram	477642	488109	102%	434524	91%	67479	28%
Palakkad	437708	439802	100%	402075	92%	100929	46%
Pathanamthitta	311297	312227	100%	280701	90%	103710	47%
Thiruvananthapuram	630465	633032	100%	571446	91%	158267	42%
Thrissur	581781	588150	101%	558234	96%	160856	49%
Wayanad	128009	128302	100%	114388	89%	26047	28%
Grand Total	5922857	59,64,019	101%	54,47,973	92%	13,40,023	40%

TABLE 6. Age-Appropriate Group (18-44 Years) Coverage as on 06/06/2022 midnight

18-44 years Coverage as on 07/06/2022 at 12 AM							
District	Target	First Dose					
		1st Dose Coverage	Percentage	2nd Dose Coverage	Percentage fully vaccinated	Precaution dose	%
Alappuzha	744178	669859	90%	632912	85%	993	2%
Ernakulam	1470864	1510344	103%	1230395	84%	4179	4%
Idukki	437537	419470	96%	334233	76%	276	1%
Kannur	947964	965290	102%	830662	88%	1009	2%
Kasaragod	556876	501546	90%	410221	74%	192	0%
Kollam	1054752	932608	88%	792642	75%	1019	2%
Kottayam	665544	655367	98%	567549	85%	1074	2%
Kozhikode	1313678	1221912	93%	968619	74%	1335	2%
Malappuram	1777378	1829979	103%	1387583	78%	653	1%
Palakkad	1088327	1086369	100%	915769	84%	651	1%
Pathanamthitta	460819	443302	96%	357058	77%	1262	3%
Thiruvananthapuram	1309099	1248699	95%	1064351	81%	3365	3%
Thrissur	1274465	1097934	86%	1025469	80%	2595	3%
Wayanad	361152	354589	98%	302119	84%	92	0%
Grand Total	13462633	1,29,37,268	96%	1,08,19,582	80%	18695	2%
*Among those who have taken first dose							

TABLE 7. Age-Appropriate Group (15-17 Years) Coverage as on 06/06/2022 midnight

15-17 years Coverage as on 07/06/2022 at 12 AM					
District	Target	1st Dose Coverage	Percentage	2nd Dose Coverage	Percentage fully vaccinated
Alappuzha	80832	79422	98%	63845	79%
Ernakulam	172307	117221	68%	84534	49%
Idukki	51339	38295	75%	28716	56%
Kannur	97722	101269	104%	72896	75%
Kasaragod	60496	51268	85%	33262	55%
Kollam	105234	98061	93%	69386	66%
Kottayam	85400	69000	81%	49047	57%
Kozhikode	143028	110866	78%	59212	41%
Malappuram	241212	180883	75%	80727	33%
Palakkad	132742	115927	87%	82285	62%
Pathanamthitta	48854	40373	83%	31162	64%
Thiruvananthapuram	145238	110995	76%	73419	51%
Thrissur	123540	124472	101%	94185	76%
Wayanad	29245	36300	124%	23796	81%
Grand Total	1,517,189	12,74,352	83%	8,46,472	55%

Table 8: Age appropriate group (12-14 years) Coverage as on 06/06/2022 midnight

12-14 years Coverage as on 07/06/2022 at 12 AM					
District	Target	1st Dose Coverage	Percentage	2nd Dose Coverage	Percentage fully vaccinated
Alappuzha	43284	46911	108%	22459	52%
Ernakulam	90244	62500	69%	9351	10%
Idukki	29672	21329	72%	7520	25%
Kannur	89079	45860	51%	16319	18%
Kasaragod	39968	22884	57%	3838	10%
Kollam	69984	48515	69%	13569	19%
Kottayam	55571	34429	62%	10093	18%
Kozhikode	103644	35547	34%	3580	3%
Malappuram	159652	36514	23%	7202	5%
Palakkad	75249	47010	62%	21550	29%
Pathanamthitta	33203	20985	63%	8880	27%
Thiruvananthapuram	93804	56328	60%	14537	15%
Thrissur	99789	66652	67%	26998	27%
Wayanad	27857	15907	57%	4446	16%
Grand Total	10,11,000	5,61,371	56%	1,70,342	17%

TABLE9.State Summary (18+) as on 06/06/2022 midnight

State Summary (18+) 07/06/2022 at 12 AM							
District	Target	First Dose	Percentage	Second Dose	Percentage*	Precaution Dose	Percentage
Alappuzha	1704179	1605963	94%	1513880	89%	155469	30%
Ernakulam	2954098	3110744	105%	2679858	91%	205397	22%
Idukki	869082	897547	103%	760794	88%	39700	14%
Kannur	1913861	2007424	105%	1801063	94%	133971	23%
Kasaragod	992363	971711	98%	827876	83%	45362	13%
Kollam	2093511	2070443	99%	1823111	87%	137902	23%
Kottayam	1562022	1560048	100%	1393279	89%	129031	25%
Kozhikode	2499523	2514207	101%	2130790	85%	122354	18%
Malappuram	2988358	3139811	105%	2544030	85%	100647	15%
Palakkad	2140261	2156159	101%	1895393	89%	136745	27%
Pathanamthitta	1036488	1091939	105%	937155	90%	126492	28%
Thiruvananthapuram	2675400	2709828	101%	2383515	89%	217727	23%
Thrissur	2545664	2443903	96%	2299154	90%	217298	30%
Wayanad	659698	691016	105%	610181	92%	36830	14%
Grand Total	2,66,34,508	2,69,70,743	101%	2,36,00,079	88%	1804925	22%

*Revised target population(> 18 years) as per MOHFW is 2.67 crores

*As per letter from Additional Secretary MOHFW- D O No 2317579/2021/Imm dated 15/09/2021

TABLE 10. Achievement for the day 06/06/2022 midnight

Daily achievement 06/06/2022				
District	First Dose	Second Dose	Precaution dose	Total Doses Administered
Alappuzha	84	417	1549	2050
Ernakulam	147	436	1367	1950
Idukki	95	267	432	794
Kannur	143	415	530	1088
Kasaragod	54	255	162	471
Kollam	76	267	553	896
Kottayam	55	265	1137	1457
Kozhikode	740	1118	1439	3297
Malappuram	389	1319	869	2577
Palakkad	107	544	788	1439
Pathanamthitta	51	244	592	887
Thiruvananthapuram	13	56	418	487
Thrissur	249	1122	2233	3604
Wayanad	73	139	102	314
Grand Total	2276	6864	12171	21311

** Vaccine stock details couldn't be downloaded from e-VIN portal as the portal is down.

TABLE11.COVID Vaccination related sites

support@cowin.gov.in https://www.cowin.gov.in/home https://dashboard.kerala.gov.in/ https://dhs.kerala.gov.in/https://aogyakeralam.gov.in/https://sha.kerala.gov.in/

TABLE10.COVID Vaccination related Helpline numbers

National/State/District	Line1	Line2	Line3
National Helpline	1075	+91 1123978046	0120 4473222
Disha	1056	04712552056	
StateCallCenter	04712309251	04712309252	04712309255
Thiruvananthapuram	9188610100	1077	
Kollam	04742797609	8589015556	
Pathanamthitta	04682222515	04682228220	
Alappuzha	04772239999		
Kottayam	04812565200	04812304800	04812581900
Idukki	18004255640	04862232220	04862233118
Ernakulam	9072303861		
Thrissur	9400066921	9400066922	9400066923
Palakkad	04912505264	04912505189	8943341439
Malappuram	04832733253	04832737858	04832733252
Kozhikode	7594001442		
Wayanad	04936202343	04936202375	9072510900
Kannur	04972700194		
Kasargod	9061076590	9061079244	9061078026