



www.health.kerala.gov.in

**COVID-19 OUTBREAK CONTROL AND PREVENTION STATE CELL
HEALTH&FAMILY WELFARE DEPARTMENT**

www.dhs.kerala.gov.in

controlroomdhskerala@gmail.com

Kerala HEALTH-COVID-19 DAILY VACCINATION BULLETIN

Date: 07/06/2022

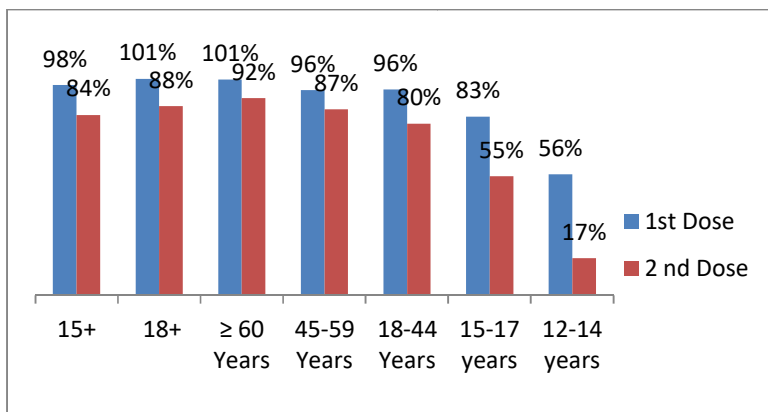
**OUR HEALTH OUR RESPONSIBILITY
VACCINE ADVISORY**

- *People who are vaccinated with Covid Vaccine are reported to have reduced Covid related ICU admissions, serious disease and death.*
- *Early vaccination is useful to safeguard our life from this deadly disease.*
- *Vaccination sessions are planned as per the availability of vaccine. All are requested to cooperate.*
- *After receiving the first dose, second dose of Covishield vaccine is to be taken between 12–16weeks and second dose of Covaxin between 4-6 weeks.*
- *Covid vaccination is currently available to all above 15 years. Children in 15-18 age group will get Covaxin.*
- *Health Staffs, Frontline workers and people above 60 years with co-morbidities will get precaution dose after 9 months or 39 weeks from the second dose. The Same vaccine administered as first and second dose is to be taken as precaution dose. People above 60 years with co-morbidities should take medical advice before receiving precaution dose.*
- *Vaccination is available free of cost in all Government covid vaccination centers, and at a nominal rate (as per the Gol order F.No.2079203/2021/Immunization) in selected private Hospitals.*
- ***ENSURE ALL YOUR ELIGIBLE FAMILY MEMBERS ARE PROTECTED BY RECEIVING ANY OF THE AVAILABLE COVID VACCINE.***
- ***“BOTH COVAXIN AND COVISHIELD ARE EQUALLY EFFECTIVE AND SAFE”***
- ***“BE FULLY PROTECTED – GET THE SECOND DOSE AT YOUR SCHEDULED TIME”***

ANALYSIS


COVID-19 mass vaccinations are showing signs of preventing illness and steep decline in cases and hospital admissions in countries which done vaccination. Kerala started its vaccination for health care workers from January 16, 2021. The COVID-19 Vaccines Operational Guidelines issued by the Ministry of Health and Family Welfare, Govt. of India, 28th December 2020 and all subsequent Guidelines issued by Ministry of Health and Family Welfare, Govt of India are followed at the sites and all vaccination lanes

Summary of COVID Vaccine Administered as on 07/06/2022 midnight



- 98%** of eligible population vaccinated with a single dose till June 07
- 84%** of eligible population vaccinated with double dose till June 07
- State has vaccinated about **83%** of children aged 15 - 17 years with a single dose

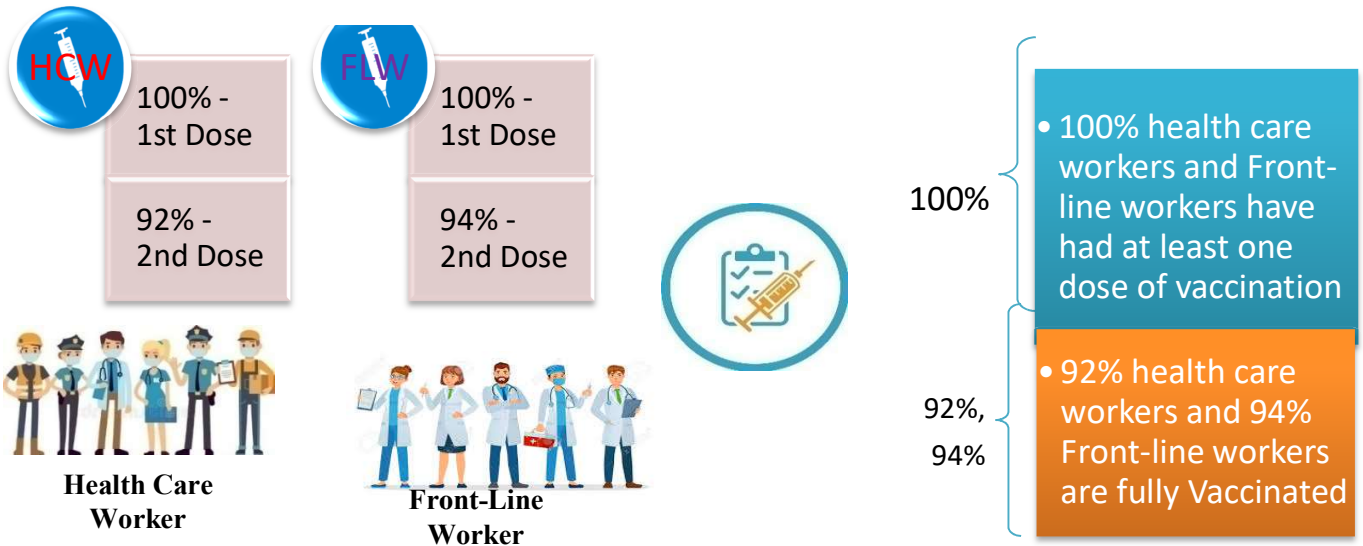
Time Line of Vaccination Coverage



Kerala began administration of COVID 19 Vaccines on 16th January, 2021. As of 7th June 2022, Kerala has administered over 54 million doses overall, including first and second doses of vaccines.

Over 98 per cent of the eligible population (15 + years) in Kerala has been administered the first dose of the Covid-19 vaccine. The state has achieved the target within 498 days since the beginning of the vaccination drive on January 16, 2021

Health Care Workers & Front-line Workers Vaccinated



Are You Vaccinated? You Still Need to Practice: SMS

- Even after vaccination, follow COVID appropriate behavior
- Practice Social Distancing and greet without physical contact
- Always wear clean face mask
- Wash your hands thoroughly and frequently or use hand sanitizer
- Follow the current COVID 19 guidelines to prevent further spread
- Stay Safe. Stay Strong. Get Vaccinated



Even After Getting Vaccinated Keep Taking Precautions to Protect Your Self



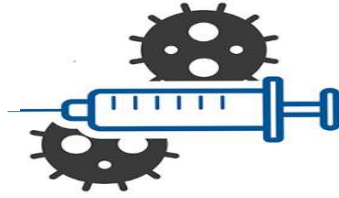
The Race Towards Full Vaccination - Weekly Trend

28th May – 3rd June 2022

Kerala Administered over

1.47 Lakh

COVID Vaccine Doses during 28th May to 3rd June, 2022

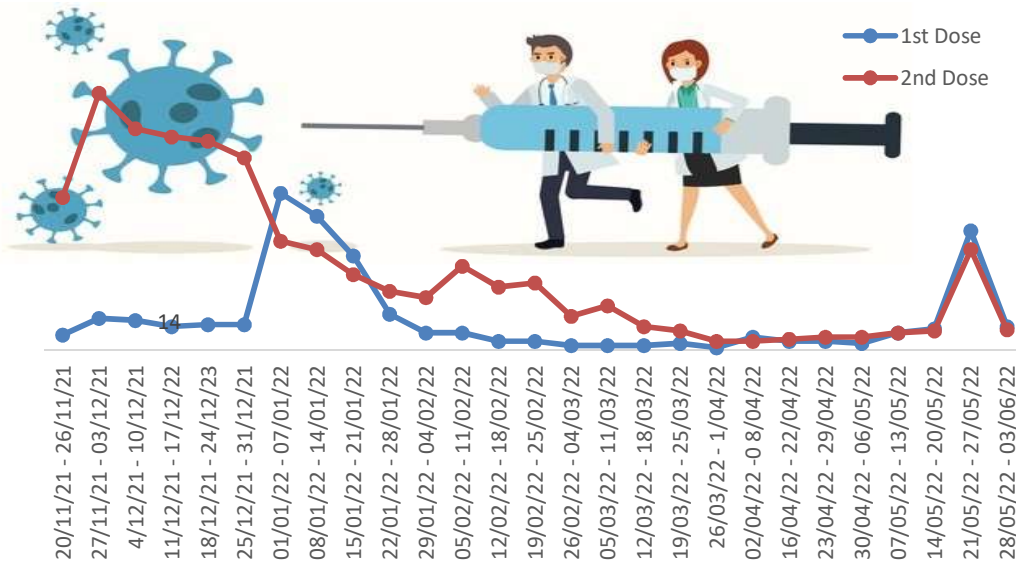


From 28th May to 3rd June 2022 on average

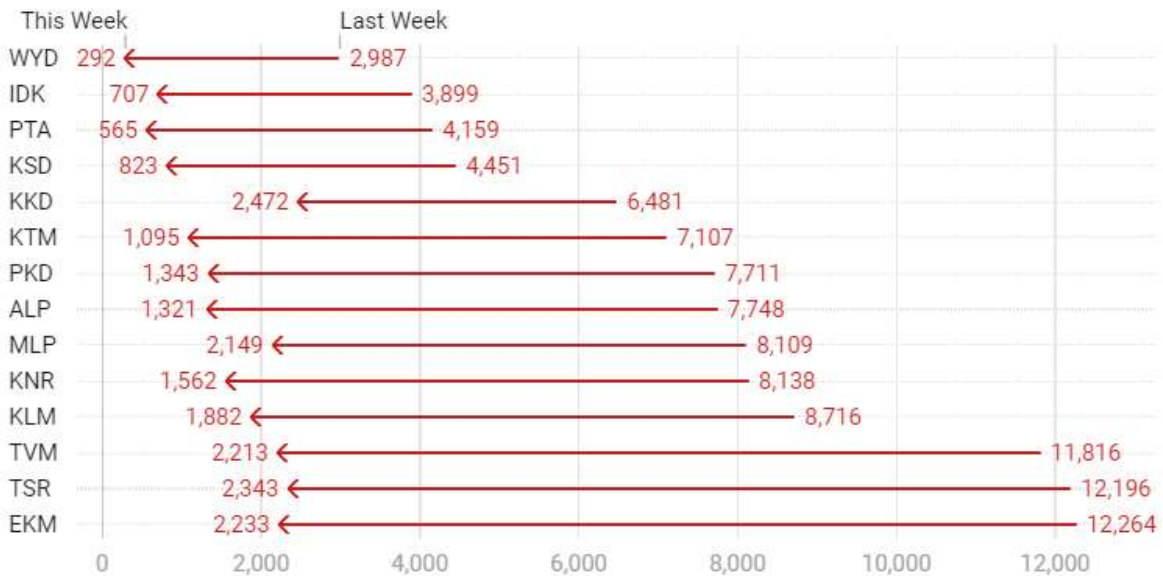
0.21 lakh

doses were administered daily.

Average Doses Administered Per day per week (in 1000)



Trend in average per day vaccination (in 1000) for the last two weeks



Race Against Time – Vaccination Quarterly Status

(Q1:16th Jan-Mar, Q2: Apr-June, Q3: July-Sep, Q4: Oct - Dec)

Daily Average Doses Administered per Quarter

In the first Quarter, only 42201 first doses and 5324 second doses were administered daily on average. During the second, third and fourth quarters, the daily vaccination of the first and second doses increased significantly.



Vaccination Achievement per Quarter

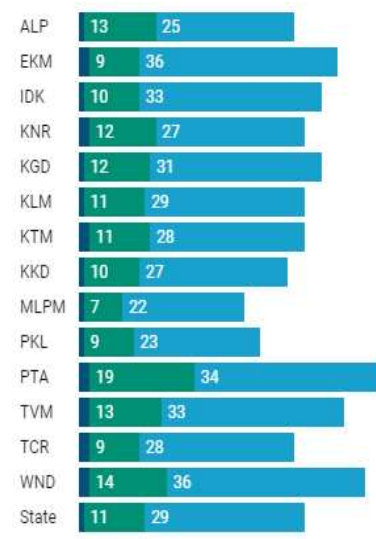
In the third quarter of the immunization drive, 52% of the eligible population (18 + age) in Kerala were given the first dose and 29% the second dose.

■ Q1 ■ Q2 ■ Q3

First Dose

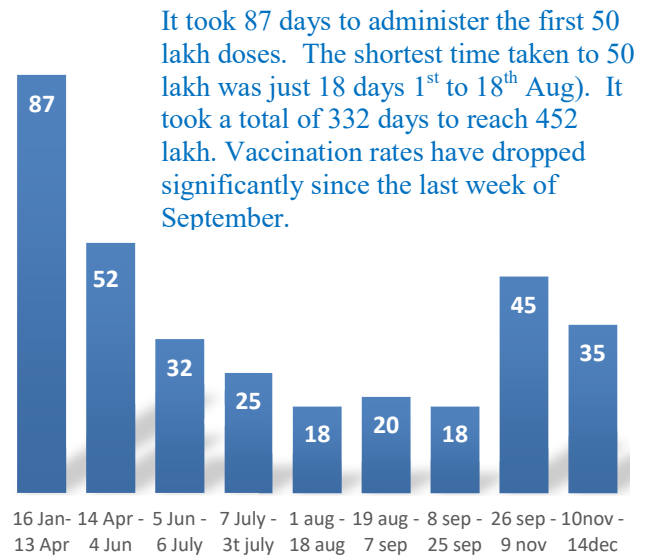


Second Dose



Dose Progression

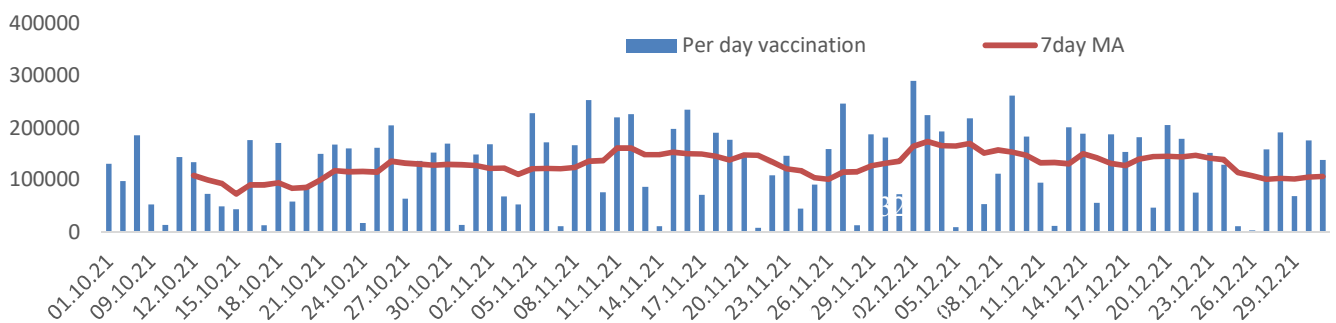
The chart shows the days taken for total COVID-19 Vaccination doses (both first and second) in Kerala to cross every 50 lakh dose mark



It took 87 days to administer the first 50 lakh doses. The shortest time taken to 50 lakh was just 18 days 1st to 18th Aug). It took a total of 332 days to reach 452 lakh. Vaccination rates have dropped significantly since the last week of September.

Vaccine Administered per Day and 7 days Moving Average in Last Quarter (Oct -Dec)

The seven-day moving average of daily doses in the last quarter showed a peak on December 2nd and continued to fluctuate thereafter



Important Message to the Public

- a. *Infection or infection rate is only a part and disease manifestation of disease is to be monitored*
- b. *Fatality among vaccinated people is very less. Disease severity among vaccinated people is less.*
- c. *People with comorbidity should be careful. Once detected covid positive they should get admitted and do not stay at home.*
- d. *Death among non-vaccinated people, especially people with comorbidity is because of late arrival in hospitals*
- e. *Diabetes and Hypertension together is the most common cause of patient death if they arrive late.*
- f. *Vaccinated people, only if symptomatic are advised to consult Doctor.*
- g. *Non Vaccinated people, if symptomatic, may do RTPCR test*
- h. *Antigen testing is only for emergency purpose*
- i. *Non vaccinated people with co-morbidities to do testing by RTPCR and consult doctor*
- j. *Repeat RTPCR is not needed among the people who are detected COVID positive in the previous 2 months*
- k. *All young person detected positive and at home isolation should do glucose test*

TABLE1.Total Vaccination done in the State as on 07/06/2022 midnight

State Summary (15+ years)-Total doses administered till 08/06/2022 at 12 AM								
District	Target	First Dose	Percent age	Second Dose	Percentage*	Precaution Dose	Percentage	Total doses administered
Alappuzha	1829568	1732557	95%	1600750	88%	155879	29%	34,89,186
Ernakulam	3217878	3290945	102%	2774930	86%	208654	22%	62,74,529
Idukki	950762	3290945	101%	797371	84%	40038	13%	17,94,794
Kannur	2100307	2154754	103%	1891060	90%	134923	22%	41,80,737
Kasaragod	1092141	1045866	96%	864979	79%	45399	12%	19,56,244
Kollam	2268371	2217303	98%	1907316	84%	140281	22%	42,64,900
Kottayam	1704500	1663751	98%	1452820	85%	130028	24%	32,46,599
Kozhikode	2746273	2660822	97%	2193961	80%	122758	17%	49,77,541
Malappuram	3386535	3357963	99%	2632660	78%	101218	15%	60,91,841
Palakkad	2349082	2319422	99%	2000170	85%	138034	26%	44,57,626
Pathanamthitta	1118564	1153425	103%	977547	87%	126999	28%	22,57,971
Thiruvananthapuram	2914006	2877381	99%	2472563	85%	221719	23%	55,71,663
Thrissur	2767777	2635502	95%	2422768	87%	221933	29%	52,80,203
Wayanad	716933	743290	104%	638477	89%	36920	13%	14,18,687
Grand Total	29,162,697	2,88,10,366	98%	2,46,27,372	84%	18,24,783	22%	5,52,62,521

TABLE2.Covid-19 Vaccination Center Functional in the State as on 07/06/2022 midnight(08/06/2022 12AM)

DISTRICTS	12+	15+	18+	Total
Alappuzha	84	0	6	90
Ernakulam	17	11	57	85
Idukki	7	8	11	26
Kannur	4	8	31	43
Kasaragod	0	0	9	9
Kollam	4	19	52	75
Kottayam	2	1	28	31
Kozhikode	5	6	16	27
Malappuram	17	11	26	54
Palakkad	7	6	24	37
Pathanamthitta	12	8	15	35
Thiruvananthapuram	0	1	78	79
Thrissur	6	80	106	192
Wayanad	2	2	4	8
GrandTotal	167	161	463	791

TABLE3. Health Care Workers Coverage as on 07/06/2022 midnight

<i>DISTRICT</i>	<i>1st DOSE</i>	<i>2nd Dose</i>	<i>% fully vaccinated</i>	<i>Precaution dose</i>	<i>Precaution dose (%) *</i>
Alappuzha	29022	27229	94%	13640	53%
Ernakulam	85568	75814	89%	31670	45%
Idukki	13555	13008	96%	5900	48%
Kannur	40389	37539	93%	18379	52%
Kasaragod	11610	10817	93%	4846	48%
Kollam	36040	33818	94%	15151	49%
Kottayam	38706	36306	94%	16957	50%
Kozhikode	52735	47956	91%	18114	41%
Malappuram	44834	41997	94%	17725	47%
Palakkad	34675	32014	92%	15741	53%
Pathanamthitta	29337	25080	85%	11778	50%
Thiruvananthapuram	73433	66400	90%	27275	45%
Thrissur	51910	49193	95%	26605	58%
Wayanad	13978	13291	95%	6416	51%
Grand Total	555792	510462	92%	230197	49%

1st Dose coverage for HCW is 100%

*Proportion of beneficiaries who are eligible (completed 9 months after 2nd dose)

TABLE4. Frontline workers Coverage as on 07/06/2022 midnight

<i>DISTRICT</i>	<i>1st dose</i>	<i>2nd Dose</i>	<i>% fully vaccinated</i>	<i>Precaution dose</i>	<i>Precaution dose(%) *</i>
Alappuzha	39130	36750	94%	13168	38%
Ernakulam	54934	50344	92%	18330	39%
Idukki	22995	21341	93%	5451	28%
Kannur	41383	39970	97%	12469	33%
Kasaragod	24615	22479	91%	6253	30%
Kollam	42235	38838	92%	10439	30%
Kottayam	32141	30601	95%	10992	38%
Kozhikode	55273	52556	95%	9348	19%
Malappuram	53915	51276	95%	13339	28%
Palakkad	48097	45540	95%	16523	39%
Pathanamthitta	25250	22533	89%	7124	34%
Thiruvananthapuram	73004	67627	93%	21789	36%
Thrissur	41909	40735	97%	17911	47%
Wayanad	17021	16094	95%	4010	27%
Grand Total	571902	536684	94%	167146	34%

1st Dose coverage for FLW is 100%

*Proportion of beneficiaries who are eligible (completed 9 months after 2nd dose)

TABLE5.Age-Appropriate Group (45-59 Years) Coverage as on 07/06/2022 midnight

Table 5: Age appropriate group (45-59 years) coverage							
45-59 years Coverage as on				08/06/2022 at 12 AM			
District	Target	1st Dose Coverage	Percentage	2nd Dose Coverage	Percentage fully vaccinated	Precaution dose	%
Alappuzha	535436	438928	82%	416201	78%	2584	2%
Ernakulam	809349	783665	97%	702800	87%	11303	4%
Idukki	237564	246966	104%	219191	92%	563	0%
Kannur	527295	515883	98%	480295	91%	2504	1%
Kasaragod	253027	252238	100%	224032	89%	349	0%
Kollam	541201	560077	103%	502835	93%	2756	1%
Kottayam	478470	414166	87%	374766	78%	3479	2%
Kozhikode	658949	655102	99%	581688	88%	3001	1%
Malappuram	733338	722983	99%	628710	86%	1582	1%
Palakkad	614226	547223	89%	500074	81%	3062	2%
Pathanamthitta	264372	281826	107%	251792	95%	2720	2%
Thiruvananthapuram	735836	681690	93%	613862	83%	7592	2%
Thrissur	689418	664017	96%	625702	91%	9781	4%
Wayanad	170537	177127	104%	164291	96%	285	0%
Grand Total	7249018	69,41,891	96%	62,86,239	87%	51561	2%

TABLE6.Age-Appropriate Group (≥60 Years) Coverage as on 07/06/2022midnight

Table 6: Age appropriate group (≥ 60 years) coverage							
≥ 60 years Coverage as on				08/06/2022 at 12 AM			
District	Target	1st Dose Coverage	Percentage	2nd Dose Coverage	Percentage fully vaccinated	Precaution dose	%
Alappuzha	424565	429030	101%	400810	94%	125410	48%
Ernakulam	673885	676263	100%	620634	92%	142779	36%
Idukki	193981	194568	100%	173041	89%	27840	24%
Kannur	438602	444486	101%	412680	94%	100487	39%
Kasaragod	182460	181703	100%	160328	88%	33739	27%
Kollam	497558	499520	100%	455207	91%	110850	40%
Kottayam	418008	419687	100%	384123	92%	97456	41%
Kozhikode	526896	529202	100%	479999	91%	90858	32%
Malappuram	477642	488113	102%	434542	91%	67879	28%
Palakkad	437708	439807	100%	402131	92%	102005	45%
Pathanamthitta	311297	312229	100%	280711	90%	104033	47%
Thiruvananthapuram	630465	633057	100%	571545	91%	161488	42%
Thrissur	581781	588165	101%	558324	96%	164858	50%
Wayanad	128009	128303	100%	114390	89%	26108	27%
Grand Total	5922857	59,64,133	101%	54,48,465	92%	13,55,790	39%

TABLE 6. Age-Appropriate Group (18-44 Years) Coverage as on 07/06/2022 midnight

18-44 years Coverage as on 08/06/2022 at 12 AM							
District	Target	First Dose					
		1st Dose Coverage	Percentage	2nd Dose Coverage	Percentage fully vaccinated	Precaution dose	%
Alappuzha	744178	669874	90%	632962	85%	1077	2%
Ernakulam	1470864	1510469	103%	1231017	84%	4572	3%
Idukki	437537	419488	96%	334329	76%	284	1%
Kannur	947964	965353	102%	831042	88%	1084	1%
Kasaragod	556876	501548	90%	410223	74%	212	0%
Kollam	1054752	932737	88%	793352	75%	1085	1%
Kottayam	665544	655400	98%	567695	85%	1144	2%
Kozhikode	1313678	1221988	93%	968842	74%	1437	2%
Malappuram	1777378	1830057	103%	1388030	78%	693	1%
Palakkad	1088327	1086427	100%	916268	84%	703	1%
Pathanamthitta	460819	443316	96%	357149	78%	1344	3%
Thiruvananthapuram	1309099	1248859	95%	1065156	81%	3575	2%
Thrissur	1274465	1098053	86%	1026754	81%	2778	3%
Wayanad	361152	354599	98%	302151	84%	101	0%
Grand Total	13462633	1,29,38,168	96%	1,08,24,970	80%	20089	2%
*Among those who have taken first dose							

TABLE 7. Age-Appropriate Group (15-17 Years) Coverage as on 07/06/2022 midnight

15-17 years Coverage as on 08/06/2022 at 12 AM					
District	Target	1st Dose Coverage	Percentage	2nd Dose Coverage	Percentage fully vaccinated
Alappuzha	80832	79431	98%	63862	79%
Ernakulam	172307	117347	68%	84726	49%
Idukki	51339	38408	75%	28829	56%
Kannur	97722	101307	104%	73054	75%
Kasaragod	60496	51268	85%	33262	55%
Kollam	105234	98138	93%	69578	66%
Kottayam	85400	69051	81%	49109	58%
Kozhikode	143028	110909	78%	59260	41%
Malappuram	241212	180942	75%	80808	34%
Palakkad	132742	115991	87%	82477	62%
Pathanamthitta	48854	40388	83%	31215	64%
Thiruvananthapuram	145238	111010	76%	73436	51%
Thrissur	123540	124704	101%	94908	77%
Wayanad	29245	36312	124%	23806	81%
Grand Total	1,517,189	12,75,206	83%	8,48,330	55%

Table 8: Age appropriate group (12-14 years) Coverage as on 07/06/2022 midnight

12-14 years Coverage as on 08/06/2022 at 12 AM					
District	Target	1st Dose Coverage	Percentage	2nd Dose Coverage	Percentage fully vaccinated
Alappuzha	43284	47142	109%	22936	53%
Ernakulam	90244	62699	69%	9595	11%
Idukki	29672	21405	72%	7632	26%
Kannur	89079	45953	52%	16480	19%
Kasaragod	39968	22884	57%	3838	10%
Kollam	69984	48556	69%	13688	20%
Kottayam	55571	34600	62%	10220	18%
Kozhikode	103644	35613	34%	3660	4%
Malappuram	159652	37119	23%	7297	5%
Palakkad	75249	47202	63%	21666	29%
Pathanamthitta	33203	21079	63%	9067	27%
Thiruvananthapuram	93804	56328	60%	14537	15%
Thrissur	99789	66744	67%	27152	27%
Wayanad	27857	15950	57%	4454	16%
Grand Total	10,11,000	5,63,274	56%	1,72,222	17%

TABLE9.State Summary (18+) as on 07/06/2022 midnight

State Summary (18+) 08/06/2022 at 12 AM							
District	Target	First Dose	Percentage	Second Dose	Percentage*	Precaution Dose	Percentage
Alappuzha	1704179	1605984	94%	1513952	89%	155879	29%
Ernakulam	2954098	3110899	105%	2680609	91%	208654	22%
Idukki	869082	897572	103%	760910	88%	40038	13%
Kannur	1913861	2007494	105%	1801526	94%	134923	22%
Kasaragod	992363	971714	98%	827879	83%	45399	12%
Kollam	2093511	2070609	99%	1824050	87%	140281	22%
Kottayam	1562022	1560100	100%	1393491	89%	130028	24%
Kozhikode	2499523	2514300	101%	2131041	85%	122758	17%
Malappuram	2988358	3139902	105%	2544555	85%	101218	15%
Palakkad	2140261	2156229	101%	1896027	89%	138034	26%
Pathanamthitta	1036488	1091958	105%	937265	90%	126999	28%
Thiruvananthapuram	2675400	2710043	101%	2384590	89%	221719	23%
Thrissur	2545664	2444054	96%	2300708	90%	221933	29%
Wayanad	659698	691028	105%	610217	92%	36920	13%
Grand Total	2,66,34,508	2,69,71,886	101%	2,36,06,820	88%	1824783	22%

*Revised target population(> 18 years) as per MOHFW is 2.67 crores

*As per letter from Additional Secretary MOHFW- D O No 2317579/2021/Imm dated 15/09/2021

TABLE 10. Achievement for the day 07/06/2022 midnight

Daily achievement 07/06/2022				
District	First Dose	Second Dose	Precaution dose	Total Doses Administered
Alappuzha	261	557	389	1207
Ernakulam	481	1186	3255	4922
Idukki	214	341	338	893
Kannur	200	781	952	1933
Kasaragod	2	1	35	38
Kollam	284	1249	2369	3902
Kottayam	274	401	997	1672
Kozhikode	202	375	404	981
Malappuram	753	693	564	2010
Palakkad	325	941	1286	2552
Pathanamthitta	128	350	505	983
Thiruvananthapuram	230	1092	3990	5312
Thrissur	475	2430	4632	7537
Wayanad	67	54	90	211
Grand Total	3896	10451	19806	34153

** Vaccine stock details couldn't be downloaded from e-VIN portal as the portal is down.

TABLE11.COVID Vaccination related sites

support@cowin.gov.in https://www.cowin.gov.in/home https://dashboard.kerala.gov.in/ https://dhs.kerala.gov.in/https://aogyakeralam.gov.in/https://sha.kerala.gov.in/

TABLE10.COVID Vaccination related Helpline numbers

National/State/District	Line1	Line2	Line3
National Helpline	1075	+91 1123978046	0120 4473222
Disha	1056	04712552056	
StateCallCenter	04712309251	04712309252	04712309255
Thiruvananthapuram	9188610100	1077	
Kollam	04742797609	8589015556	
Pathanamthitta	04682222515	04682228220	
Alappuzha	04772239999		
Kottayam	04812565200	04812304800	04812581900
Idukki	18004255640	04862232220	04862233118
Ernakulam	9072303861		
Thrissur	9400066921	9400066922	9400066923
Palakkad	04912505264	04912505189	8943341439
Malappuram	04832733253	04832737858	04832733252
Kozhikode	7594001442		
Wayanad	04936202343	04936202375	9072510900
Kannur	04972700194		
Kasargod	9061076590	9061079244	9061078026