



www.health.kerala.gov.in

**COVID-19 OUTBREAK CONTROL AND PREVENTION STATE CELL
HEALTH&FAMILY WELFARE DEPARTMENT**

www.dhs.kerala.gov.in

controlroomdhskerala@gmail.com

Kerala HEALTH-COVID-19 DAILY VACCINATION BULLETIN

Date: 08/06/2022

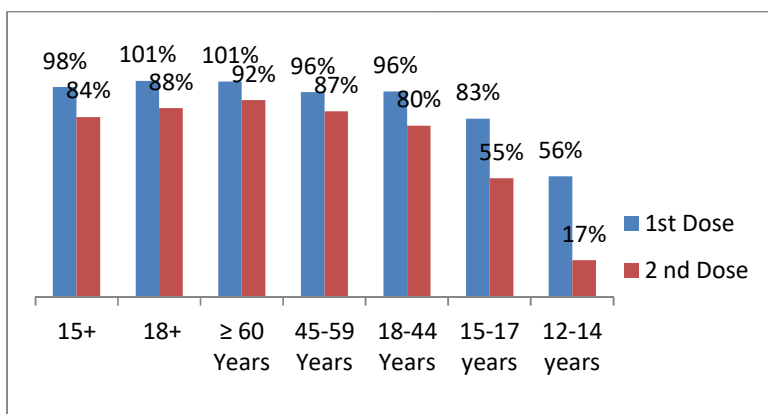
**OUR HEALTH OUR RESPONSIBILITY
VACCINE ADVISORY**

- *People who are vaccinated with Covid Vaccine are reported to have reduced Covid related ICU admissions, serious disease and death.*
- *Early vaccination is useful to safeguard our life from this deadly disease.*
- *Vaccination sessions are planned as per the availability of vaccine. All are requested to cooperate.*
- *After receiving the first dose, second dose of Covishield vaccine is to be taken between 12–16weeks and second dose of Covaxin between 4-6 weeks.*
- *Covid vaccination is currently available to all above 15 years. Children in 15-18 age group will get Covaxin.*
- *Health Staffs, Frontline workers and people above 60 years with co-morbidities will get precaution dose after 9 months or 39 weeks from the second dose. The Same vaccine administered as first and second dose is to be taken as precaution dose. People above 60 years with co-morbidities should take medical advice before receiving precaution dose.*
- *Vaccination is available free of cost in all Government covid vaccination centers, and at a nominal rate (as per the Gol order F.No.2079203/2021/Immunization) in selected private Hospitals.*
- ***ENSURE ALL YOUR ELIGIBLE FAMILY MEMBERS ARE PROTECTED BY RECEIVING ANY OF THE AVAILABLE COVID VACCINE.***
- ***“BOTH COVAXIN AND COVISHIELD ARE EQUALLY EFFECTIVE AND SAFE”***
- ***“BE FULLY PROTECTED – GET THE SECOND DOSE AT YOUR SCHEDULED TIME”***

ANALYSIS

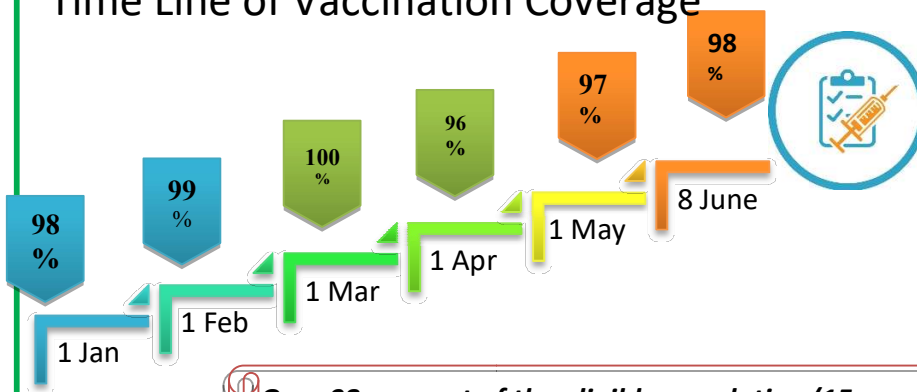
COVID-19 mass vaccinations are showing signs of preventing illness and steep decline in cases and hospital admissions in countries which done vaccination. Kerala started its vaccination for health care workers from January 16, 2021. The COVID-19 Vaccines Operational Guidelines issued by the Ministry of Health and Family Welfare, Govt. of India, 28th December 2020 and all subsequent Guidelines issued by Ministry of Health and Family Welfare, Govt of India are followed at the sites and all vaccination lanes

Summary of COVID Vaccine Administered as on 08/06/2022 midnight



- 98%** of eligible population vaccinated with a single dose till June 08
- 84%** of eligible population vaccinated with double dose till June 08
- State has vaccinated about **83%** of children aged 15 - 17 years with a single dose

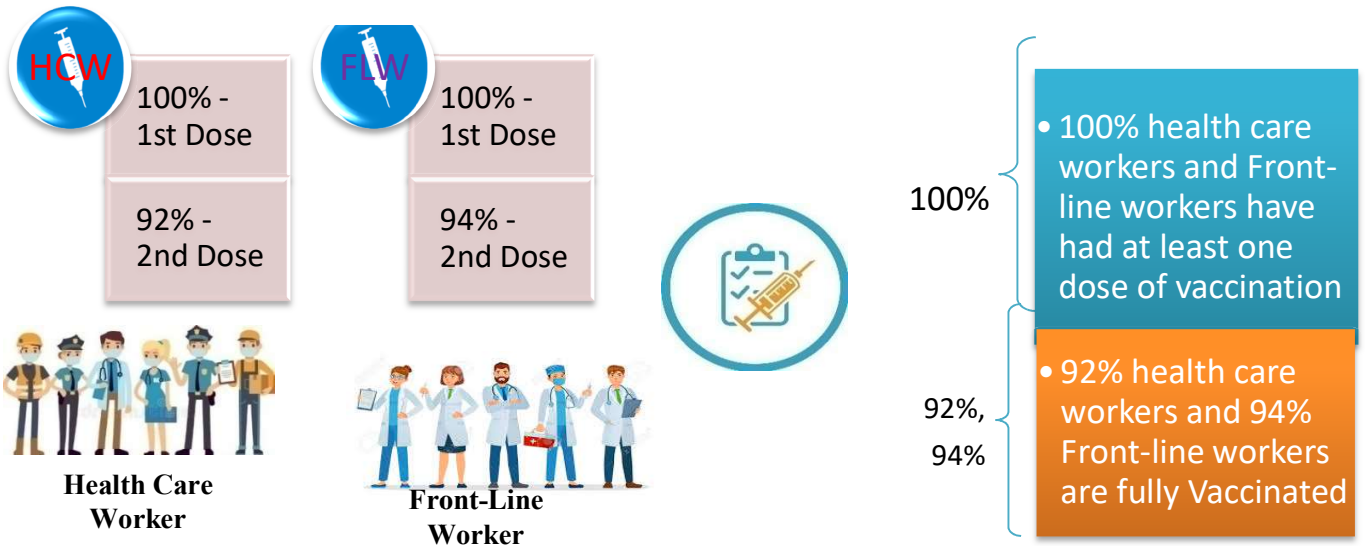
Time Line of Vaccination Coverage



Kerala began administration of COVID 19 Vaccines on 16th January, 2021. As of 8th June 2022, Kerala has administered over 54 million doses overall, including first and second doses of vaccines.


Over 98 per cent of the eligible population (15 + years) in Kerala has been administered the first dose of the Covid-19 vaccine. The state has achieved the target within 498 days since the beginning of the vaccination drive on January 16, 2021

Health Care Workers & Front-line Workers Vaccinated



Are You Vaccinated? You Still Need to Practice: SMS

- Even after vaccination, follow COVID appropriate behavior
- Practice Social Distancing and greet without physical contact
- Always wear clean face mask
- Wash your hands thoroughly and frequently or use hand sanitizer
- Follow the current COVID 19 guidelines to prevent further spread
- Stay Safe. Stay Strong. Get Vaccinated



Even After Getting Vaccinated Keep Taking Precautions to Protect Your Self



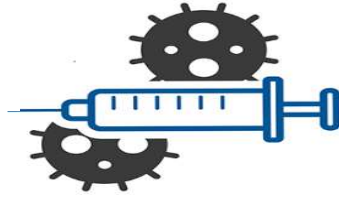
The Race Towards Full Vaccination - Weekly Trend

28th May – 3rd June 2022

Kerala Administered over

1.47 Lakh

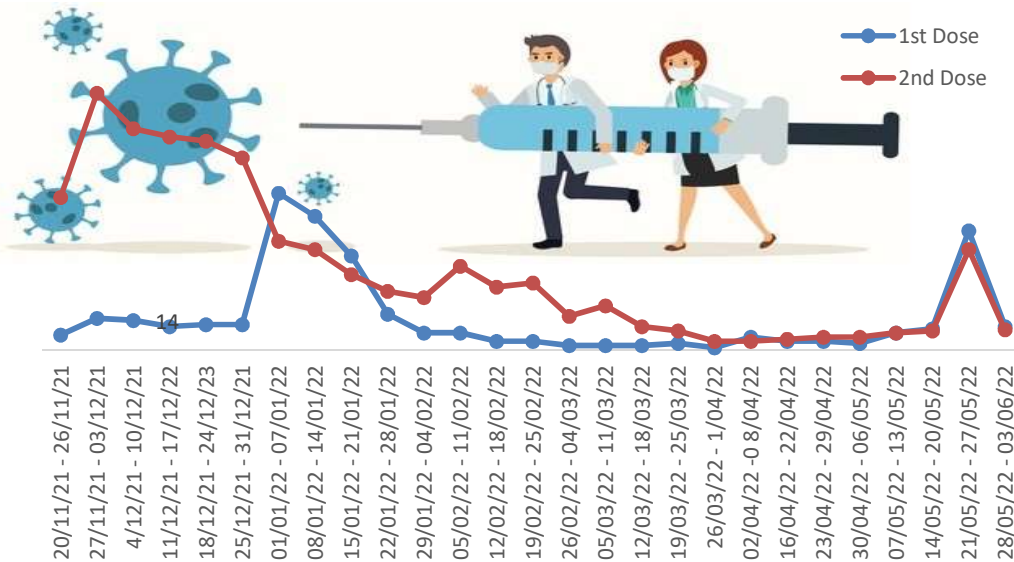
COVID Vaccine Doses during 28th May to 3rd June, 2022



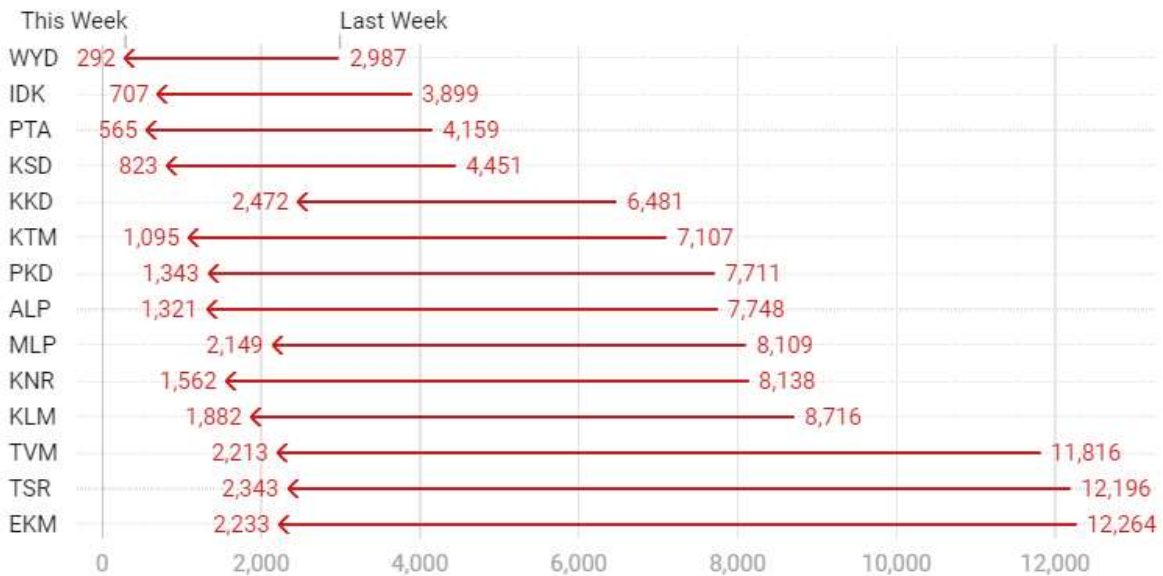
From 28th May to 3rd June 2022 on average

0.21 lakh doses were administered daily.

Average Doses Administered Per day per week (in 1000)



Trend in average per day vaccination (in 1000) for the last two weeks

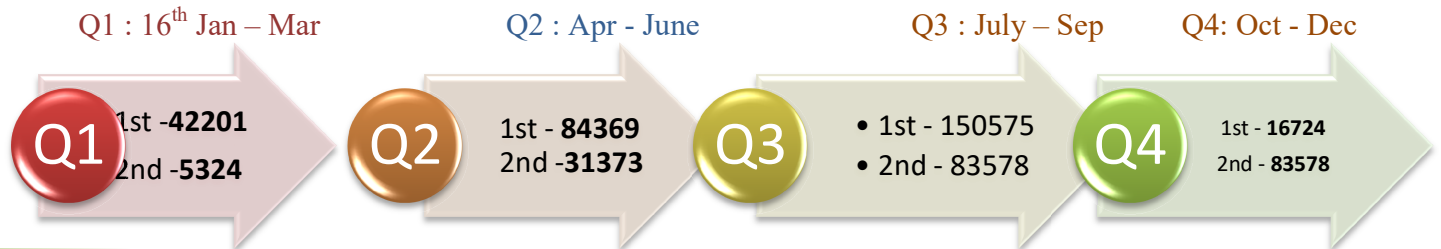


Race Against Time – Vaccination Quarterly Status

(Q1:16th Jan-Mar, Q2: Apr-June, Q3: July-Sep, Q4: Oct - Dec)

Daily Average Doses Administered per Quarter

In the first Quarter, only 42201 first doses and 5324 second doses were administered daily on average. During the second, third and fourth quarters, the daily vaccination of the first and second doses increased significantly.



Vaccination Achievement per Quarter

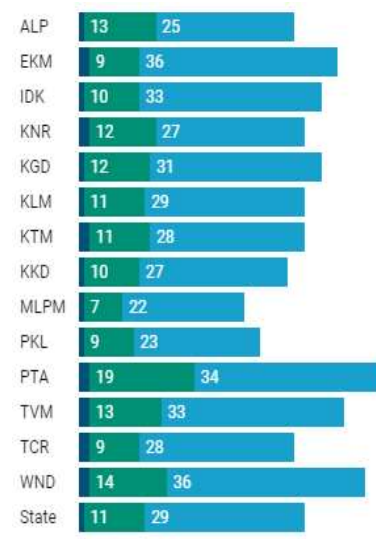
In the third quarter of the immunization drive, 52% of the eligible population (18 + age) in Kerala were given the first dose and 29% the second dose.

■ Q1 ■ Q2 ■ Q3

First Dose

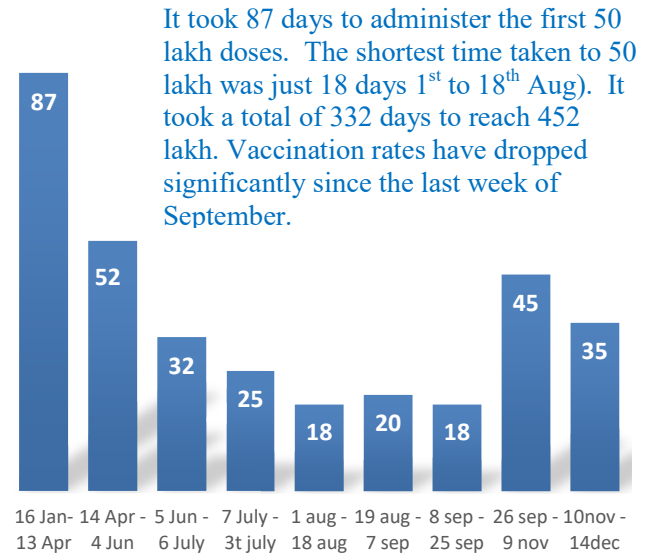


Second Dose



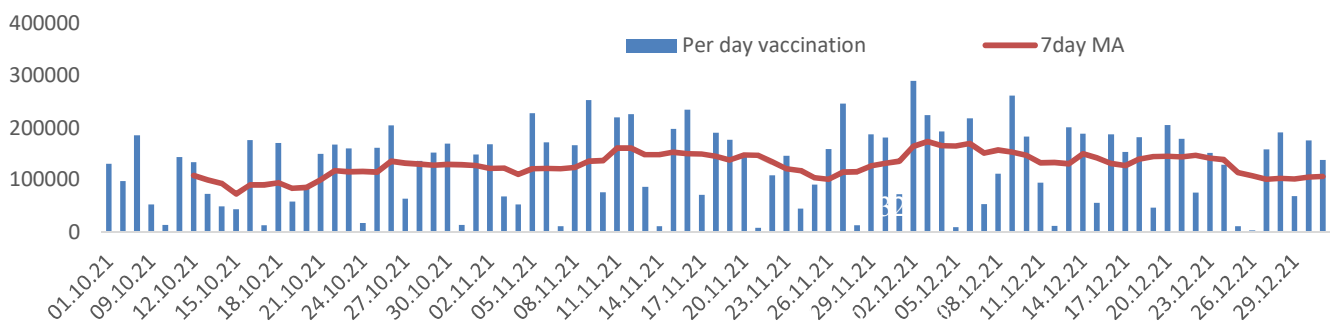
Dose Progression

The chart shows the days taken for total COVID-19 Vaccination doses (both first and second) in Kerala to cross every 50 lakh dose mark



Vaccine Administered per Day and 7 days Moving Average in Last Quarter (Oct -Dec)

The seven-day moving average of daily doses in the last quarter showed a peak on December 2nd and continued to fluctuate thereafter



Important Message to the Public

- a. *Infection or infection rate is only a part and disease manifestation of disease is to be monitored*
- b. *Fatality among vaccinated people is very less. Disease severity among vaccinated people is less.*
- c. *People with comorbidity should be careful. Once detected covid positive they should get admitted and do not stay at home.*
- d. *Death among non-vaccinated people, especially people with comorbidity is because of late arrival in hospitals*
- e. *Diabetes and Hypertension together is the most common cause of patient death if they arrive late.*
- f. *Vaccinated people, only if symptomatic are advised to consult Doctor.*
- g. *Non Vaccinated people, if symptomatic, may do RTPCR test*
- h. *Antigen testing is only for emergency purpose*
- i. *Non vaccinated people with co-morbidities to do testing by RTPCR and consult doctor*
- j. *Repeat RTPCR is not needed among the people who are detected COVID positive in the previous 2 months*
- k. *All young person detected positive and at home isolation should do glucose test*

TABLE1.Total Vaccination done in the State as on 08/06/2022 midnight

State Summary (15+ years)-Total doses administered till 09/06/2022 at 12 AM								
District	Target	First Dose	Percent age	Second Dose	Percentage*	Precaution Dose	Percentage	Total doses administered
Alappuzha	1829568	1732561	95%	1600800	88%	156075	28%	34,89,436
Ernakulam	3217878	3290963	102%	2774990	86%	209451	22%	62,75,404
Idukki	950762	957400	101%	797392	84%	40107	13%	17,94,899
Kannur	2100307	2154761	103%	1891078	90%	135102	21%	41,80,941
Kasaragod	1092141	1045878	96%	865020	79%	45436	12%	19,56,334
Kollam	2268371	2217338	98%	1907368	84%	140422	22%	42,65,128
Kottayam	1704500	1663803	98%	1452903	85%	130287	24%	32,46,993
Kozhikode	2746273	2660914	97%	2194122	80%	123084	17%	49,78,120
Malappuram	3386535	3358269	99%	2632908	78%	101403	14%	60,92,580
Palakkad	2349082	2319431	99%	2000226	85%	138239	26%	44,57,896
Pathanamthitta	1118564	1153428	103%	977556	87%	127239	27%	22,58,223
Thiruvananthapuram	2914006	2877397	99%	2472611	85%	222125	22%	55,72,133
Thrissur	2767777	2635512	95%	2422793	87%	222397	29%	52,80,702
Wayanad	716933	743290	104%	638484	89%	36949	13%	14,18,723
Grand Total	29,162,697	2,88,10,945	98%	2,46,28,251	84%	18,28,316	22%	5,52,67,512

TABLE2.Covid-19 Vaccination Center Functional in the State as on 08/06/2022 midnight(09/06/2022 12AM)

DISTRICTS	12+	15+	18+	Total
Alappuzha	0	0	10	10
Ernakulam	0	1	27	28
Idukki	1	0	4	5
Kannur	0	0	9	9
Kasaragod	0	0	14	14
Kollam	1	0	9	10
Kottayam	1	1	8	10
Kozhikode	3	3	14	20
Malappuram	3	3	8	14
Palakkad	0	0	13	13
Pathanamthitta	0	0	4	4
Thiruvananthapuram	0	2	10	12
Thrissur	0	1	27	28
Wayanad	0	1	3	4
GrandTotal	9	12	160	181

TABLE3. Health Care Workers Coverage as on 08/06/2022 midnight

<i>DISTRICT</i>	<i>1st DOSE</i>	<i>2nd Dose</i>	<i>% fully vaccinated</i>	<i>Precaution dose</i>	<i>Precaution dose (%) *</i>
Alappuzha	29022	27229	94%	13648	53%
Ernakulam	85568	75814	89%	31694	45%
Idukki	13555	13008	96%	5904	48%
Kannur	40389	37539	93%	18382	52%
Kasaragod	11610	10820	93%	4850	48%
Kollam	36040	33818	94%	15156	49%
Kottayam	38706	36306	94%	16968	50%
Kozhikode	52735	47956	91%	18141	41%
Malappuram	44834	41998	94%	17740	47%
Palakkad	34675	32014	92%	15745	53%
Pathanamthitta	29337	25080	85%	11791	51%
Thiruvananthapuram	73433	66402	90%	27293	45%
Thrissur	51910	49193	95%	26616	58%
Wayanad	13978	13291	95%	6419	51%
Grand Total	555792	510468	92%	230347	49%

1st Dose coverage for HCW is 100%

*Proportion of beneficiaries who are eligible (completed 9 months after 2nd dose)

TABLE4. Frontline workers Coverage as on 08/06/2022 midnight

<i>DISTRICT</i>	<i>1st dose</i>	<i>2nd Dose</i>	<i>% fully vaccinated</i>	<i>Precaution dose</i>	<i>Precaution dose(%) *</i>
Alappuzha	39130	36751	94%	13176	38%
Ernakulam	54934	50344	92%	18344	39%
Idukki	22995	21342	93%	5455	28%
Kannur	41383	39970	97%	12470	32%
Kasaragod	24615	22479	91%	6254	30%
Kollam	42235	38838	92%	10445	30%
Kottayam	32141	30601	95%	11003	38%
Kozhikode	55273	52556	95%	9357	19%
Malappuram	53915	51276	95%	13345	28%
Palakkad	48097	45540	95%	16552	39%
Pathanamthitta	25250	22533	89%	7126	34%
Thiruvananthapuram	73004	67627	93%	21812	36%
Thrissur	41909	40735	97%	17916	47%
Wayanad	17021	16094	95%	4017	27%
Grand Total	571902	536686	94%	167272	34%

1st Dose coverage for FLW is 100%

*Proportion of beneficiaries who are eligible (completed 9 months after 2nd dose)

TABLE5.Age-Appropriate Group (45-59 Years) Coverage as on 08/06/2022 midnight

Table 5: Age appropriate group (45-59 years) coverage							
45-59 years Coverage as on		09/06/2022		at 12 AM			
District	Target	1st Dose Coverage	Percentage	2nd Dose Coverage	Percentage fully vaccinated	Precaution dose	%
Alappuzha	535436	438930	82%	416207	78%	2634	2%
Ernakulam	809349	783670	97%	702803	87%	11569	4%
Idukki	237564	246967	104%	219192	92%	576	0%
Kannur	527295	515886	98%	480298	91%	2568	1%
Kasaragod	253027	252239	100%	224034	89%	353	0%
Kollam	541201	560078	103%	502835	93%	2804	1%
Kottayam	478470	414166	87%	374769	78%	3559	2%
Kozhikode	658949	655106	99%	581695	88%	3055	1%
Malappuram	733338	722987	99%	628744	86%	1620	1%
Palakkad	614226	547224	89%	500079	81%	3110	2%
Pathanamthitta	264372	281827	107%	251793	95%	2824	2%
Thiruvananthapuram	735836	681691	93%	613867	83%	7710	2%
Thrissur	689418	664021	96%	625705	91%	9979	4%
Wayanad	170537	177127	104%	164291	96%	291	0%
Grand Total	7249018	69,41,919	96%	62,86,312	87%	52652	2%

TABLE6.Age-Appropriate Group (≥60 Years) Coverage as on 08/06/2022midnight

Table 6: Age appropriate group (≥ 60 years) coverage							
≥ 60 years Coverage as on		09/06/2022		at 12 AM			
District	Target	1st Dose Coverage	Percentage	2nd Dose Coverage	Percentage fully vaccinated	Precaution dose	%
Alappuzha	424565	429030	101%	400815	94%	125489	48%
Ernakulam	673885	676265	100%	620636	92%	142949	36%
Idukki	193981	194570	100%	173044	89%	27876	23%
Kannur	438602	444486	101%	412681	94%	100525	39%
Kasaragod	182460	181703	100%	160331	88%	33764	27%
Kollam	497558	499520	100%	455206	91%	110881	40%
Kottayam	418008	419688	100%	384125	92%	97517	40%
Kozhikode	526896	529205	100%	480007	91%	91032	32%
Malappuram	477642	488114	102%	434550	91%	67969	28%
Palakkad	437708	439808	100%	402131	92%	102088	45%
Pathanamthitta	311297	312229	100%	280711	90%	104077	47%
Thiruvananthapuram	630465	633058	100%	571550	91%	161591	42%
Thrissur	581781	588166	101%	558325	96%	164944	50%
Wayanad	128009	128303	100%	114390	89%	26119	27%
Grand Total	5922857	59,64,145	101%	54,48,502	92%	13,56,821	39%

TABLE 6. Age-Appropriate Group (18-44 Years) Coverage as on 08/06/2022 midnight

18-44 years Coverage as on 09/06/2022 at 12 AM							
District	Target	First Dose					
		1st Dose Coverage	Percentage	2nd Dose Coverage	Percentage fully vaccinated	Precaution dose	%
Alappuzha	744178	669874	90%	632983	85%	1128	2%
Ernakulam	1470864	1510479	103%	1231064	84%	4895	3%
Idukki	437537	419493	96%	334333	76%	296	1%
Kannur	947964	965357	102%	831056	88%	1157	1%
Kasaragod	556876	501559	90%	410256	74%	215	0%
Kollam	1054752	932741	88%	793358	75%	1136	1%
Kottayam	665544	655404	98%	567723	85%	1240	2%
Kozhikode	1313678	1222036	93%	968965	74%	1499	2%
Malappuram	1777378	1830085	103%	1388162	78%	729	1%
Palakkad	1088327	1086434	100%	916318	84%	744	1%
Pathanamthitta	460819	443318	96%	357157	78%	1421	3%
Thiruvananthapuram	1309099	1248868	95%	1065181	81%	3719	2%
Thrissur	1274465	1098057	86%	1026775	81%	2942	3%
Wayanad	361152	354599	98%	302155	84%	103	0%
Grand Total	13462633	1,29,38,304	96%	1,08,25,486	80%	21224	2%
*Among those who have taken first dose							

TABLE 7. Age-Appropriate Group (15-17 Years) Coverage as on 08/06/2022 midnight

15-17 years Coverage as on 09/06/2022 at 12 AM					
District	Target	1st Dose Coverage	Percentage	2nd Dose Coverage	Percentage fully vaccinated
Alappuzha	80832	79433	98%	63879	79%
Ernakulam	172307	117348	68%	84734	49%
Idukki	51339	38408	75%	28829	56%
Kannur	97722	101307	104%	73054	75%
Kasaragod	60496	51268	85%	33262	55%
Kollam	105234	98138	93%	69578	66%
Kottayam	85400	69059	81%	49128	58%
Kozhikode	143028	110928	78%	59274	41%
Malappuram	241212	180960	75%	80859	34%
Palakkad	132742	115991	87%	82477	62%
Pathanamthitta	48854	40388	83%	31215	64%
Thiruvananthapuram	145238	111015	76%	73447	51%
Thrissur	123540	124705	101%	94908	77%
Wayanad	29245	36312	124%	23809	81%
Grand Total	1,517,189	12,75,260	83%	8,48,453	55%

Table 8: Age appropriate group (12-14 years) Coverage as on 08/06/2022 midnight

12-14 years Coverage as on 09/06/2022 at 12 AM					
District	Target	1st Dose Coverage	Percentage	2nd Dose Coverage	Percentage fully vaccinated
Alappuzha	43284	47142	109%	22936	53%
Ernakulam	90244	62699	69%	9595	11%
Idukki	29672	21412	72%	7644	26%
Kannur	89079	45953	52%	16480	19%
Kasaragod	39968	22884	57%	3838	10%
Kollam	69984	48586	69%	13735	20%
Kottayam	55571	34639	62%	10251	18%
Kozhikode	103644	35631	34%	3669	4%
Malappuram	159652	37374	23%	7319	5%
Palakkad	75249	47202	63%	21667	29%
Pathanamthitta	33203	21079	63%	9067	27%
Thiruvananthapuram	93804	56328	60%	14537	15%
Thrissur	99789	66744	67%	27152	27%
Wayanad	27857	15950	57%	4454	16%
Grand Total	10,11,000	5,63,623	56%	1,72,344	17%

TABLE9.State Summary (18+) as on 08/06/2022 midnight

State Summary (18+) 09/06/2022 at 12 AM							
District	Target	First Dose	Percentage	Second Dose	Percentage*	Precaution Dose	Percentage
Alappuzha	1704179	1605986	94%	1513985	89%	156075	28%
Ernakulam	2954098	3110916	105%	2680661	91%	209451	22%
Idukki	869082	897580	103%	760919	88%	40107	13%
Kannur	1913861	2007501	105%	1801544	94%	135102	21%
Kasaragod	992363	971726	98%	827920	83%	45436	12%
Kollam	2093511	2070614	99%	1824055	87%	140422	22%
Kottayam	1562022	1560105	100%	1393524	89%	130287	24%
Kozhikode	2499523	2514355	101%	2131179	85%	123084	17%
Malappuram	2988358	3139935	105%	2544730	85%	101403	14%
Palakkad	2140261	2156238	101%	1896082	89%	138239	26%
Pathanamthitta	1036488	1091961	105%	937274	90%	127239	27%
Thiruvananthapuram	2675400	2710054	101%	2384627	89%	222125	22%
Thrissur	2545664	2444063	96%	2300733	90%	222397	29%
Wayanad	659698	691028	105%	610221	93%	36949	13%
Grand Total	2,66,34,508	2,69,72,062	101%	2,36,07,454	88%	1828316	22%

*Revised target population(> 18 years) as per MOHFW is 2.67 crores

*As per letter from Additional Secretary MOHFW- D O No 2317579/2021/Imm dated 15/09/2021

TABLE 10. Achievement for the day 08/06/2022 midnight

Daily achievement 08/06/2022				
District	First Dose	Second Dose	Precaution dose	Total Doses Administered
Alappuzha	4	50	196	250
Ernakulam	19	58	797	874
Idukki	15	21	70	106
Kannur	6	17	176	199
Kasaragod	12	41	37	90
Kollam	35	53	140	228
Kottayam	52	82	259	393
Kozhikode	63	161	324	548
Malappuram	306	248	185	739
Palakkad	9	56	205	270
Pathanamthitta	3	9	240	252
Thiruvananthapuram	15	48	406	469
Thrissur	10	26	464	500
Wayanad	0	7	29	36
Grand Total	549	877	3528	4954

** Vaccine stock details couldn't be downloaded from e-VIN portal as the portal is down.

TABLE11.COVID Vaccination related sites

support@cowin.gov.in https://www.cowin.gov.in/home https://dashboard.kerala.gov.in/ https://dhs.kerala.gov.in/https://aogyakeralam.gov.in/https://sha.kerala.gov.in/

TABLE10.COVID Vaccination related Helpline numbers

National/State/District	Line1	Line2	Line3
National Helpline	1075	+91 1123978046	0120 4473222
Disha	1056	04712552056	
StateCallCenter	04712309251	04712309252	04712309255
Thiruvananthapuram	9188610100	1077	
Kollam	04742797609	8589015556	
Pathanamthitta	04682222515	04682228220	
Alappuzha	04772239999		
Kottayam	04812565200	04812304800	04812581900
Idukki	18004255640	04862232220	04862233118
Ernakulam	9072303861		
Thrissur	9400066921	9400066922	9400066923
Palakkad	04912505264	04912505189	8943341439
Malappuram	04832733253	04832737858	04832733252
Kozhikode	7594001442		
Wayanad	04936202343	04936202375	9072510900
Kannur	04972700194		
Kasargod	9061076590	9061079244	9061078026