



www.health.kerala.gov.in

**COVID-19 OUTBREAK CONTROL AND PREVENTION STATE CELL
HEALTH&FAMILY WELFARE DEPARTMENT**

www.dhs.kerala.gov.in

controlroomdhskerala@gmail.com

Kerala HEALTH-COVID-19 DAILY VACCINATION BULLETIN

Date: 09/06/2022

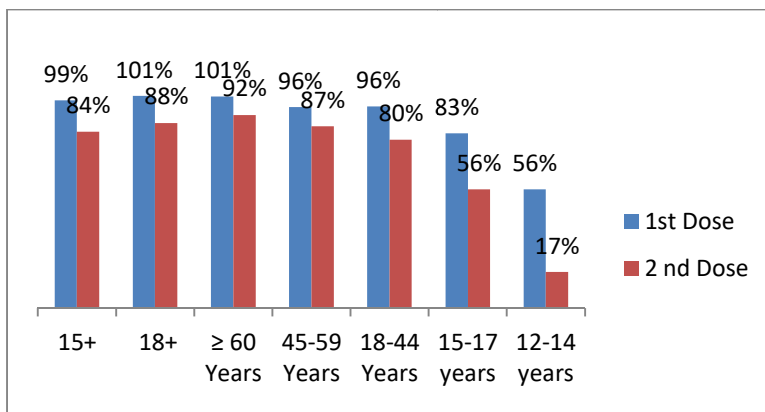
**OUR HEALTH OUR RESPONSIBILITY
VACCINE ADVISORY**

- *People who are vaccinated with Covid Vaccine are reported to have reduced Covid related ICU admissions, serious disease and death.*
- *Early vaccination is useful to safeguard our life from this deadly disease.*
- *Vaccination sessions are planned as per the availability of vaccine. All are requested to cooperate.*
- *After receiving the first dose, second dose of Covishield vaccine is to be taken between 12–16weeks and second dose of Covaxin between 4-6 weeks.*
- *Covid vaccination is currently available to all above 15 years. Children in 15-18 age group will get Covaxin.*
- *Health Staffs, Frontline workers and people above 60 years with co-morbidities will get precaution dose after 9 months or 39 weeks from the second dose. The Same vaccine administered as first and second dose is to be taken as precaution dose. People above 60 years with co-morbidities should take medical advice before receiving precaution dose.*
- *Vaccination is available free of cost in all Government covid vaccination centers, and at a nominal rate (as per the Gol order F.No.2079203/2021/Immunization) in selected private Hospitals.*
- ***ENSURE ALL YOUR ELIGIBLE FAMILY MEMBERS ARE PROTECTED BY RECEIVING ANY OF THE AVAILABLE COVID VACCINE.***
- ***“BOTH COVAXIN AND COVISHIELD ARE EQUALLY EFFECTIVE AND SAFE”***
- ***“BE FULLY PROTECTED – GET THE SECOND DOSE AT YOUR SCHEDULED TIME”***

ANALYSIS

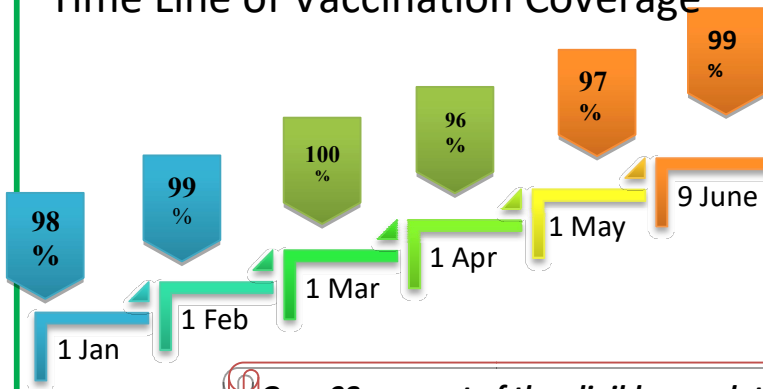
COVID-19 mass vaccinations are showing signs of preventing illness and steep decline in cases and hospital admissions in countries which done vaccination. Kerala started its vaccination for health care workers from January 16, 2021. The COVID-19 Vaccines Operational Guidelines issued by the Ministry of Health and Family Welfare, Govt. of India, 28th December 2020 and all subsequent Guidelines issued by Ministry of Health and Family Welfare, Govt of India are followed at the sites and all vaccination lanes

Summary of COVID Vaccine Administered as on 08/06/2022 midnight



- 99%** of eligible population vaccinated with a single dose till June 09
- 84%** of eligible population vaccinated with double dose till June 09
- State has vaccinated about **83%** of children aged 15 - 17 years with a single dose

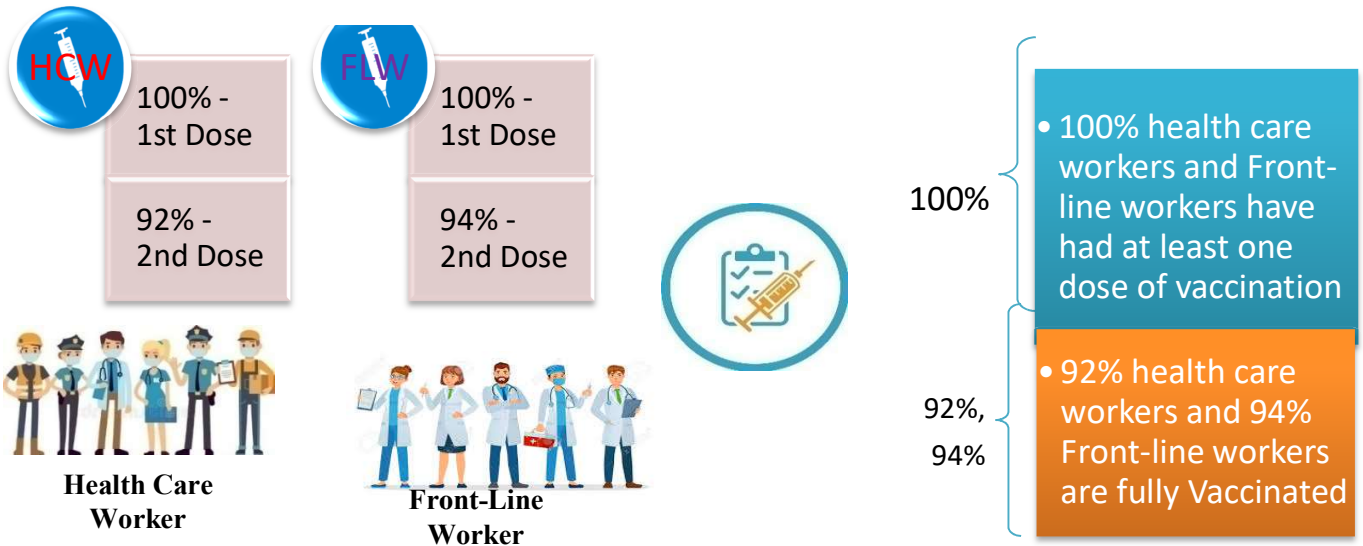
Time Line of Vaccination Coverage



Kerala began administration of COVID 19 Vaccines on 16th January, 2021. As of 9th June 2022, Kerala has administered over 55 million doses overall, including first and second doses of vaccines.

Over 98 per cent of the eligible population (15 + years) in Kerala has been administered the first dose of the Covid-19 vaccine. The state has achieved the target within 498 days since the beginning of the vaccination drive on January 16, 2021

Health Care Workers & Front-line Workers Vaccinated



Are You Vaccinated? You Still Need to Practice: SMS

- Even after vaccination, follow COVID appropriate behavior
- Practice Social Distancing and greet without physical contact
- Always wear clean face mask
- Wash your hands thoroughly and frequently or use hand sanitizer
- Follow the current COVID 19 guidelines to prevent further spread
- Stay Safe. Stay Strong. Get Vaccinated



Even After Getting Vaccinated Keep Taking Precautions to Protect Your Self



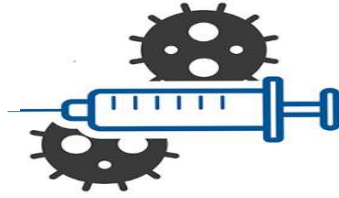
The Race Towards Full Vaccination - Weekly Trend

28th May – 3rd June 2022

Kerala Administered over

1.47 Lakh

COVID Vaccine Doses during 28th May to 3rd June, 2022

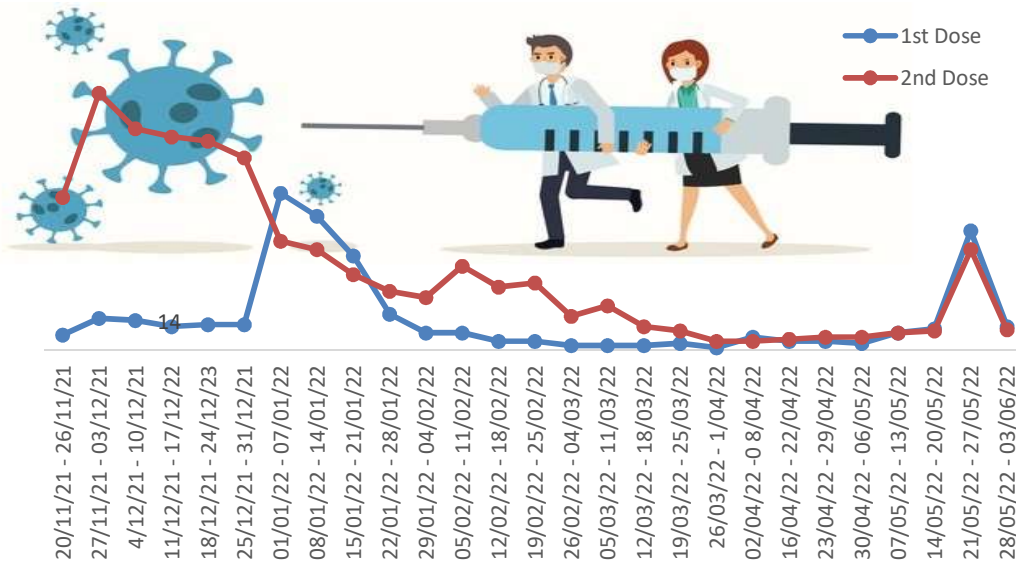


From 28th May to 3rd June 2022 on average

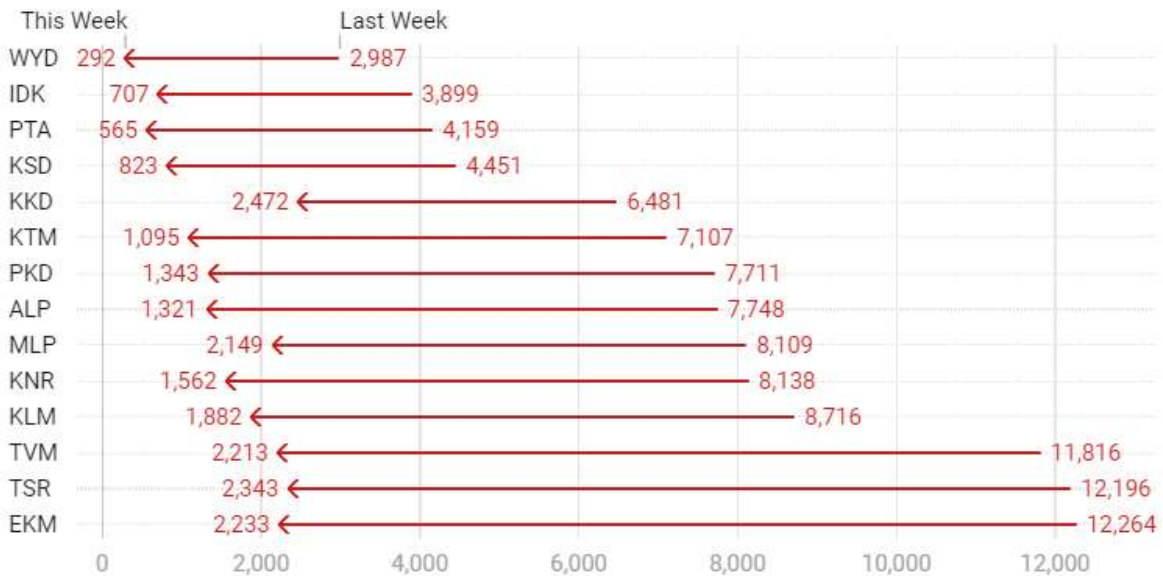
0.21 lakh

doses were administered daily.

Average Doses Administered Per day per week (in 1000)



Trend in average per day vaccination (in 1000) for the last two weeks



Race Against Time – Vaccination Quarterly Status

(Q1:16th Jan-Mar, Q2: Apr-June, Q3: July-Sep, Q4: Oct - Dec)

Daily Average Doses Administered per Quarter

In the first Quarter, only 42201 first doses and 5324 second doses were administered daily on average. During the second, third and fourth quarters, the daily vaccination of the first and second doses increased significantly.



Vaccination Achievement per Quarter

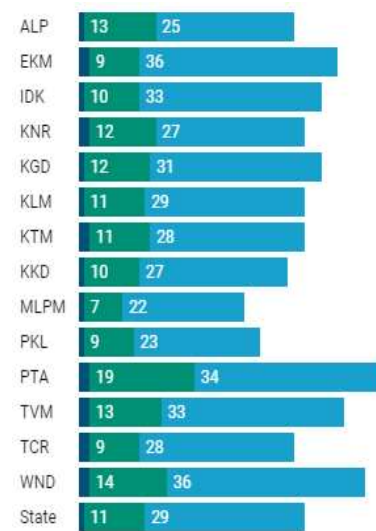
In the third quarter of the immunization drive, 52% of the eligible population (18 + age) in Kerala were given the first dose and 29% the second dose.

■ Q1 ■ Q2 ■ Q3

First Dose

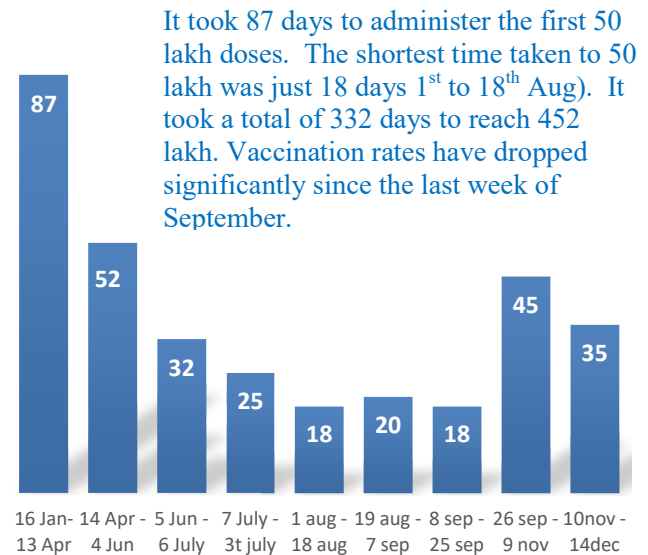


Second Dose



Dose Progression

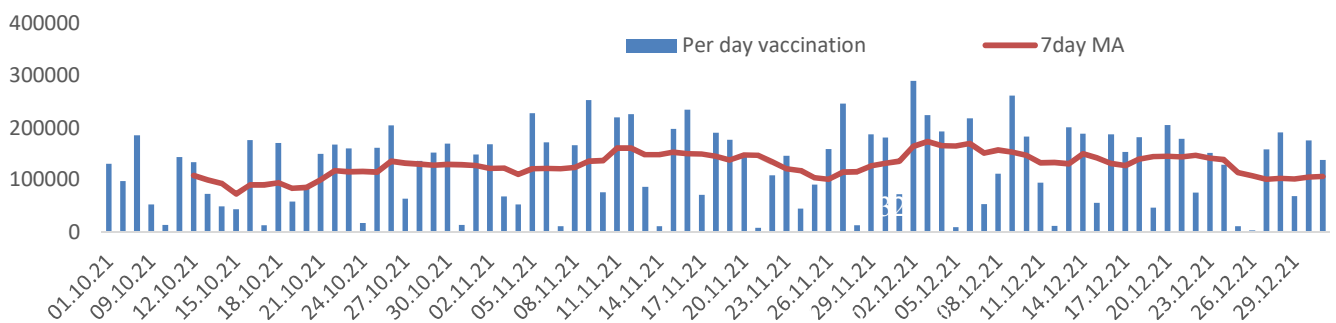
The chart shows the days taken for total COVID-19 Vaccination doses (both first and second) in Kerala to cross every 50 lakh dose mark



It took 87 days to administer the first 50 lakh doses. The shortest time taken to 50 lakh was just 18 days 1st to 18th Aug). It took a total of 332 days to reach 452 lakh. Vaccination rates have dropped significantly since the last week of September.

Vaccine Administered per Day and 7 days Moving Average in Last Quarter (Oct -Dec)

The seven-day moving average of daily doses in the last quarter showed a peak on December 2nd and continued to fluctuate thereafter



Important Message to the Public

- a. *Infection or infection rate is only a part and disease manifestation of disease is to be monitored*
- b. *Fatality among vaccinated people is very less. Disease severity among vaccinated people is less.*
- c. *People with comorbidity should be careful. Once detected covid positive they should get admitted and do not stay at home.*
- d. *Death among non-vaccinated people, especially people with comorbidity is because of late arrival in hospitals*
- e. *Diabetes and Hypertension together is the most common cause of patient death if they arrive late.*
- f. *Vaccinated people, only if symptomatic are advised to consult Doctor.*
- g. *Non Vaccinated people, if symptomatic, may do RTPCR test*
- h. *Antigen testing is only for emergency purpose*
- i. *Non vaccinated people with co-morbidities to do testing by RTPCR and consult doctor*
- j. *Repeat RTPCR is not needed among the people who are detected COVID positive in the previous 2 months*
- k. *All young person detected positive and at home isolation should do glucose test*

TABLE1.Total Vaccination done in the State as on 09/06/2022 midnight

State Summary (15+ years)-Total doses administered till 10/06/2022 at 12 AM								
District	Target	First Dose	Percent age	Second Dose	Percentage*	Precaution Dose	Percentage	Total doses administered
Alappuzha	1829568	1732621	95%	1601134	88%	157637	28%	34,91,392
Ernakulam	3217878	3291521	102%	2775971	86%	211276	22%	62,78,768
Idukki	950762	957490	101%	797671	84%	40481	13%	17,95,642
Kannur	2100307	2154919	103%	1891591	90%	135715	22%	41,82,225
Kasaragod	1092141	1046079	96%	865265	79%	45615	12%	19,56,959
Kollam	2268371	2217586	98%	1908186	84%	140969	22%	42,66,741
Kottayam	1704500	1665955	98%	1455770	85%	130740	24%	32,52,465
Kozhikode	2746273	2661135	97%	2194594	80%	123602	17%	49,79,331
Malappuram	3386535	3359154	99%	2633771	78%	101956	14%	60,94,881
Palakkad	2349082	2319690	99%	2000941	85%	139382	26%	44,60,013
Pathanamthitta	1118564	1153527	103%	977946	87%	127909	27%	22,59,382
Thiruvananthapuram	2914006	2878068	99%	2473907	85%	222696	22%	55,74,671
Thrissur	2767777	2635593	95%	2422995	88%	222962	29%	52,81,550
Wayanad	716933	743299	104%	638508	89%	36980	13%	14,18,787
Grand Total	29,162,697	2,88,16,637	99%	2,46,38,250	84%	18,37,920	22%	5,52,92,807

TABLE2.Covid-19 Vaccination Center Functional in the State as on 09/06/2022 midnight(10/06/2022 12AM)

DISTRICTS	12+	15+	18+	Total
Alappuzha	84	0	5	89
Ernakulam	11	14	45	70
Idukki	6	8	15	29
Kannur	8	3	22	33
Kasaragod	0	45	48	93
Kollam	5	16	12	33
Kottayam	45	41	8	94
Kozhikode	8	8	19	35
Malappuram	13	15	23	51
Palakkad	3	7	26	36
Pathanamthitta	12	14	20	46
Thiruvananthapuram	1	65	12	78
Thrissur	3	2	28	33
Wayanad	0	0	1	1
GrandTotal	199	238	284	721

TABLE3. Health Care Workers Coverage as on 09/06/2022 midnight

<i>DISTRICT</i>	<i>1st DOSE</i>	<i>2nd Dose</i>	<i>% fully vaccinated</i>	<i>Precaution dose</i>	<i>Precaution dose (%) *</i>
Alappuzha	29022	27229	94%	13701	53%
Ernakulam	85568	75814	89%	31757	45%
Idukki	13555	13008	96%	5909	48%
Kannur	40389	37541	93%	18429	52%
Kasaragod	11610	10821	93%	4859	48%
Kollam	36040	33819	94%	15184	49%
Kottayam	38706	36306	94%	16990	50%
Kozhikode	52735	47956	91%	18165	41%
Malappuram	44834	41998	94%	17775	47%
Palakkad	34675	32015	92%	15781	53%
Pathanamthitta	29337	25080	85%	11816	51%
Thiruvananthapuram	73433	66403	90%	27312	45%
Thrissur	51910	49193	95%	26640	58%
Wayanad	13978	13291	95%	6426	51%
Grand Total	555792	510474	92%	230744	49%

1st Dose coverage for HCW is 100%

*Proportion of beneficiaries who are eligible (completed 9 months after 2nd dose)

TABLE4. Frontline workers Coverage as on 09/06/2022 midnight

<i>DISTRICT</i>	<i>1st dose</i>	<i>2nd Dose</i>	<i>% fully vaccinated</i>	<i>Precaution dose</i>	<i>Precaution dose(%) *</i>
Alappuzha	39130	36751	94%	13228	38%
Ernakulam	54935	50348	92%	18394	39%
Idukki	22995	21342	93%	5483	28%
Kannur	41383	39970	97%	12496	32%
Kasaragod	24615	22479	91%	6265	30%
Kollam	42235	38838	92%	10458	30%
Kottayam	32141	30602	95%	11022	38%
Kozhikode	55273	52556	95%	9371	19%
Malappuram	53915	51276	95%	13368	28%
Palakkad	48097	45546	95%	16657	39%
Pathanamthitta	25250	22533	89%	7157	34%
Thiruvananthapuram	73005	67627	93%	21890	36%
Thrissur	41909	40735	97%	17933	47%
Wayanad	17021	16094	95%	4018	27%
Grand Total	571904	536697	94%	167740	34%

1st Dose coverage for FLW is 100%

*Proportion of beneficiaries who are eligible (completed 9 months after 2nd dose)

TABLE5.Age-Appropriate Group (45-59 Years) Coverage as on 09/06/2022 midnight

Table 5: Age appropriate group (45-59 years) coverage							
45-59 years Coverage as on		10/06/2022		at 12 AM			
District	Target	1st Dose Coverage	Percentage	2nd Dose Coverage	Percentage fully vaccinated	Precaution dose	%
Alappuzha	535436	438931	82%	416269	78%	2680	2%
Ernakulam	809349	783678	97%	702851	87%	11775	4%
Idukki	237564	246969	104%	219204	92%	582	0%
Kannur	527295	515887	98%	480332	91%	2610	1%
Kasaragod	253027	252249	100%	224053	89%	360	0%
Kollam	541201	560088	103%	502856	93%	2867	1%
Kottayam	478470	414170	87%	374777	78%	3616	2%
Kozhikode	658949	655113	99%	581738	88%	3125	1%
Malappuram	733338	722992	99%	628803	86%	1689	1%
Palakkad	614226	547229	89%	500133	81%	3197	2%
Pathanamthitta	264372	281831	107%	251813	95%	2866	2%
Thiruvananthapuram	735836	681693	93%	613883	83%	7800	2%
Thrissur	689418	664026	96%	625711	91%	10144	4%
Wayanad	170537	177128	104%	164291	96%	297	0%
Grand Total	7249018	69,41,984	96%	62,86,714	87%	53608	2%

TABLE6.Age-Appropriate Group (≥60 Years) Coverage as on 09/06/2022midnight

Table 6: Age appropriate group (≥ 60 years) coverage							
≥ 60 years Coverage as on		10/06/2022		at 12 AM			
District	Target	1st Dose Coverage	Percentage	2nd Dose Coverage	Percentage fully vaccinated	Precaution dose	%
Alappuzha	424565	429037	101%	400850	94%	126861	48%
Ernakulam	673885	676273	100%	620672	92%	144184	36%
Idukki	193981	194572	100%	173054	89%	28209	24%
Kannur	438602	444490	101%	412716	94%	100961	39%
Kasaragod	182460	181705	100%	160340	88%	33906	27%
Kollam	497558	499524	100%	455226	91%	111274	40%
Kottayam	418008	419692	100%	384133	92%	97796	40%
Kozhikode	526896	529209	100%	480037	91%	91351	32%
Malappuram	477642	488117	102%	434577	91%	68300	28%
Palakkad	437708	439814	100%	402162	92%	102951	46%
Pathanamthitta	311297	312234	100%	280724	90%	104588	47%
Thiruvananthapuram	630465	633068	100%	571571	91%	161813	42%
Thrissur	581781	588167	101%	558332	96%	165148	50%
Wayanad	128009	128303	100%	114390	89%	26132	27%
Grand Total	5922857	59,64,205	101%	54,48,784	92%	13,63,474	39%

TABLE 6. Age-Appropriate Group (18-44 Years) Coverage as on 09/06/2022 midnight

18-44 years Coverage as on 10/06/2022 at 12 AM							
District	Target	First Dose					
		1st Dose Coverage	Percentage	2nd Dose Coverage	Percentage fully vaccinated	Precaution dose	%
Alappuzha	744178	669913	90%	633206	85%	1167	2%
Ernakulam	1470864	1510563	103%	1231457	84%	5166	3%
Idukki	437537	419513	96%	334425	76%	298	1%
Kannur	947964	965404	102%	831276	88%	1219	1%
Kasaragod	556876	501607	90%	410423	74%	225	0%
Kollam	1054752	932769	88%	793573	75%	1186	1%
Kottayam	665544	655432	98%	567894	85%	1316	2%
Kozhikode	1313678	1222093	93%	969161	74%	1590	2%
Malappuram	1777378	1830183	103%	1388640	78%	824	1%
Palakkad	1088327	1086493	100%	916676	84%	796	1%
Pathanamthitta	460819	443348	96%	357309	78%	1482	3%
Thiruvananthapuram	1309099	1248939	95%	1065526	81%	3881	2%
Thrissur	1274465	1098062	86%	1026830	81%	3097	3%
Wayanad	361152	354600	98%	302164	84%	107	0%
Grand Total	13462633	1,29,38,919	96%	1,08,28,560	80%	22354	2%
*Among those who have taken first dose							

TABLE 7. Age-Appropriate Group (15-17 Years) Coverage as on 09/06/2022 midnight

15-17 years Coverage as on 10/06/2022 at 12 AM					
District	Target	1st Dose Coverage	Percentage	2nd Dose Coverage	Percentage fully vaccinated
Alappuzha	80832	79436	98%	63885	79%
Ernakulam	172307	117487	68%	84993	49%
Idukki	51339	38427	75%	28908	56%
Kannur	97722	101340	104%	73142	75%
Kasaragod	60496	51279	85%	33278	55%
Kollam	105234	98254	93%	69917	66%
Kottayam	85400	69463	81%	49772	58%
Kozhikode	143028	110987	78%	59364	42%
Malappuram	241212	181069	75%	81073	34%
Palakkad	132742	116123	87%	82717	62%
Pathanamthitta	48854	40428	83%	31370	64%
Thiruvananthapuram	145238	111598	77%	74360	51%
Thrissur	123540	124713	101%	94923	77%
Wayanad	29245	36314	124%	23817	81%
Grand Total	1,517,189	12,76,918	83%	8,51,519	56%

Table 8: Age appropriate group (12-14 years) Coverage as on 09/06/2022 midnight

12-14 years Coverage as on 10/06/2022 at 12 AM					
District	Target	1st Dose Coverage	Percentage	2nd Dose Coverage	Percentage fully vaccinated
Alappuzha	43284	47152	109%	22944	53%
Ernakulam	90244	63017	70%	9836	11%
Idukki	29672	21459	72%	7730	26%
Kannur	89079	46026	52%	16614	19%
Kasaragod	39968	23014	58%	3871	10%
Kollam	69984	48676	70%	13957	20%
Kottayam	55571	36351	65%	12286	22%
Kozhikode	103644	35725	34%	3782	4%
Malappuram	159652	38044	24%	7404	5%
Palakkad	75249	47259	63%	21692	29%
Pathanamthitta	33203	21099	64%	9117	27%
Thiruvananthapuram	93804	56332	60%	14537	15%
Thrissur	99789	66806	67%	27271	27%
Wayanad	27857	15955	57%	4461	16%
Grand Total	10,11,000	5,66,915	56%	1,75,502	17%

TABLE9.State Summary (18+) as on 09/06/2022 midnight

State Summary (18+) 10/06/2022 at 12 AM							
District	Target	First Dose	Percentage	Second Dose	Percentage*	Precaution Dose	Percentage
Alappuzha	1704179	1605986	94%	1513985	89%	156075	28%
Ernakulam	2954098	3110916	105%	2680661	91%	209451	22%
Idukki	869082	897580	103%	760919	88%	40107	13%
Kannur	1913861	2007501	105%	1801544	94%	135102	21%
Kasaragod	992363	971726	98%	827920	83%	45436	12%
Kollam	2093511	2070614	99%	1824055	87%	140422	22%
Kottayam	1562022	1560105	100%	1393524	89%	130287	24%
Kozhikode	2499523	2514355	101%	2131179	85%	123084	17%
Malappuram	2988358	3139935	105%	2544730	85%	101403	14%
Palakkad	2140261	2156238	101%	1896082	89%	138239	26%
Pathanamthitta	1036488	1091961	105%	937274	90%	127239	27%
Thiruvananthapuram	2675400	2710054	101%	2384627	89%	222125	22%
Thrissur	2545664	2444063	96%	2300733	90%	222397	29%
Wayanad	659698	691028	105%	610221	93%	36949	13%
Grand Total	2,66,34,508	2,69,72,062	101%	2,36,07,454	88%	1828316	22%

*Revised target population(> 18 years) as per MOHFW is 2.67 crores

*As per letter from Additional Secretary MOHFW- D O No 2317579/2021/Imm dated 15/09/2021

TABLE 10. Achievement for the day 09/06/2022 midnight

Daily achievement 09/06/2022				
District	First Dose	Second Dose	Precaution dose	Total Doses Administered
Alappuzha	60	334	1562	1956
Ernakulam	558	979	1824	3361
Idukki	91	279	374	744
Kannur	158	514	613	1285
Kasaragod	201	245	178	624
Kollam	248	818	536	1602
Kottayam	2152	2867	453	5472
Kozhikode	210	468	511	1189
Malappuram	885	860	553	2298
Palakkad	259	715	1142	2116
Pathanamthitta	99	390	668	1157
Thiruvananthapuram	671	1296	571	2538
Thrissur	81	203	565	849
Wayanad	9	24	31	64
Grand Total	5682	9992	9581	25255

** Vaccine stock details couldn't be downloaded from e-VIN portal as the portal is down.

TABLE11.COVID Vaccination related sites

support@cowin.gov.in https://www.cowin.gov.in/home https://dashboard.kerala.gov.in/ https://dhs.kerala.gov.in/https://aogyakeralam.gov.in/https://sha.kerala.gov.in/

TABLE10.COVID Vaccination related Helpline numbers

National/State/District	Line1	Line2	Line3
National Helpline	1075	+91 1123978046	0120 4473222
Disha	1056	04712552056	
StateCallCenter	04712309251	04712309252	04712309255
Thiruvananthapuram	9188610100	1077	
Kollam	04742797609	8589015556	
Pathanamthitta	04682222515	04682228220	
Alappuzha	04772239999		
Kottayam	04812565200	04812304800	04812581900
Idukki	18004255640	04862232220	04862233118
Ernakulam	9072303861		
Thrissur	9400066921	9400066922	9400066923
Palakkad	04912505264	04912505189	8943341439
Malappuram	04832733253	04832737858	04832733252
Kozhikode	7594001442		
Wayanad	04936202343	04936202375	9072510900
Kannur	04972700194		
Kasargod	9061076590	9061079244	9061078026