



കേരള സർക്കാർ

www.health.kerala.gov.in

**COVID-19 OUTBREAK CONTROL AND PREVENTION STATE CELL
HEALTH&FAMILY WELFARE DEPARTMENT**

controlroomdhsKERALA@gmail.com

www.dhs.kerala.gov.in

Kerala HEALTH-COVID-19 DAILY VACCINATION BULLETIN

Date: 10/06/2022

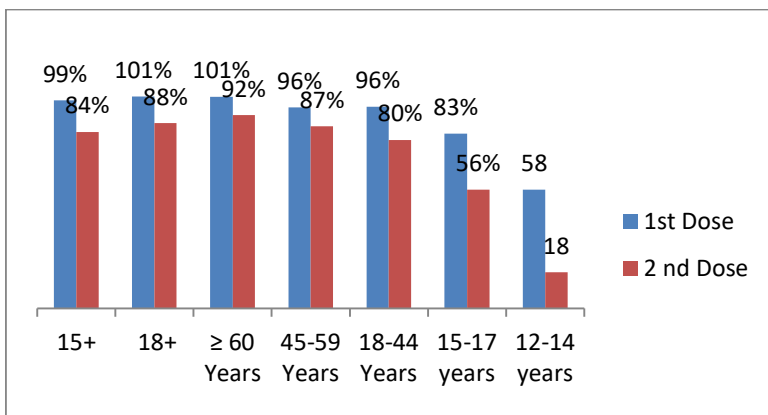
**OUR HEALTH OUR RESPONSIBILITY
VACCINE ADVISORY**

- *People who are vaccinated with Covid Vaccine are reported to have reduced Covid related ICU admissions, serious disease and death.*
- *Early vaccination is useful to safeguard our life from this deadly disease.*
- *Vaccination sessions are planned as per the availability of vaccine. All are requested to cooperate.*
- *After receiving the first dose, second dose of Covishield vaccine is to be taken between 12–16weeks and second dose of Covaxin between 4-6 weeks.*
- *Covid vaccination is currently available to all above 15 years. Children in 15-18 age group will get Covaxin.*
- *Health Staffs, Frontline workers and people above 60 years with co-morbidities will get precaution dose after 9 months or 39 weeks from the second dose. The Same vaccine administered as first and second dose is to be taken as precaution dose. People above 60 years with co-morbidities should take medical advice before receiving precaution dose.*
- *Vaccination is available free of cost in all Government covid vaccination centers, and at a nominal rate (as per the Gol order F.No.2079203/2021/Immunization) in selected private Hospitals.*
- ***ENSURE ALL YOUR ELIGIBLE FAMILY MEMBERS ARE PROTECTED BY RECEIVING ANY OF THE AVAILABLE COVID VACCINE.***
- ***“BOTH COVAXIN AND COVISHIELD ARE EQUALLY EFFECTIVE AND SAFE”***
- ***“BE FULLY PROTECTED – GET THE SECOND DOSE AT YOUR SCHEDULED TIME”***

ANALYSIS


COVID-19 mass vaccinations are showing signs of preventing illness and steep decline in cases and hospital admissions in countries which done vaccination. Kerala started its vaccination for health care workers from January 16, 2021. The COVID-19 Vaccines Operational Guidelines issued by the Ministry of Health and Family Welfare, Govt. of India, 28th December 2020 and all subsequent Guidelines issued by Ministry of Health and Family Welfare, Govt of India are followed at the sites and all vaccination lanes

Summary of COVID Vaccine Administered as on 08/06/2022 midnight



- 99%** of eligible population vaccinated with a single dose till June 10
- 84%** of eligible population vaccinated with double dose till June 10
- State has vaccinated about **83%** of children aged 15 - 17 years with a single dose

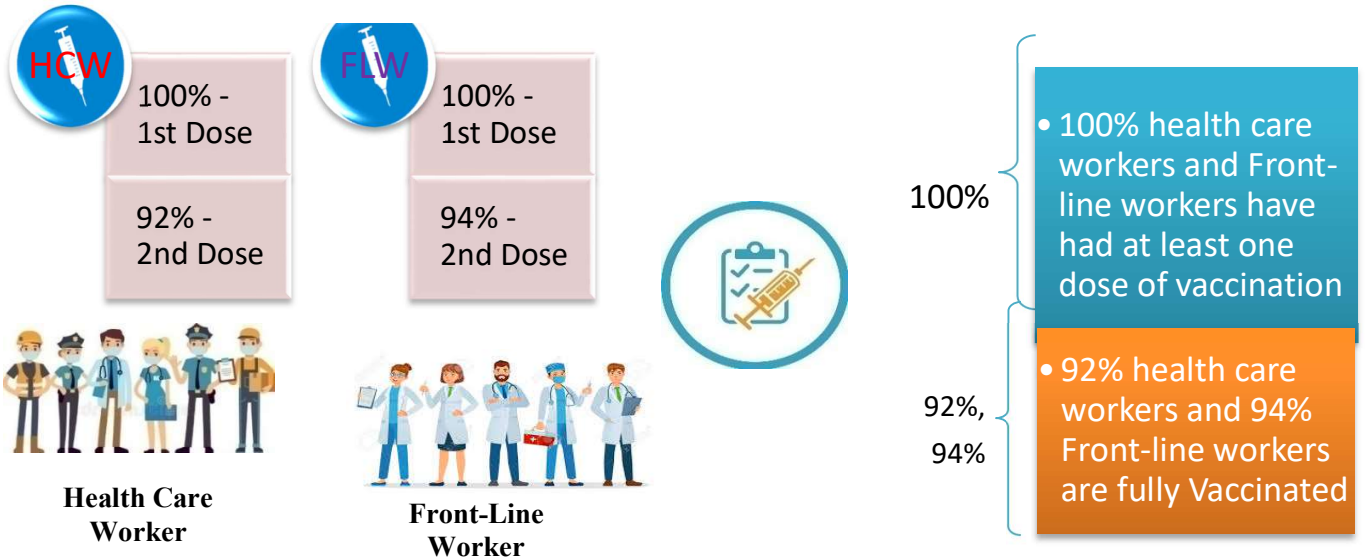
Time Line of Vaccination Coverage



Kerala began administration of COVID 19 Vaccines on 16th January, 2021. As of 10th June 2022, Kerala has administered over 55 million doses overall, including first and second doses of vaccines.


Over 99 per cent of the eligible population (15 + years) in Kerala has been administered the first dose of the Covid-19 vaccine. The state has achieved the target within 510 days since the beginning of the vaccination drive on January 16, 2021

Health Care Workers & Front-line Workers Vaccinated



Are You Vaccinated? You Still Need to Practice: SMS

- Even after vaccination, follow COVID appropriate behavior
- Practice Social Distancing and greet without physical contact
- Always wear clean face mask
- Wash your hands thoroughly and frequently or use hand sanitizer
- Follow the current COVID 19 guidelines to prevent further spread
- Stay Safe. Stay Strong. Get Vaccinated



Even After Getting Vaccinated Keep Taking Precautions to Protect Your Self



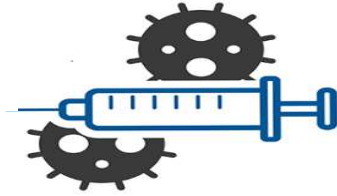
The Race Towards Full Vaccination - Weekly Trend

28th May – 3rd June 2022

Kerala Administered over

1.47 Lakh

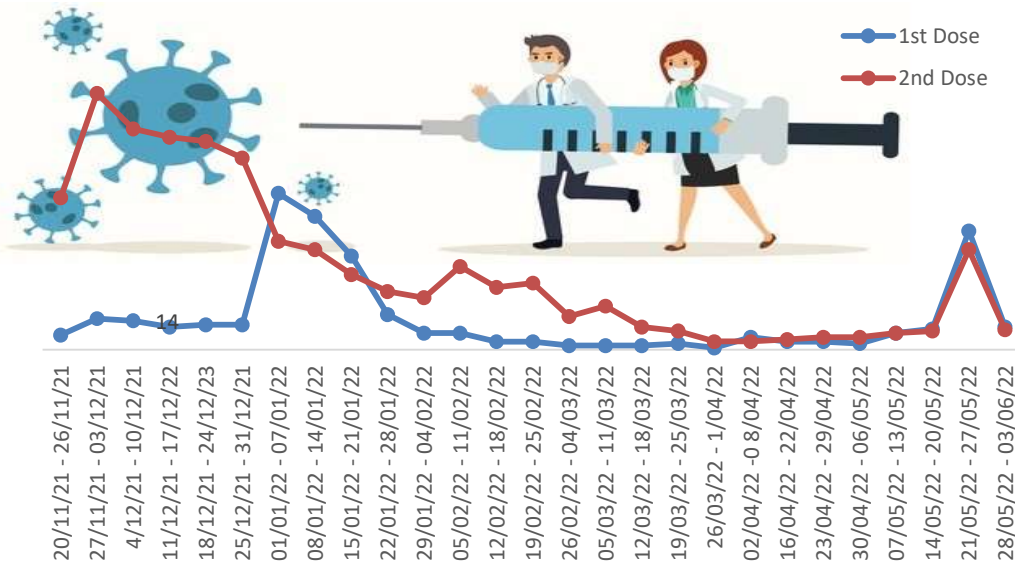
COVID Vaccine Doses during 28th May to 3rd June, 2022



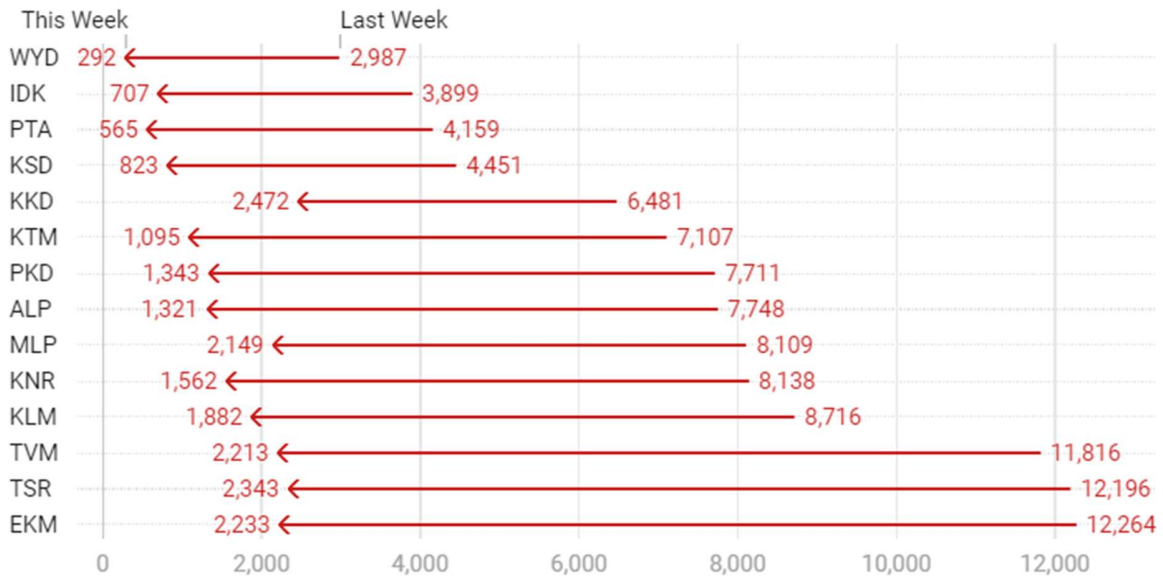
From 28th May to 3rd June 2022 on average

0.21 lakh doses were administered daily.

Average Doses Administered Per day per week (in 1000)



Trend in average per day vaccination (in 1000) for the last two weeks

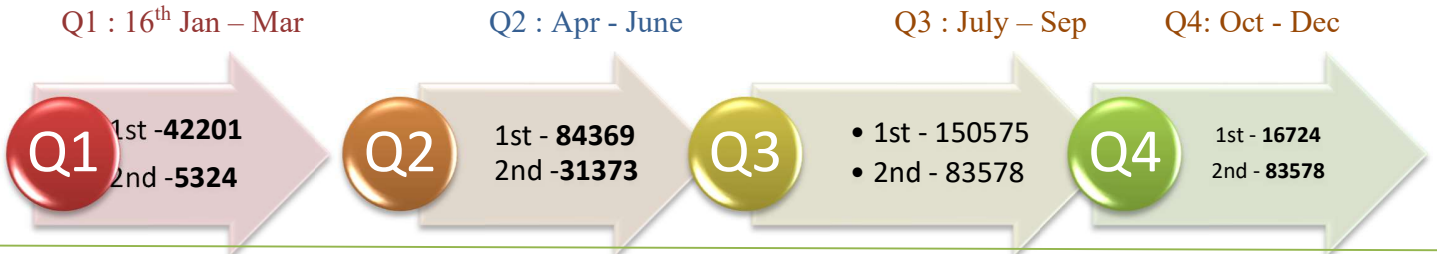


Race Against Time – Vaccination Quarterly Status

(Q1:16th Jan-Mar, Q2: Apr-June, Q3: July-Sep, Q4: Oct - Dec)

Daily Average Doses Administered per Quarter

In the first Quarter, only 42201 first doses and 5324 second doses were administered daily on average. During the second, third and fourth quarters, the daily vaccination of the first and second doses increased significantly.



Vaccination Achievement per Quarter

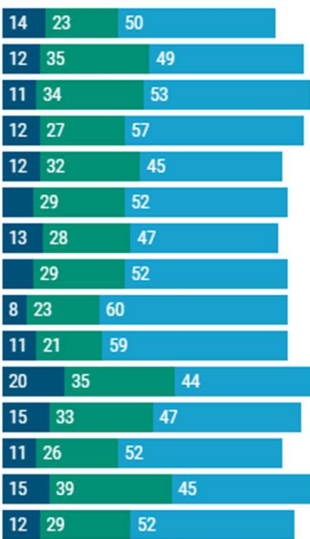
In the third quarter of the immunization drive, 52% of the eligible population (18 + age) in Kerala were given the first dose and 29% the second dose.

Dose Progression

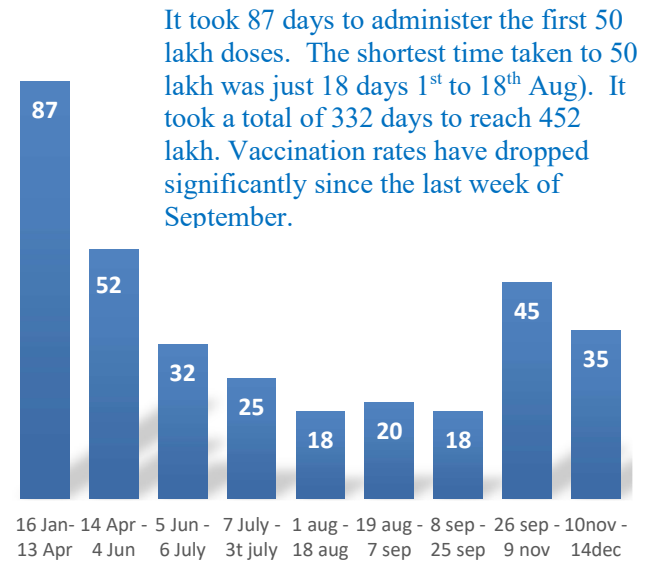
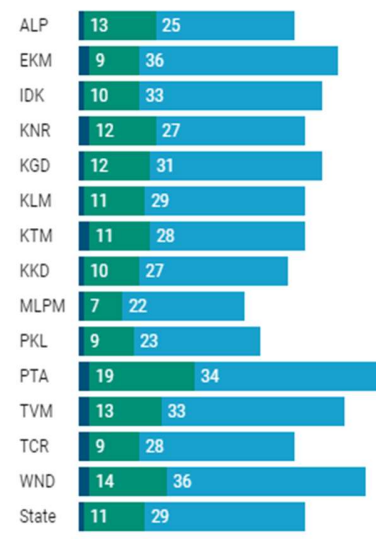
The chart shows the days taken for total COVID-19 Vaccination doses (both first and second) in Kerala to cross every 50 lakh dose mark

■ Q1 ■ Q2 ■ Q3

First Dose



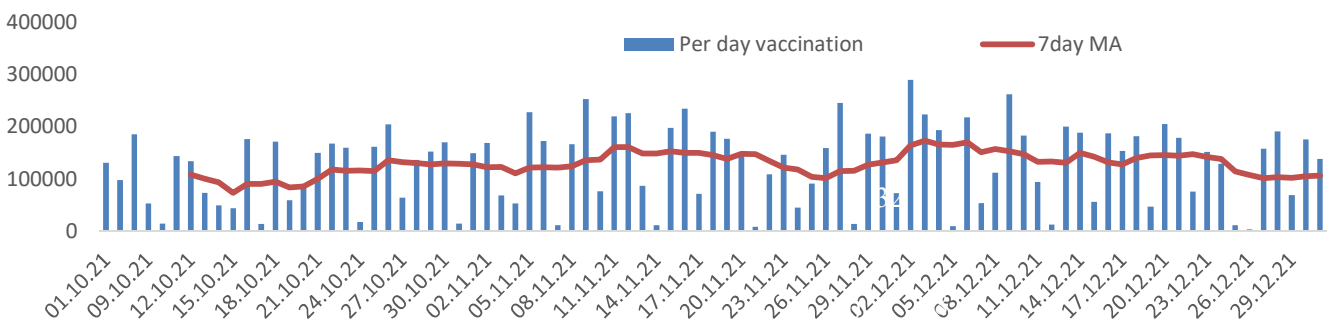
Second Dose



It took 87 days to administer the first 50 lakh doses. The shortest time taken to 50 lakh was just 18 days 1st to 18th Aug). It took a total of 332 days to reach 452 lakh. Vaccination rates have dropped significantly since the last week of September.

Vaccine Administered per Day and 7 days Moving Average in Last Quarter (Oct -Dec)

The seven-day moving average of daily doses in the last quarter showed a peak on December 2nd and continued to fluctuate thereafter



Important Message to the Public

- a. *Infection or infection rate is only a part and disease manifestation of disease is to be monitored*
- b. *Fatality among vaccinated people is very less. Disease severity among vaccinated people is less.*
- c. *People with comorbidity should be careful. Once detected covid positive they should get admitted and do not stay at home.*
- d. *Death among non-vaccinated people, especially people with comorbidity is because of late arrival in hospitals*
- e. *Diabetes and Hypertension together is the most common cause of patient death if they arrive late.*
- f. *Vaccinated people, only if symptomatic are advised to consult Doctor.*
- g. *Non Vaccinated people, if symptomatic, may do RTPCR test*
- h. *Antigen testing is only for emergency purpose*
- i. *Non vaccinated people with co-morbidities to do testing by RTPCR and consult doctor*
- j. *Repeat RTPCR is not needed among the people who are detected COVID positive in the previous 2 months*
- k. *All young person detected positive and at home isolation should do glucose test*

TABLE1.Total Vaccination done in the State as on 10/06/2022 midnight

State Summary (15+ years)-Total doses administered till 11/06/2022 at 12 AM								
District	Target	First Dose	Percent age	Second Dose	Percentage*	Precaution Dose	Percentage	Total doses administered
Alappuzha	1829568	1732679	95%	1601316	88%	158056	28%	34,92,051
Ernakulam	3217878	3292454	102%	2777665	86%	214335	21%	62,84,454
Idukki	950762	957523	101%	797788	84%	40622	13%	17,95,933
Kannur	2100307	2155398	103%	1892158	90%	136966	21%	41,84,522
Kasaragod	1092141	1046083	96%	865285	79%	45635	12%	19,57,003
Kollam	2268371	2217969	98%	1909053	84%	141578	21%	42,68,600
Kottayam	1704500	1668399	98%	1458759	86%	131133	23%	32,58,291
Kozhikode	2746273	2662260	97%	2195489	80%	124306	16%	49,82,055
Malappuram	3386535	3360783	99%	2635320	78%	102718	14%	60,98,821
Palakkad	2349082	2320081	99%	2001528	85%	139968	25%	44,61,577
Pathanamthitta	1118564	1153740	103%	978558	87%	128575	27%	22,60,873
Thiruvananthapuram	2914006	2879954	99%	2474153	85%	223162	22%	55,77,269
Thrissur	2767777	2636039	95%	2424217	88%	223550	28%	52,83,806
Wayanad	716933	743522	104%	638951	89%	37323	13%	14,19,796
Grand Total	29,162,697	2,88,26,884	99%	2,46,50,240	84%	18,47,927	21%	5,53,25,051

TABLE2.Covid-19 Vaccination Center Functional in the State as on 10/06/2022 midnight(11/06/2022 12AM)

DISTRICTS	12+	15+	18+	Total
Alappuzha	3	0	5	8
Ernakulam	21	15	55	91
Idukki	2	3	8	13
Kannur	4	4	27	35
Kasaragod	0	0	9	9
Kollam	38	7	16	61
Kottayam	45	40	6	91
Kozhikode	22	19	28	69
Malappuram	20	22	28	70
Palakkad	13	9	21	43
Pathanamthitta	14	9	20	43
Thiruvananthapuram	27	2	13	42
Thrissur	27	29	29	85
Wayanad	4	4	6	14
GrandTotal	240	163	271	674

TABLE3. Health Care Workers Coverage as on 10/06/2022 midnight

DISTRICT	1st DOSE	2nd Dose	% fully vaccinated	Precaution dose	Precaution dose (%) *
Alappuzha	29022	27229	94%	13713	53%
Ernakulam	85568	75817	89%	31882	45%
Idukki	13555	13008	96%	5929	48%
Kannur	40389	37541	93%	18479	52%
Kasaragod	11610	10821	93%	4859	48%
Kollam	36040	33819	94%	15207	48%
Kottayam	38706	36306	94%	17013	50%
Kozhikode	52735	47956	91%	18195	41%
Malappuram	44834	41999	94%	17808	47%
Palakkad	34675	32015	92%	15793	53%
Pathanamthitta	29337	25081	85%	11849	51%
Thiruvananthapuram	73433	66403	90%	27334	45%
Thrissur	51910	49193	95%	26667	58%
Wayanad	13978	13292	95%	6452	51%
Grand Total	555792	510480	92%	231180	49%

1st Dose coverage for HCW is 100%

*Proportion of beneficiaries who are eligible (completed 9 months after 2nd dose)

TABLE4. Frontline workers Coverage as on 10/06/2022 midnight

DISTRICT	1st dose	2nd Dose	% fully vaccinated	Precaution dose	Precaution dose(%) *
Alappuzha	39130	36751	94%	13241	38%
Ernakulam	54935	50348	92%	18474	39%
Idukki	22995	21343	93%	5490	28%
Kannur	41383	39972	97%	12527	32%
Kasaragod	24615	22479	91%	6267	29%
Kollam	42235	38838	92%	10475	29%
Kottayam	32141	30603	95%	11055	38%
Kozhikode	55273	52556	95%	9394	19%
Malappuram	53915	51278	95%	13453	28%
Palakkad	48097	45546	95%	16726	39%
Pathanamthitta	25250	22534	89%	7175	34%
Thiruvananthapuram	73005	67627	93%	21930	36%
Thrissur	41909	40736	97%	17944	47%
Wayanad	17021	16095	95%	4048	27%
Grand Total	571904	536706	94%	168199	34%

1st Dose coverage for FLW is 100%

*Proportion of beneficiaries who are eligible (completed 9 months after 2nd dose)

TABLE5.Age-Appropriate Group (45-59 Years) Coverage as on 10/06/2022 midnight

Table 5: Age appropriate group (45-59 years) coverage							
45-59 years Coverage as on 11/06/2022 at 12 AM							
District	Target	1st Dose Coverage	Percentage	2nd Dose Coverage	Percentage fully vaccinated	Precaution dose	%
Alappuzha	535436	438932	82%	416281	78%	2782	2%
Ernakulam	809349	783688	97%	702921	87%	12052	4%
Idukki	237564	246971	104%	219208	92%	587	0%
Kannur	527295	515895	98%	480391	91%	2658	1%
Kasaragod	253027	252250	100%	224053	89%	365	0%
Kollam	541201	560090	103%	502882	93%	2942	1%
Kottayam	478470	414174	87%	374782	78%	3709	2%
Kozhikode	658949	655122	99%	581792	88%	3188	1%
Malappuram	733338	723004	99%	628892	86%	1731	1%
Palakkad	614226	547231	89%	500162	81%	3230	2%
Pathanamthitta	264372	281836	107%	251824	95%	2906	2%
Thiruvananthapuram	735836	681694	93%	613891	83%	7917	2%
Thrissur	689418	664036	96%	625719	91%	10290	4%
Wayanad	170537	177131	104%	164292	96%	311	0%
Grand Total	7249018	69,42,054	96%	62,87,090	87%	54668	2%

TABLE6.Age-Appropriate Group (≥60 Years) Coverage as on 10/06/2022midnight

Table 6: Age appropriate group (≥ 60 years) coverage							
≥ 60 years Coverage as on 11/06/2022 at 12 AM							
District	Target	1st Dose Coverage	Percentage	2nd Dose Coverage	Percentage fully vaccinated	Precaution dose	%
Alappuzha	424565	429040	101%	400855	94%	127051	48%
Ernakulam	673885	676277	100%	620722	92%	146349	36%
Idukki	193981	194573	100%	173057	89%	28316	23%
Kannur	438602	444498	101%	412740	94%	102014	39%
Kasaragod	182460	181705	100%	160340	88%	33907	27%
Kollam	497558	499529	100%	455240	91%	111686	39%
Kottayam	418008	419692	100%	384142	92%	97909	40%
Kozhikode	526896	529216	100%	480066	91%	91844	32%
Malappuram	477642	488119	102%	434607	91%	68856	28%
Palakkad	437708	439817	100%	402181	92%	103392	45%
Pathanamthitta	311297	312243	100%	280735	90%	105071	47%
Thiruvananthapuram	630465	633069	100%	571584	91%	161902	41%
Thrissur	581781	588169	101%	558338	96%	165361	49%
Wayanad	128009	128303	100%	114402	89%	26400	27%
Grand Total	5922857	59,64,250	101%	54,49,009	92%	13,70,058	39%

TABLE 6. Age-Appropriate Group (18-44 Years) Coverage as on 10/06/2022 midnight

18-44 years Coverage as on 11/06/2022 at 12 AM							
District	Target	First Dose					
		1st Dose Coverage	Percentage	2nd Dose Coverage	Percentage fully vaccinated	Precaution dose	%
Alappuzha	744178	669919	90%	633237	85%	1269	2%
Ernakulam	1470864	1510692	103%	1232076	84%	5578	3%
Idukki	437537	419520	96%	334463	76%	300	1%
Kannur	947964	965468	102%	831625	88%	1288	1%
Kasaragod	556876	501608	90%	410425	74%	237	0%
Kollam	1054752	932788	88%	793682	75%	1268	1%
Kottayam	665544	655451	98%	568045	85%	1447	2%
Kozhikode	1313678	1222187	93%	969494	74%	1685	1%
Malappuram	1777378	1830302	103%	1389297	78%	870	1%
Palakkad	1088327	1086512	100%	916832	84%	827	1%
Pathanamthitta	460819	443373	96%	357415	78%	1574	3%
Thiruvananthapuram	1309099	1248950	95%	1065554	81%	4079	2%
Thrissur	1274465	1098088	86%	1026948	81%	3288	3%
Wayanad	361152	354623	98%	302287	84%	112	0%
Grand Total	13462633	1,29,39,481	96%	1,08,31,380	80%	23822	2%
*Among those who have taken first dose							

TABLE 7. Age-Appropriate Group (15-17 Years) Coverage as on 10/06/2022 midnight

15-17 years Coverage as on 11/06/2022 at 12 AM					
District	Target	1st Dose Coverage	Percentage	2nd Dose Coverage	Percentage fully vaccinated
Alappuzha	80832	79449	98%	63910	79%
Ernakulam	172307	117687	68%	85320	50%
Idukki	51339	38433	75%	28925	56%
Kannur	97722	101359	104%	73173	75%
Kasaragod	60496	51279	85%	33278	55%
Kollam	105234	98296	93%	70032	67%
Kottayam	85400	69945	82%	50464	59%
Kozhikode	143028	111142	78%	59542	42%
Malappuram	241212	181328	75%	81655	34%
Palakkad	132742	116148	87%	82770	62%
Pathanamthitta	48854	40451	83%	31474	64%
Thiruvananthapuram	145238	111667	77%	74429	51%
Thrissur	123540	124843	101%	95273	77%
Wayanad	29245	36365	124%	23968	82%
Grand Total	1,517,189	12,78,392	83%	8,54,213	56%

Table 8: Age appropriate group (12-14 years) Coverage as on 10/06/2022 midnight

12-14 years Coverage as on 11/06/2022 at 12 AM					
District	Target	1st Dose Coverage	Percentage	2nd Dose Coverage	Percentage fully vaccinated
Alappuzha	43284	47187	109%	23053	53%
Ernakulam	90244	63607	70%	10461	12%
Idukki	29672	21476	72%	7784	26%
Kannur	89079	46406	52%	16716	19%
Kasaragod	39968	23016	58%	3889	10%
Kollam	69984	48991	70%	14560	21%
Kottayam	55571	38290	69%	14417	26%
Kozhikode	103644	36585	35%	4083	4%
Malappuram	159652	39281	25%	7592	5%
Palakkad	75249	47601	63%	22022	29%
Pathanamthitta	33203	21250	64%	9495	29%
Thiruvananthapuram	93804	58136	62%	14665	16%
Thrissur	99789	67084	67%	28010	28%
Wayanad	27857	16101	58%	4615	17%
Grand Total	10,11,000	5,75,011	57%	1,81,362	18%

TABLE9.State Summary (18+) as on 10/06/2022 midnight

State Summary (18+) 11/06/2022 at 12 AM							
District	Target	First Dose	Percentage	Second Dose	Percentage*	Precaution Dose	Percentage
Alappuzha	1704179	1606043	94%	1514353	89%	158056	28%
Ernakulam	2954098	3111160	105%	2681884	91%	214335	21%
Idukki	869082	897614	103%	761079	88%	40622	13%
Kannur	1913861	2007633	105%	1802269	94%	136966	21%
Kasaragod	992363	971788	98%	828118	83%	45635	12%
Kollam	2093511	2070682	99%	1824461	87%	141578	21%
Kottayam	1562022	1560164	100%	1393878	89%	131133	23%
Kozhikode	2499523	2514533	101%	2131864	85%	124306	16%
Malappuram	2988358	3140174	105%	2546073	85%	102718	14%
Palakkad	2140261	2156332	101%	1896736	89%	139968	25%
Pathanamthitta	1036488	1092039	105%	937589	90%	128575	27%
Thiruvananthapuram	2675400	2710151	101%	2385059	89%	223162	22%
Thrissur	2545664	2444112	96%	2300934	90%	223550	28%
Wayanad	659698	691056	105%	610368	93%	37323	13%
Grand Total	2,66,34,508	2,69,73,481	101%	2,36,14,665	88%	1847927	21%

*Revised target population(> 18 years) as per MOHFW is 2.67 crores

*As per letter from Additional Secretary MOHFW- D O No 2317579/2021/Imm dated 15/09/2021

TABLE 10. Achievement for the day 10/06/2022 midnight

Daily achievement 10/06/2022				
District	First Dose	Second Dose	Precaution dose	Total Doses Administered
Alappuzha	58	175	342	575
Ernakulam	931	1694	3059	5684
Idukki	33	117	141	291
Kannur	479	564	1248	2291
Kasaragod	3	20	20	43
Kollam	383	867	609	1859
Kottayam	2444	2989	393	5826
Kozhikode	1125	894	699	2718
Malappuram	1629	1549	762	3940
Palakkad	391	586	586	1563
Pathanamthitta	213	604	664	1481
Thiruvananthapuram	1885	237	464	2586
Thrissur	444	1222	581	2247
Wayanad	223	443	343	1009
Grand Total	10241	11961	9911	32113

** Vaccine stock details couldn't be downloaded from e-VIN portal as the portal is down.

TABLE11.COVID Vaccination related sites

support@cowin.gov.in https://www.cowin.gov.in/home https://dashboard.kerala.gov.in/ https://dhs.kerala.gov.in/https://aogyakeralam.gov.in/https://sha.kerala.gov.in/

TABLE10.COVID Vaccination related Helpline numbers

National/State/District	Line1	Line2	Line3
National Helpline	1075	+91 1123978046	0120 4473222
Disha	1056	04712552056	
StateCallCenter	04712309251	04712309252	04712309255
Thiruvananthapuram	9188610100	1077	
Kollam	04742797609	8589015556	
Pathanamthitta	04682222515	04682228220	
Alappuzha	04772239999		
Kottayam	04812565200	04812304800	04812581900
Idukki	18004255640	04862232220	04862233118
Ernakulam	9072303861		
Thrissur	9400066921	9400066922	9400066923
Palakkad	04912505264	04912505189	8943341439
Malappuram	04832733253	04832737858	04832733252
Kozhikode	7594001442		
Wayanad	04936202343	04936202375	9072510900
Kannur	04972700194		
Kasargod	9061076590	9061079244	9061078026